




TEAMMIGHTYBOY.COM

1986 Parts Catalogue (Microfiche)
Suzuki MightyBoy SS40T



HOW TO USE MICROFICHE PARTS CATALOGUE

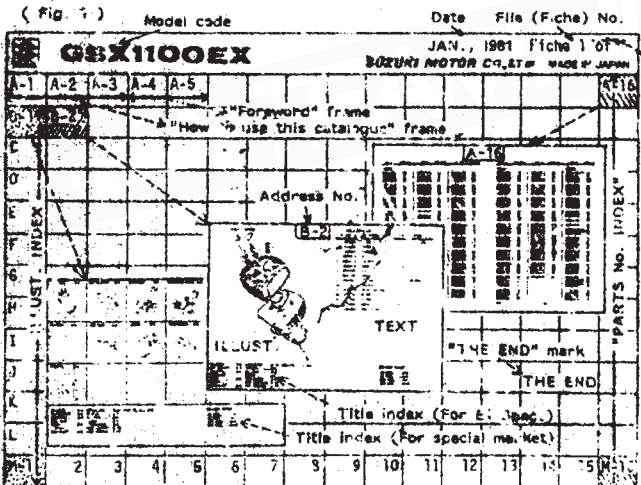
The microfiche parts catalogue we have newly prepared (hereinafter referred to as MICROCATALOGUES) have the same contents as those contained in the usual book type parts catalogue.

If you have a microfiche reader (hereinafter referred to as READER) you can read the information contained on the microfiche film you have, but you will still be faced with the problem of how to find the wanted film CATALOGUES. The contents are arranged according to a certain rule, and if you learn this rule by heart, any frame of the microfiche film, containing the wanted information, can be found quickly, with the use of the index plate which is attached to the READER.

It is important that you always use the index plate when looking for a certain frame in the microfiche film.

A. Composition of the MICROCATALOGUES

Now, you are going to learn the arranging "rule" of information in the MICROCATALOGUES, the "rule" determining which kinds of information are located at which parts of the microfiche films in the MICROCATALOGUES with the help of the drawing below.



Let us explain Fig. 1

- 1) Our MICROCATALOGUES consist of microfiche films each having 208 frames arranged in 13 horizontal rows (columns A through M) by 16 vertical columns (rows 1 through 16).
- 2) The top space above the horizontal row A is the title space where the model code, catalogue date, and other information are printed.
- 3) File Number
 Since each microfiche film contains only up to 216 pages of a book catalogue, two, three or more films are sometimes required to contain a complete catalogue. In these cases, each microfiche film comprising a certain MICROCATALOGUE is identified by a consecutive file number printed at the upper right hand corner.
- 4) Date
 The date on which the MICROCATALOGUE is prepared is indicated.
- 5) "How to use this catalogue"
 The frames identified by the address Nos. A-1, A-2 and A-3 contains the explanation on how to use the MICROCATALOGUE.
- 6) Foreword
 The frames identified by the address Nos. A-4 and A-5 contain the same foreword as contained in the book-type catalogues.
- 7) Illustration Index
 All the frames in the leftmost vertical column except the top one (B-1 through M-1) contain illustration indexes.
 Each index contains all the illustrations belonging to the respective blocks such as the engine block, electric block, and frame block, in reduced forms extracted from the MICROCATALOGUE proper, with the relevant title and address Nos. shown.
- 8) Title Index
 In the space below the array of reduced illustration pages in each of the illustration index frames, the titles and the related address Nos. of all the reduced illustration pages shown in the upper space of that frame are listed to serve as title indices.
 The same title indices are also listed in the lower space of each of the illustrated text frames.
- 9) Parts No. Index
 All the frames in the rightmost vertical column (A-16 through M-16) are for parts No. indices. All the parts Nos. contained in the MICROCATALOGUE are arranged orderly together with the respective address Nos.

10) "For special market" catalogues

As in the current book-form catalogues, in addition to the basic E1 parts catalogues, "For special market" catalogues are prepared for special parts exported to respective markets, and the frames for "For special market" catalogues are arranged in the horizontal row immediately following the last row of the E1 catalogue. (For example, when the E1 catalogue ends with the frame address H-5, the "For special market" catalogue starts with the frame I-2.)

11) "THE END" mark

After arraying all the frames containing the catalogue information, a frame containing a "THE END" mark is placed to signify the end of the catalogue.

8. Indexing system

Along with information contained in microfiche films, the indexing system is a major factor. In our MICROCATALOGUES, the following three indexing systems are utilized:

B-1. Indexing systems1) Illust. Index

The illust. indices are for finding parts of which the shapes are known.

NOTE: Sometimes, small parts are difficult to identify in the illustrations by their shapes. For these parts, you should look for some larger parts to which the parts in question are attached.

2) Title Index

This index system is for finding parts when the name of the principal parts to which they are related is known.

NOTE:1 For the title of the illustration pages, only the name of the most representative piece in the page is adopted (for example, the name of an assembly part).

This means that the names of many small parts cannot be found in the parts name index list. You must always look for a major part to which the wanted parts belong, when looking for these parts, using the part name index list.

NOTE:2 When there are more titles than the title index space of one frame (an exception in one catalogue, the titles are divided into several blocks (ex., engine block, frame block, etc.).

3) Parts No. Index

This index system is for finding parts when the part Nos. are known.

B-2. Indexing procedures

Now, let us explain the procedure for finding wanted frames with the help of the three indexing systems.

a. Finding wanted parts in the MICROCATALOGUE

a-1 How to find the parts Nos. of parts of which the shapes are known.

Procedure 1

Shift the fiche carrier until the B-1 square on the index plate is brought directly under the carrier needle.

Procedure 2

Now, the illust. index printed in the frame B-1 is projected on to the screen. Try to find an illustration in which the wanted part is shown, among the array of reduced illustrations projected.

Procedure 3

If you found an illustration in which the wanted part is shown, go on to Procedure 4. If the wanted part is not found in any of the illustrations in the frame B-1, shift the fiche carrier to C-1 and try to find an illustration in which the wanted part is shown among the arrayed reduced illustrations. If the wanted part is not found in any of the reduced illustrations, shift the fiche carrier to D-1, then to E-1 and so on to M-1.

Procedure 4

Make a note of the address No. of the illustration in which the wanted part is shown.

Procedure 5

Shift the fiche carrier until the square corresponding to the address No. found in the procedure 4 or 3 is brought under the carrier needle.

Procedure 6

Check the address No. of the projected square.

Procedure 7

Look for the wanted part in the illustration on the left half of the screen, and read the identification number of this part.

Procedure 8

Look for the obtained identification number in the text page in the microfiche film on the screen, and read the relevant information.

This is how one part is found with the help of the illust. index system.

a-2 To find another part proceed as follows:

- 1) If the shape of the next wanted part is known, again project the frame B-1 and go through the procedures 2 through 9.
- 2) If the name of the next wanted part is known, try to find the address No. in the title index list shown in the lower portion of the screen, and carry out the procedure 5. (Title index)
- 3) If the part No. of the next wanted part is known, project the A-16 frame and read the address No. corresponding to the known part No. Then, carry out the procedure 5. (Part No. index)

Make full use of the three index systems in each case as explained above.

NOTE: After reading the required information, you should switch off the READER and put the microfiche back in the file.



TEAMMIGHTYBOY.COM

PREFACE

When it becomes necessary to replace parts on SUZUKI VEHICLES, always use SUZUKI GENUINE PARTS which have passed a strict inspection which guarantees quality and performance.

This parts catalogue covers the list of all service parts for SUZUKI SS40T.

INSTRUCTIONS FOR QUOTING THE CATALOGUE

1. DIMENSIONS

Dimensions of the parts in this catalogue are indicated in unit millimeters.

2. ABBREVIATIONS

Abbreviations used in this catalogue are as follows:

AR	: As required	NT	: Number of teeth
ASSY	: Assembly	OPT	: Optional
E.No.	: Engine number	OS	: Over size
F.No.	: Frame number	STD	: Standard
d	: Diameter of material	T	: Thickness
ID	: Inside diameter	US	: Under size
OD	: Outside diameter	W	: Width
L	: Length		
LH	: Left hand side		
RH	: Right hand side		

-SS40T-123456 : Up to F.No.SS40T-123456 -F5A-300001 : Up to E.No.F5A-300001
 SS40T-123456- : From F.No.SS40T-123456 F5A-300001- : From E.No.F5A-300001

$12 \times 34 \times 5.6$ Figures in the description column show the dimensions of parts.

ID OD T(xr W,L)

F.No. 12345-56781 (Parts No.) : indicates that the parts number was changed to 12345-56781 and the new parts are interchangeable with the former ones but the former ones are not interchangeable with the new ones.

F.No. 12345-56781 (Parts No.) : indicates that the former and new parts are interchangeable with each other and both are usable.

3. INNER PARTS OF ASSEMBLY

Parts number that have a period (.) mark in front of the part description on a text page are separately serviced parts of the assembly.

4. MODIFICATION NOTICE

A parts bulletin will be sent to you on all occasions when changes in parts occur, in addition interchangeable modifications between new parts and old ones.

5. NOTE

5-1. There are some different parts from those of production models among spare parts for the administrative reasons and common use of them with other models.

5-2. In respect of rubber hoses and vinyl tubes, please be sure to use them by cutting off according to the length mentioned on parts catalogue or what is actually required on the vehicle.

5-3. Note that the drawings on the illustration page are for ready reference of spare parts number, not to be used as an assembly manual.
 When assembling, use "SUZUKI SERVICE MANUAL".

6. SPECIFICATION CODE

This catalogue contains the parts for the model designed for the following spec.;
 spec. code : E24.

7. SERIAL FRAME NUMBER

SS40T-200001-

Color Chart

MILLIMETER → INCH CONVERSION CHART

Color No.	Color description	Color No.	Color description
019	Black	60K	019+064 Comb.
064	Pure White	7M	595+42A Comb.
09E	Maritime Gray Metallic	7RS	17A+09E Comb.
10C	Off Black Non-Gloss	7RT	15P+09E Comb.
15P	St. Germain Red	7RU	19M+09E Comb.
16B	Shark Silver (Tape)	7RV	21F+09E Comb.
17A	White	7RM	18J+09E Comb.
18J	Crystal Silver Metallic	7RY	22Y+09E Comb.
19P	Creamy Yellow	7RZ	23F+09E Comb.
21F	Universal Black	7SA	23G+09E Comb.
22Y	Spanish Red Metallic	7SB	23H+09E Comb.
23G	Pale Gray	7SC	064+18B Comb.
23H	Dark Gray		
23F	Abril Blue Metallic		
23B	Lacoste Beige Metallic		
23M	Blue Vari Metallic		
281	Black Non-Gloss		
287	Black Semi-Gloss		
282	Black		
286	Black		
42A	Black		
42F	Black		
52V	Black Mild		
892	Red 5 Black		
894	Black		
893	Pale Gray		
896	Pale Gray		
899	Pale Gray		

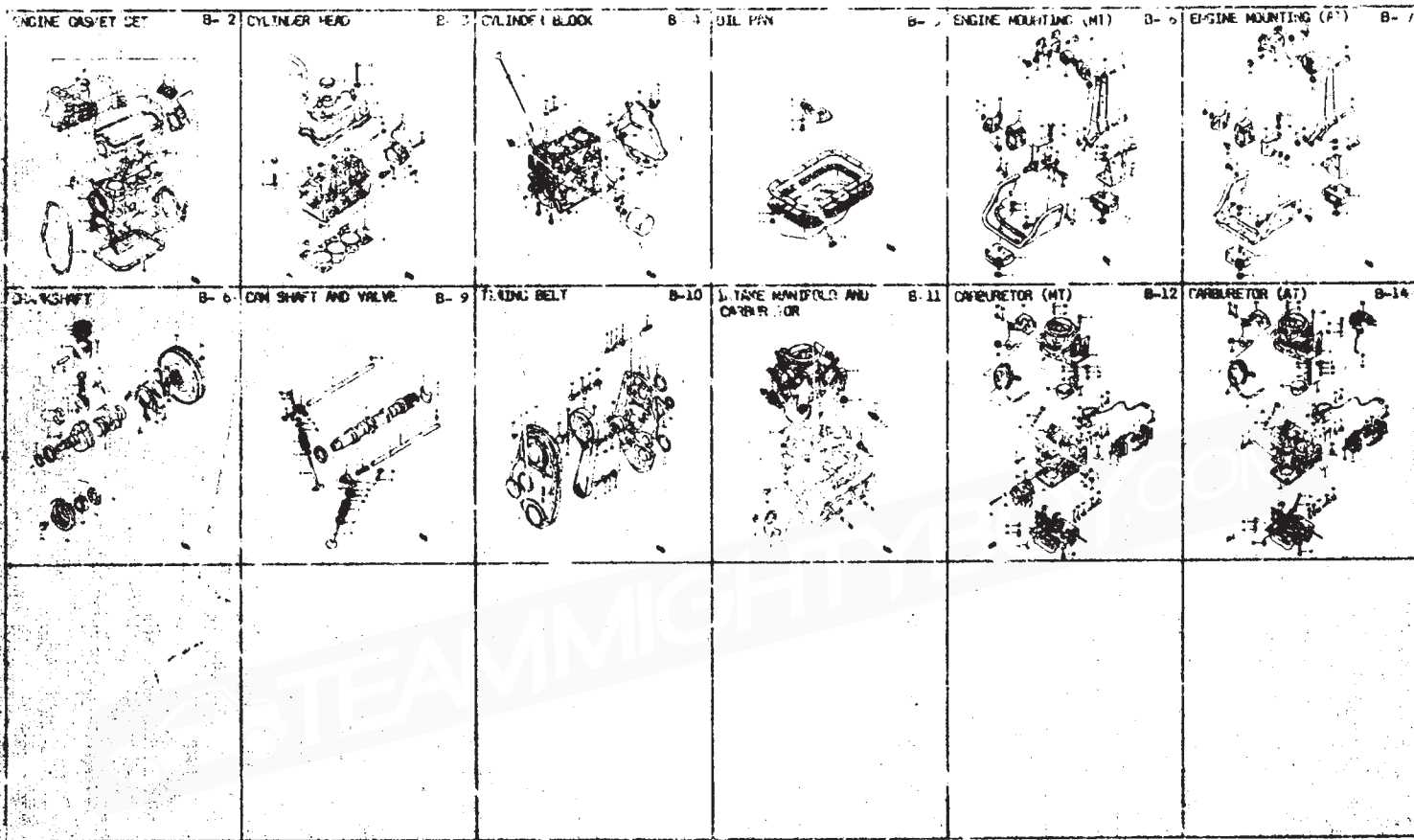
	0	1	2	3	4	5	6	7	8	9
00	.000	.025	.079	.118	.157	.197	.236	.276	.315	.354
10	.394	.433	.472	.512	.551	.591	.630	.669	.709	.748
20	.787	.827	.866	.906	.945	.984	1.024	1.063	1.102	1.142
30	1.181	1.220	1.260	1.299	1.339	1.378	1.417	1.457	1.496	1.535
40	1.575	1.614	1.654	1.693	1.732	1.772	1.811	1.850	1.890	1.929
50	1.969	2.008	2.047	2.087	2.126	2.165	2.205	2.244	2.283	2.322
60	2.362	2.402	2.441	2.480	2.520	2.559	2.599	2.638	2.677	2.717
70	2.756	2.795	2.835	2.874	2.913	2.953	2.992	3.031	3.071	3.110
80	3.150	3.189	3.228	3.268	3.307	3.346	3.386	3.425	3.465	3.504
90	3.543	3.583	3.622	3.661	3.701	3.740	3.780	3.819	3.858	3.898

How to read

	0	1	2	3	4
00	---	---	---	---	---
10	---	---	---	---	---
20	---	---	---	3.906	---
30	---	---	---	---	---

23 millimeters equal 0.906 inch

PART NO.	ADDRESS NO.	PART NO.	ADDRESS NO.	PART NO.	ADDRESS NO.	PART NO.	ADDRESS NO.	PART NO.	ADDRESS NO.	PART NO.	ADDRESS NO.
10000		11670-78030	B-7	12810-84000	B-10	13319-84100	B-12	13516-78710	B-12	15819-81000	C-5
		11671-78001	B-6	12821-78100	B-10	13321-84000	B-12	13521-78100	B-14	15830-82000	C-5
11600-78622	B-2	11710-78401	B-6	12841-73002	B-9	13324-84000	B-12	13521-78100	B-12	15840-78361	C-5
11610-87000	B-3	11710-81000	B-7	12848-73010	B-9	13330-84300	B-12	13521-78100	B-14	15842-78600	C-5
11612-72001	B-3	11730-78001	B-6	12860-78102	B-5	13330-84300	B-13	13521-78420	B-15	15869-78100	C-5
11615-92000-001	B-3	11731-78030	B-6	12897-73001	B-9	13361-84301	B-15	13596-70900	B-12	15870-78000	C-7
11641-73100	B-2	11741-78031	B-6	12911-78100	B-9	13361-84301	B-15	13596-70900	B-14	15881-81001	C-5
				12915-73002	B-9	13362-84300	B-15	13601-04226	B-12	15891-81000	C-5
				12921-84000	B-9	13363-84300	B-12	13601-05186	B-14	15901-78001	C-5
				12931-82000	B-9				B-12	15930-78361	C-5
				12935-73000	B-9				B-15	16100-84010	C-6
11661-78102	B-3	11851-78111	B-11	13110-84070	B-11	13370-78110	B-11	13601-05226	B-15	16119-73001	B-2
11669-73002	B-2	11910-78101	B-6	13110-84070	B-11	13371-84300	B-13	13685-78100	B-15	16151-78100	C-6
		11910-78120	B-7	13119-78111	B-2				B-13	16131-82000	B-6
11670-78102	B-3	11921-78102	B-6						B-15	16151-78100	C-6
									B-15	16152-73100	C-6
11680-78101	B-3	11921-78121	B-7	13125-70111	B-11	13372-84300	B-15	13699-77000	B-13	16151-78100	C-6
11681-78100	B-2	11931-81000	B-6	13125-70111	B-11	13373-39110	B-12	13700-84300	B-15	16152-73100	C-6
				13120-78121	C-13	13374-84300	B-13	13700-84000	C-2	16153-78100	C-6
11691-84011	B-3	11962-83000	C-13	13200-84120	B-11	13375-84300	B-13	13700-84000	C-2	16161-78103	C-6
11690-78107	B-4	12111-81052-080	B-8	13200-84120	B-12				C-2	16510-73001	B-4
				13200-84100	B-11				C-2	16520-78101	B-5
11694-78101	B-4	12111-81052-025	B-8	13248-78100	B-14	13376-65010	B-12	13800-84300	C-2	16910-82000	B-4
11694-78101	B-4	12111-81052-050	B-8	13248-78100	B-13				C-2	16920-78402	B-3
11694-78100	B-4	12140-73010	B-8	13249-78100	B-15	13378-73000	B-12	13879-81050	B-12	17111-84000	C-8
11694-78101	B-4	12140-73010-025	B-8						C-4	17111-84010	C-9
11694-73000	B-4	12140-73010-050	B-8								
11694-78101	B-4	12151-78110	B-8						B-12	17120-84000	C-0
11694-73001	B-8	12140-73001	B-8	13251-78100	B-12	13378-84100	B-14	14140-78100	C-4	17120-84010	C-9
11694-73002	B-2	12181-81050-0A0	C-8	13254-78110	B-14	13378-84110	B-12	14172-84001	C-4	17400-78221	C-7
		12181-81050-025	B-8						B-4	17431-73001	B-2
11694-78102	B-10	12181-81050-050	B-8			13381-84020	B-12	14183-78100	C-4		C-7
								14190-78363	C-4		
11694-73003	B-10	12221-81051	B-8	13255-84300	B-13				B-14	17511-78100	C-7
11694-73000	B-10	12300-78030	B-9	13260-84300	B-13	13381-84300	B-13	14243-78000	C-4	17521-78000	C-7
11694-73010	B-2	12300-78030-012	B-8	13267-78120	B-14	13397-81000	B-12	14252-78010	C-4	17551-78101	C-10
		12300-78030-025	B-8						B-14	17559-73000	B-2
		12300-81810-0A0	B-8			13398-78110	B-15	14283-78100	B-12	17600-84000	C-10
11694-81831	B-2			13268-81000	B-13			14288-78301	C-4		
									B-15	17561-74100	C-10
11694-73004	B-10	12300-81810-025	B-8	13271-73011	B-15	13415-81030	B-15	14300-78363	C-4	17569-78101	B-2
11694-73001	B-10	12300-81810-050	B-8			13432-47091	B-15	14300-77140	C-5		
11694-73000	B-10	12611-78100	B-8					14318-73000	C-1		
11694-73000	B-10	12620-78102	B-8	13278-45010	B-15			15319-73001	B-2	17670-87000	C-10
11694-78100	B-5	12631-84000	B-8			13433-79110	B-12		C-5	17680-84000	C-8
11694-79110	B-2	12635-73001	B-8					15411-84300	C-5		
		12710-84000	B-9	13281-84300	B-14	13401-79110	B-12	15420-81010	C-7	17700-74010	C-9
11610-78001	B-6	12741-84000	B-10					15420-81010	C-5	17700-86100	C-6
		12749-73001	B-9			13404-37010	B-12	15819-74000	C-5	17740-84000	C-8
11620-78001	B-6	12761-84000	B-10					15819-74101	C-7	17760-84010	C-9



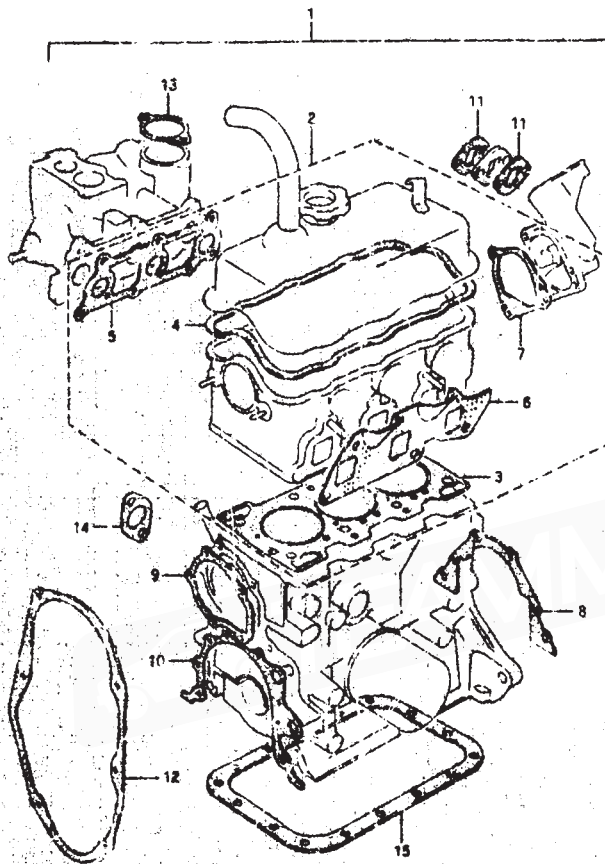
AIR CLEANER.....C-2	CRANKSHAFT.....B-8	GEAR SHIFT CONTN'.....I-5	OIL PUMP AND OIL PAN (AT).....D-14	WATER PUMP.....C-10
AT ASSY (AT).....D-8	CYLINDER BLOCK.....B-4	GEAR SHIFT FORK (MT).....C-6	RADIATOR.....C-8	WATER PUMP.....C-7
A1 GASKET SET (AT).....D-9	CYLINDER HEAD.....B-3	INTAKE MANIFOLD.....B-11	SELECTOR LEVER (AT).....E-5	
PARKING BRAKE (AT).....D-13	DIFFERENTIAL GEAR.....E-2	LABEL.....C-13	TIMING BELT.....B-10	
CAM SHAFT AND VALVE.....B-9	EMISSION CONTROL.....C-11	MUFFLER.....C-4	TRANSMISSION (AT).....D-11	
CARBURETOR.....B-12	ENGINE GASKET SET.....B-2	OIL HOSE (AT).....D-15	TRANSMISSION (MT).....D-3	
FIELD (MT).....D-2	ENGINE MOUNTING.....B-6	OIL PAN.....B-5	TRANSMISSION CASE (AT).....D-10	
GENERATOR CABLE.....C-3	FUEL PUMP.....C-5	OIL PUMP.....C-6	TRANSMISSION CASE (MT).....D-8	

BEAT.....F-6	FRONT BODY PANEL.....J-2	FRONT SEAT.....J-12	LOCK SET AND RADIO.....F-13	REAR SUSPENSION.....G-5	STEERING WHEEL.....G-7
BRAKE MASTER CYLINDER.....H-2	FRONT BUMPER.....I-8	FRONT SUSPENSION.....C-7	PARKING BRAKE.....G-6	REAR WHEEL BRAKE.....H-5	STRIPES AND MUD FLAP.....J-4
BRAKE SHIPING.....H-3	FRONT DOOR GLASS.....J-8	FRONT WHEEL BRAKE.....H-4	PEDAL.....G-10	ROAD WHEEL AND TIRE.....G-1	SWITCH.....F-12
CARBURETOR.....I-13	FRONT DOOR LOCK.....J-9	FRONT WINDOW.....G-6	REAR AXLE.....G-8	SAFETY BELT.....J-13	VENTILATOR.....I-12
CLUTCH CABLE.....J-5	FRONT DASH PANEL.....I-7	FUEL TANK.....J-10	REAR BODY PANEL.....G-9	TRUNK BODY PANEL.....F-10	WIPER.....F-10
CARBURETOR.....I-13	FRONT FENDER.....I-5	GENERATOR.....F-3	REAR BUMPER.....I-9	SPEEDOMETER.....F-7	WIPER.....F-14
CLUTCH.....J-2	FRONT HOOD PANEL.....I-3	INSTRUMENT PANEL.....J-11	REAR GATE LOCK.....I-10	STARTING MOTOR.....F-2	WIRING HARNESS.....F-10
CLUTCH CABLE.....C-3	FRONT LAMP.....F-8	INTERIOR TRIM.....J-3	REAR LAMP.....F-9	STEERING LAMP.....G-8	

FIG. 1 (B-7) ENGINE GASKET SET

QTY

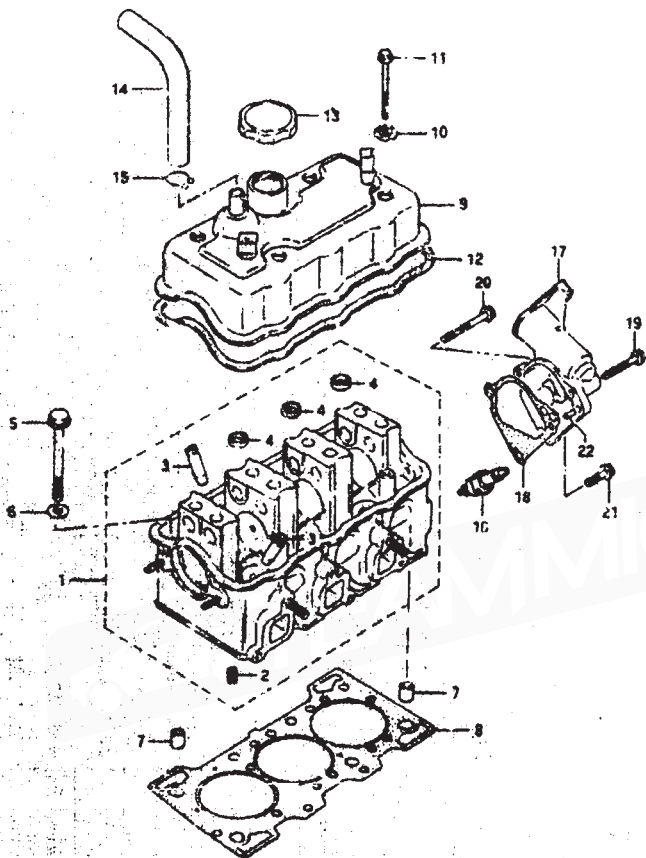
REMARKS



NO.	PART NO.	DESCRIPTION	QTY	REMARKS
1	11400-0E31	GASKET SET, engine	1	
2	11100-78822	GASKET SET, cylinder head	1	
3	11141-79100	GASKET, cylinder head	1	
4	11149-78100	GASKET, cylinder head cover	1	
5	15119-78111	GASKET, intake manifold	1	
6	16140-78100	GASKET, exhaust manifold	1	
7	11169-73002	GASKET, distributor case	1	
8	11340-73002	GASKET, oil seal housing	1	
9	16119-73001	GASKET, oil pump case	1	
10	17431-73001	GASKET, water pump	1	
11	15319-73001	GASKET, fuel pump	2	
12	11399-73010	GASKET, timing belt cover	1	
13	17569-78101	GASKET, water thermostat cap	1	
14	17599-73000	GASKET, water inlet pipe	1	
15	11529-79110	GASKET, oil pan	1	

30407-624

AIR CLEANER.....C-2	CRANKSHAFT.....D-4	CLUTCH SHIFT CONTROL.....E-3	OIL PUMP AND OIL PAN (AT).....D-14	WATER LOSE.....C-10
WATER PUMP.....C-7	CYLINDER BLOCK.....D-4	BEAR. SHIFT FORK (MT).....D-8	RADIATOR.....L-8	WATER PUMP.....C-7
WATER PUMP (AT).....C-7	CYLINDER HEAD.....D-3	INTAKE MANIFOLD.....B-11	SELECTOR LEVER (AT).....E-5	
WATER THERMOSTAT (AT).....C-2	DIFFERENTIAL GEAR.....B-7	WHEEL.....C-13	TIMING BELT.....D-10	
WATER THERMOSTAT.....C-2	EMERGENCY CONTROL.....C-11	WHEEL.....C-13	TRANSMISSION (AT).....D-11	
WATER THERMOSTAT.....C-2	ENGINE INLET PIPE.....B-6	OIL HOSE (AT).....D-19	TRANSMISSION (MT).....D-3	
WATER THERMOSTAT.....C-2	FUEL PUMP.....C-5	OIL PAN.....D-9	TRANSMISSION CASE (AT).....D-10	
WATER THERMOSTAT.....C-2	FUEL TANK.....C-5	OIL PUMP.....C-6	TRANSMISSION CASE (MT).....D-9	



REF. NO.	PART NO.	DESCRIPTION	QTY	REMARKS
1	11110-8400J	HEAD, cylinder	1	
2	11112-73001	.PLUG, oil filler	1	
3	11115-82000-001	.GUIDE, valve	6	
4	0541-20002	.PLUG	4	
5	09103-10018	BOLT (10x87)	8	
6	09160-10039	WASHER (10.5x22x2.3)	8	
7	09206-13001	PIN	2	
8	11141-7310C	GASKET, cylinder head	1	
9	11170-78102	WASHER, cylinder head	1	
10	11180-78101	WASHER	4	
11	01537-06803	BOLT	4	
12	11189-78100	GASKET, cylinder head cover	1	
13	16920-78102	CAP, oil filler	1	
14	11191-84011	HOSE, breather	1	
15	09401-18301	CLIP	1	
16-1	09482-00123	PLUG, spark (ND, W1806-U)	3	
16-2	09482-00131	PLUG, spark (NK, AP2E5)	3	
17	11161-78102	CASE, distributor	1	
18	11169-73002	GASKET, distributor case	1	
19	09103-08154	BOLT	1	
20	09103-08155	BOLT	1	
21	02917-08253	BOLT	1	
22	04221-06129	PIN	2	

SEAT 224

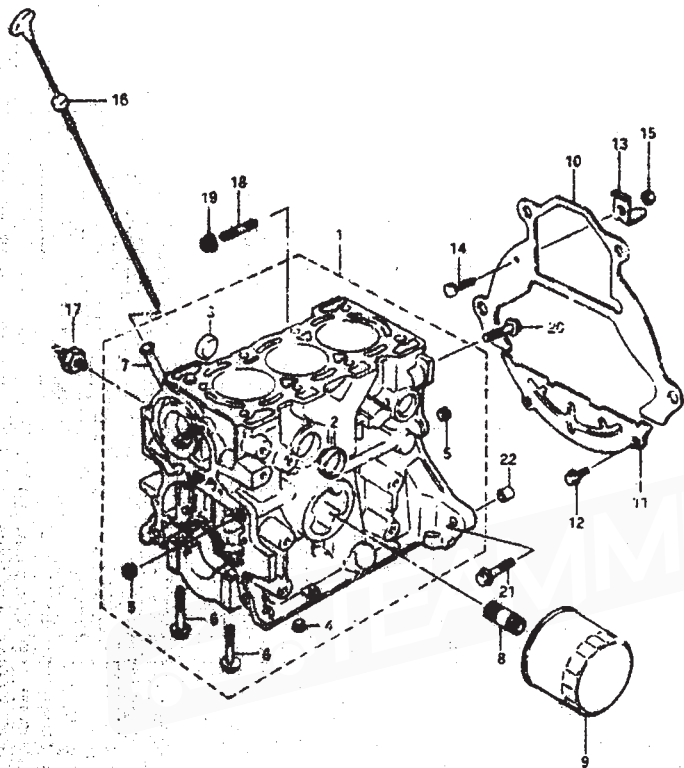
SEAT 224

5-1 CYLINDER	C-2 CRANKSHAFT	B-8 BEAR SHIFT CONTROL	E-5 OIL PUMP AND OIL PAN (AT)	D-14 WATER HOSE
5-2 ASBY SET	B-9 CYLINDER BLOCK	B-9 BEAR SHIFT FORK (MT)	B-6 RADIATOR	C-8 WATER PUMP
5-3 GASKET SET (AT)	D-3 CYLINDER HEAD	B-3 INTAKE MANIFOLD	B-11 SELECTOR LEVER (AT)	E-3
5-4 GASKET SET (MT)	D-11 DISTRIBUTORIAL GEAR	E-2 LABEL	C-3 FAN AND BELT	B-10
5-5 GASKET SET (MT)	D-9 DIFFERENTIAL GEAR	E-11 MAFLER	D-4 TRANSMISSION (AT)	D-11
5-6 GASKET SET (AT)	C-11 SHIFTING CONTROL	D-1 OIL HOSE (MT)	D-15 TRANSMISSION (MT)	D-3
5-7 GASKET SET (AT)	B-5 CRANK SHAFT SET	B-6 OIL PAN	B-5 TRANSMISSION CASE (AT)	D-10
5-8 GASKET SET (MT)	B-6 CRANK SHAFT SET	C-5 OIL PUMP	D-5 TRANSMISSION CASE (MT)	D-3
5-9 GASKET SET (MT)	C-5 FLY			

FIG. 3

B - 4

FIG. 3 (B-4) CYLINDER BLOCK



Q'TY

REMARKS

REF. NO.	PART NO.	DESCRIPTION	Q'TY	REMARKS
1	1 00-78137	BLOCK ASSY, cylinder	1	
2	09141-30002	.PLUG (00:30)	1	
3	05241-20072	.PLUG (00:20)	1	
4	05246-06001	.PLUG	1	
5	07246-06002	.PLUG	2	
6	09103-10022	.BOLT (10:54)	8	
7	11219-78101	.GUIDE, oil level gauge	1	
8	11241-73003	STAND, oil filter	1	
9	16510-73001	FILTER, oil	1	
10-1	11310-78100	PLATE, clutch housing upper	1	MT
10-2	11311-78121	PLATE, clutch housing upper	1	AT
11	11320-73000	PLATE, clutch housing inner	1	
12	01837-06103	NUT	2	
13	11331-78120	PLATE, spark timing	1	AT
14-1	01308-06208	BOLT	1	MT
14-2	01817-06106	BOLT	1	AT
15	08310-11066	NUT	1	
16	14910-82600	GAUGE, oil level	1	
17	37820-82001	SWITCH ASSY, oil pressure	1	
18	01421-10403	STUD BOLT	1	
19	08316-16103	NUT	1	
20	01537-10103	BOLT	1	
21	01537-10453	BOLT	2	
22	09206-13011	PIN	2	

95187 300

95407 E24

AIR CLEANER.....C-2	CRANKSHAFT.....B-8	GEAR SHIFT CONTROL.....E-5	OIL PUMP AND OIL PAN (AT).....D-14	WATER HOSE.....C-10
ASSEMBLY (AT).....D-8	CYLINDER BLOCK.....B-4	GEAR SHIFT FORK (MT).....D-6	RADIATOR.....C-8	WATER PUMP.....C-7
VALVE SHIM SET (AT).....D-9	CYLINDER HEAD.....B-3	INTAKE MANIFOLD.....B-11	SELECTOR LEVER (AT).....E-3	
VALVE SHIM SET (MT).....D-10	DIFFERENTIAL GEAR.....E-2	LABEL.....C-13	TIMING BELT.....B-10	
VALVE SHIM SET (AT).....D-11	ENGINE CONTROL.....C-11	MUFFLER.....D-4	TRANSMISSION (AT).....D-11	
VALVE SHIM SET (MT).....D-12	ENGINE CONTROL (MT).....C-12	OIL HOSE (AT).....B-19	TRANSMISSION (MT).....D-3	
VALVE SHIM SET (AT).....D-13	ENGINE HOUSING.....B-6	OIL PAN.....B-7	TRANSMISSION CASE (AT).....D-10	
VALVE SHIM SET (MT).....D-14	FUEL PUMP.....C-5	OIL PUMP.....C-5	TRANSMISSION CASE (MT).....D-3	

FIG.4

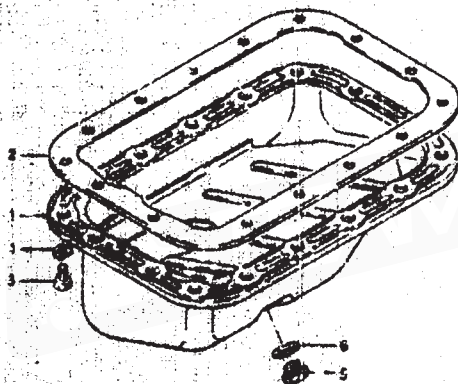
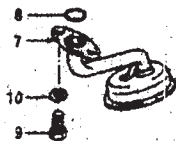
B - 5

FIG.4 (B-5) OIL PAN

QTY

REMARKS

REF. NO.	PART NO.	DESCRIPTION	QTY	REMARKS
1	11910-78100	PAN, oil	1	
2	11929-79110	GASKET, oil pan	1	
3	09100-06119	BOLT	16	
4	09162-06005	LOCK WASHER	16	
3	09247-12101	PLUG	1	
6	09168-12007	GASKET	1	
7	16920-78101	STRAINER, oil pump	1	
8	09280-16005	O RING	1	
9	01107-06163	BOLT	2	
10	08321-21063	LOCK WASHER	2	



MGLIBOY.COM

SEAKT E24

SEAKT E24

1	2	3	4	5	6	7	8	9	10	11	12	13	14	15	16	17	18	19	20	21	22	23	24	25	26	27	28	29	30	31	32	33	34	35	36	37	38	39	40	41	42	43	44	45	46	47	48	49	50	51	52	53	54	55	56	57	58	59	60	61	62	63	64	65	66	67	68	69	70	71	72	73	74	75	76	77	78	79	80	81	82	83	84	85	86	87	88	89	90	91	92	93	94	95	96	97	98	99	100
---	---	---	---	---	---	---	---	---	----	----	----	----	----	----	----	----	----	----	----	----	----	----	----	----	----	----	----	----	----	----	----	----	----	----	----	----	----	----	----	----	----	----	----	----	----	----	----	----	----	----	----	----	----	----	----	----	----	----	----	----	----	----	----	----	----	----	----	----	----	----	----	----	----	----	----	----	----	----	----	----	----	----	----	----	----	----	----	----	----	----	----	----	----	----	----	----	----	----	-----

FIG. 3

B-6

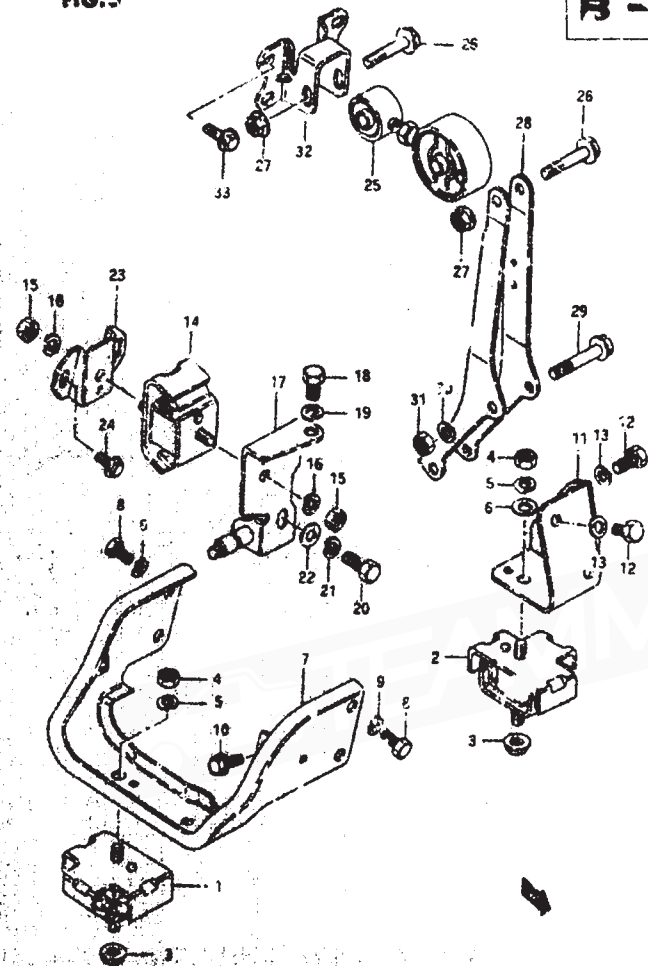


FIG. 5 (B-6) ENGINE MOUNTING (MT)

REF. NO.	PART NO.	DESCRIPTION	QTY	REMARKS
1	11610-78001	NO MTING, engine RH	1	
2	11620-78001	MOUNTING, engine LH	1	
3	09158-10014	NUT	2	
4	01910-12103	NUT	2	
5	08321-21103	LOCK WASHER	2	
6	09160-10020	WASHER, oil	1	
7	11660-78110	BRACKET, mounting Rr.	1	
8	01107-08209	BOLT	4	
9	08321-21083	LOCK WASHER	4	
10	01517-08203	BOLT	1	
11	11671-78001	BRACKET, engine mounting LH	1	
12	01107-10203	BOLT	3	
13	08321-21103	LOCK WASHER	3	
14	11710-78401	MOUNTING, engine rear	1	
15	08310-12103	NUT	2	
16	08321-21103	LOCK WASHER	2	
17	11730-78001	BRACKET, rear mounting	1	
18	01107-10203	BOLT	1	
19	08321-21103	LOCK WASHER	1	
20	01107-10253	BOLT	1	
21	08321-21103	LOCK WASHER	1	
22	08322-11103	WASHER	1	
23	11741-78001	BRACKET, mounting body side	1	
24	01537-08163	BOLT	2	
25	11910-78101	ROD, torque	1	
26	09103-10047	BOLT (10x50)	2	
27	06316-16103	NUT	2	
28	11921-78102	BRACKET, rod engine side	1	
29	01107-10653	BOLT	2	
30	08321-21103	LOCK WASHER	2	
31	08310-12103	NUT	2	
32	11921-81003	BRACKET, rod body side	1	
33	01537-08163	BOLT	4	

SS40T E24

SS40T E24

AIR CLEANER.....D-2	CRANKSHAFT.....B-6	GEAR SHIFT CONTROL...E-3	OIL PUMP AND OIL PAN (AT).....D-14	WATER NOSE.....C-10
AT ASSY (AT).....D-8	CYLINDER BLOCK.....B-4	GEAR SHIFT FORK (MT).....D-6	RADIATOR.....C-8	WATER PUMP.....C-7
AT GASKET SET (AT).....D-9	CYLINDER HEAD.....B-3	INTAKE MANIFOLD.....B-11	SELECTOR LEVER (AT).....E-3	
AT PUMPING ENGINE (AT).....D-13	DIFFERENTIAL GEAR.....E-2	LABEL.....C-13	TIMING BELT.....D-10	
DRIVE SHAFT AND U-JOINT.....D-12	DIFFERENTIAL CONTROL.....C-11	MUFFLER.....C-4	TRANSMISSION (AT).....D-11	
ENGINE GASKET SET.....B-2	ENGINE MOUNTING.....B-6	OIL NOSE (AT).....D-15	TRANSMISSION (MT).....D-3	
ENGINE PUMP.....B-5	FUEL PUMP.....C-5	DIL PAN.....B-5	TRANSMISSION CASE (AT).....D-10	
EXHAUST MANIFOLD.....B-3		DIL PUMP.....C-6	TRANSMISSION CASE (MT).....D-3	

FIG. 6

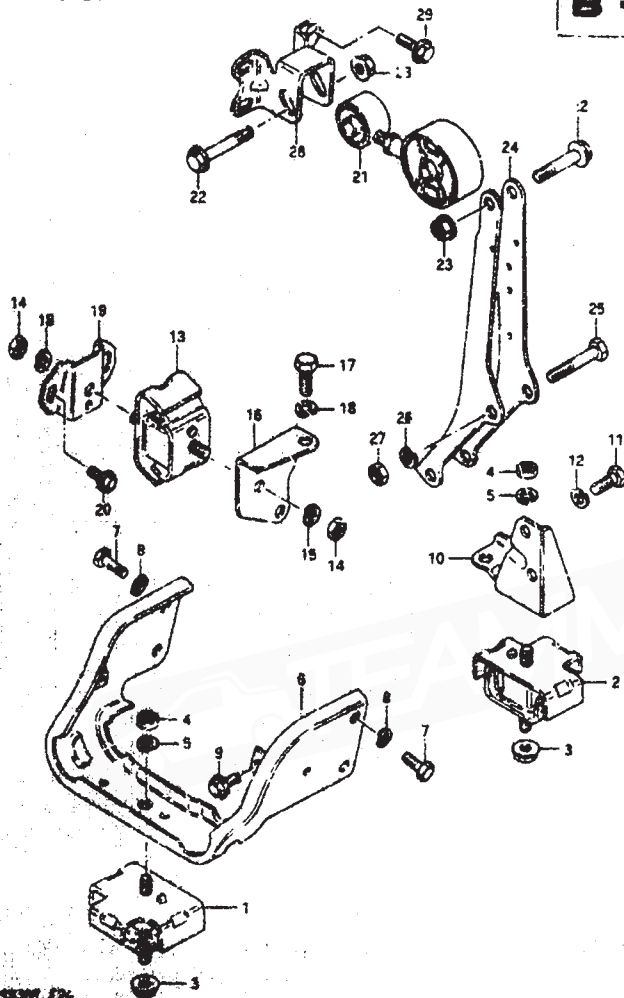
B - 7

6

F.I.G.6 (B-7) ENGINE MOUNTING (AT)

Q'TY

REMARKS



REF.NO.	PART N°	DESCRIPTION	Q'TY	REMARKS
1	11610-78001	MOUNTING, engine RH	1	
2	11627-78001	MOUNTING, engine LH	1	
3	09139-10014	NUT	2	
4	08310-12103	NUT	2	
5	08321-21103	LOCK WASHER	2	
6	11660-78110	BRACKET, mounting RH	1	
7	01107-08203	BOLT	4	
8	08321-21103	LOCK WASHER	4	
9	01517-08203	BOLT	1	
10	11670-78030	BRACKET, mounting LH	1	
11	01107-10203	BOLT	3	
12	08321-21103	LOCK WASHER	3	
13	11710-81000	MOUNTING, engine rear	1	
14	08310-12103	NUT	2	
15	08321-21103	LOCK WASHER	2	
16	11731-78030	BRACKET, rear mounting	1	
17	01107-10203	BOLT	2	
18	08321-21103	LOCK WASHER	2	
19	11741-78001	BRACKET, mounting body side	1	
20	01517-08163	BOLT	2	
21	11910-78120	NUT, torque	1	
22	09103-10047	BOLT (11x50)	2	
23	08316-16103	NUT	2	
24	11721-78121	BRACKET, rod engine side	1	
25	01907-10603	BOLT	2	
26	08321-21103	LOCK WASHER	2	
27	08310-12103	NUT	2	
28	11731-81000	BRACKET, rod body side	1	
29	01517-08166	BOLT	4	

SS397 E24

SS407 E24

AIR CLEANER.....C-2	CRANKSHAFT.....B-8	GEAR SHIFT CONTROL.....E-3	OIL PUMP AND OIL PAN (AT).....D-14	STARTER HOSE.....D-10
AT ASSY (AT).....D-8	CYLINDER BLOCK.....B-4	GEAR SHIFT FORK (MT).....D-6	RADIATOR.....C-4	WATER PUMP.....C-7
AT CASSET SET (AT).....D-9	CYLINDER HEAD.....B-3	INTAKE MANIFOLD.....B-11	SELECTOR LEVER (AT).....E-5	
AT PARKING BRAKE (AT).....D-13	DIFFERENTIAL GEAR.....E-2	LABEL.....C-13	TIMING BELT.....B-10	
CLUTCH SHIFTER.....B-9	MISSION CONTROL.....C-11	MUFFLER.....C-4	TRANSMISSION (AT).....D-11	
CRANKCASE.....B-12	ENGINE CASSET SET.....B-2	OIL HOSE (AT).....D-13	TRANSMISSION (MT).....D-3	
CLUTCH (MT).....D-2	ENGINE MOUNTING.....B-6	OIL PAN.....D-9	TRANSMISSION CASE (AT).....D-10	
CONTROL HANDLE.....C-3	FUEL PUMP.....C-5	OIL PUMP.....C-6	TRANSMISSION CASE (MT).....D-3	

FIG. 7

B - 8

FIG. 7 (8 - 8) CRANKSHAFT

REF. NO.	PART NO.	DESCRIPTION	Q'TY	REMARKS
1-1	12140-73010	RING SET, piston	3	STD
1-2	12140-73010-025	RING SET, piston	3	OS10.25
1-3	12140-73010-050	RING SET, piston	3	OS10.5
2-1	12111-81052-080	PISTON	3	STD
2-2	12111-81052-025	PISTON	3	OS10.25
2-3	12111-81052-050	PISTON	3	OS10.5
3	12151-78110	PIN, piston	3	
4	09381-16001	CIRCLIP	3	
5	12160-73001	ROD ASSY, connecting	3	
6	09199-08033	NUT	6	
7-1	12181-81050-080	BEARING, connecting rod	6	STD, T:1.5
7-2	12181-81050-025	BEARING, connecting rod	6	US10.25, T:1.625
7-3	12181-81050-050	BEARING, connecting rod	6	US10.5, T:1.75
8	12221-81051	CRANKSHAFT	1	
9-1	12300-81810-080	BEARING SET, crankshaft	1	STD, T:2.0
9-2	12300-81810-025	BEARING SET, crankshaft	1	US10.25, T:2.125
9-3	12300-81810-050	BEARING SET, crankshaft	1	US10.5, T:2.25
10-1	12300-78830	BEARING SET, crank thrust	1	STD, T:2.5
10-2	12300-78830-012	BEARING SET, crank thrust	1	OS10.125, T:2.563
10-3	12300-78830-025	BEARING SET, crank thrust	1	OS10.25, T:2.625
11	09283-32026	SEAL, oil	1	
12	12633-73001	GUIDE, timing belt	1	
13	12631-84000	PULLEY, crank timing belt	1	
14	08541-31059	KEY	1	
15	12611-78100	PULLEY, crankshaft	1	
16	09103-12002	SCRT (12x20)	1	
17	09283-80009	SEAL, oil	1	
18	11349-73002	GASKET, oil seal housing	1	
19	11341-73000	HOUSING, oil seal	1	
20	01917-06203	BOLT	4	
21	01517-06253	BOLT	2	
22	04211-09109	PIN	2	
23	12620-78102	FLYWHEEL	1	HT
24	09103-10097	BOLT	6	HT
25	04221-04129	SCRT	1	HT
26	09133-82337	BEARING	1	HT

SQW7 E24

SS40T E24

AIR BLENDER.....C-2	CRANKSHAFT.....B-8	GEAR SHIFT CONTROL.....E-3	OIL PUMP AND OIL PAN (AT).....D-14	WATER HOSE.....C-10
AT ASSY (AT).....D-8	CYLINDER BLOCK.....B-4	GEAR SHIFT FORK (NT).....D-5	RADIATOR.....C-8	WATER PUMP.....C-7
AT GASKET SET (AT).....D-9	CYLINDER HEAD.....B-3	INDUKE MANIFOLD.....B-11	SELECTOR LEVER (AT).....E-9	
AT PUMPING SPRING (AT).....B-13	DIFFERENTIAL GEAR.....E-2	LABEL.....C-13	TIMING BELT.....B-18	
CHG SHFT AND VALVE.....D-9	DRIVISION CONTROL.....C-11	SUPPLIER.....C-4	TRANSMISSION (AT).....D-11	
CRANKSHAFT.....B-8	ENGINE GASKET SET.....B-2	OIL NOSE (AT).....D-15	TRANSMISSION (NT).....D-3	
CRANK SHFT.....C-2	ENGINE MOUNTING.....B-5	OIL PAN.....B-5	TRANSMISSION CASE (AT).....D-10	
CRANK SHAFT.....C-2	ROSL PUMP.....D-6	OIL PUMP.....C-6	TRANSMISSION CASE (NT).....D-9	

FIG. 8

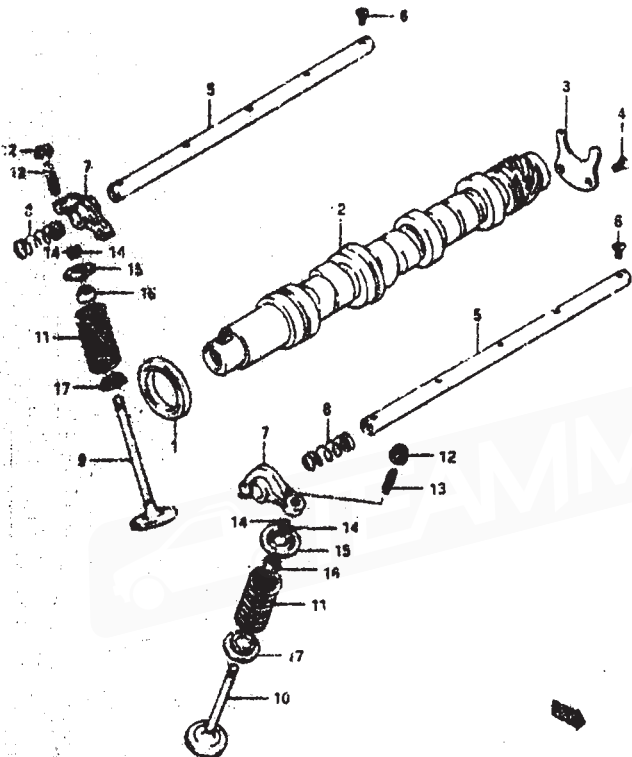
5 - 9

FIG. 8 (B-9) OIL SHIFT AND VALVE

QTY

REMARKS

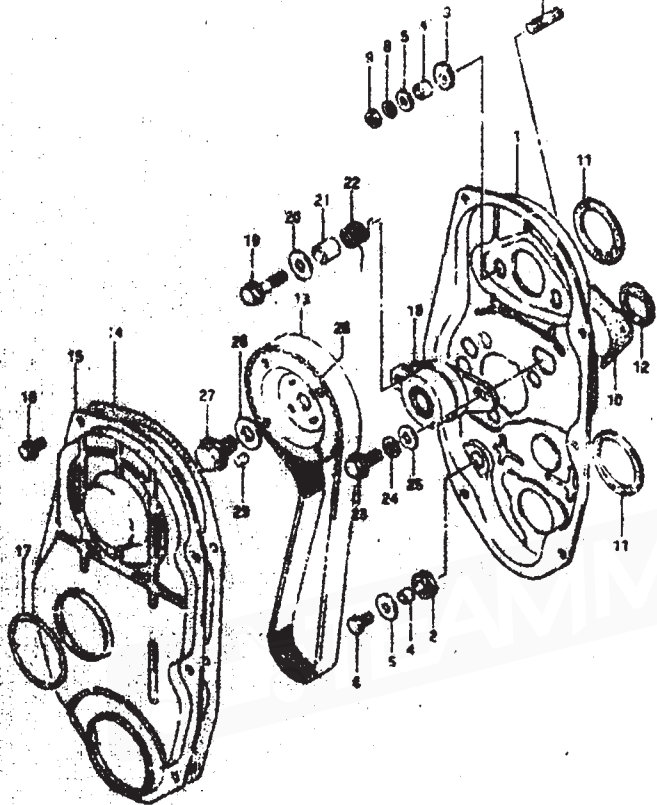
REF. NO.	PAR. NO.	DESCRIPTION	QTY	REMARKS
1	09203-73022	SEAL, oil	1	
2	12710-84000	CAMSHAFT	1	
3	12746-73001	PLATE, camshaft thrust	1	
4	02122-06128	SCREW	2	
5	12840-78102	SHIFT, valve rocker	2	
6	02122-06168	SCREW	8	
7	12741-73002	ARM, valve rocker	6	
8	12891-73002	SPRING, rocker arm	6	
9	12911-76112	VALVE, inlet	3	
10	12913-73002	VALVE, exhaust	3	
11	12921-74000	SPRING, valve	6	
12	09130-07012	WASHER	6	
13	12846-73010	SCREW	6	
14	12932-82100	COTTER, valve	12	
15	12931-82000	RETAINER, valve spring	6	
16	09289-07008	SEAL, oil	6	
17	12933-73000	SEAT, valve spring	6	



SB40T E24

SB40T E24

AIR CLEANER.....C-2	CAMSHAFT.....B-6	GEAR SHIFT CONTROL.....E-5	OIL PUMP AND OIL PAN (AT)-D-18	WATER HOSE-C-10
AT ASSY (AT).....D-8	CYLINDER BLOCK.....B-4	GEAR SHIFT FORK (RT)-D-6	RADIATOR.....C-8	WATER PUMP-C-7
AT BASKET SET (AT).....D-9	CYLINDER HEAD.....B-3	INTAKE MANIFOLD.....B-11	SELECTOR LEVER (AT).....E-9	
AZ PUMPING BRUSH (AT)-D-13	DIFFERENTIAL GEAR-E-2	LABEL.....C-13	TIMING BELT.....B-10	
OIL SHIFT AND VALVE.....B-9	DIFFUSION CONTROL-C-11	MUFFLER.....C-14	TRANSMISSION (AT).....D-11	
COMPRESSOR.....B-12	ENGINE BASKET SET-B-2	OIL HOSE (AT).....D-15	TRANSMISSION (RT).....D-13	
CLASH GEAR.....B-2	ENGINE MOUNTING-B-8	UJL PANT.....B-5	TRANSMISSION CASE (AT).....D-16	
CRANK SHAFT.....C-3	PUMP PUMP.....C-5	OIL MUFF.....C-6	TRANSMISSION CASE (RT).....D-15	



REF. NO.	PART NO.	DESCRIPTION	QTY	REMARKS
1	11300-79102	COVER, inside	1	
2	09308-10004	GROMMET	2	
3	11390-73000	GROMMET, cover	2	
4	09100-06105	SPACER (4.0x10x17)	4	
5	09100-08027	WASHER (6.5x20x1.2)	4	
6	09100-06127	BOLT	2	
7	09100-08078	STUD BOLT	2	
8	08321-31067	LOCK WASHER	2	
9	08310-11066	NUT	2	
10	11482-73004	O-RING SEAL, No.2	1	
11	11483-73001	O-RING SEAL, No.3	2	
12	11485-73000	O-RING SEAL, No.4	1	
13	17701-84777	BELT, timing	1	
14	11399-75010	GROMMET, belt cover	1	
15	11391-73005	COVER, outside	1	
16	01537-06033	YLT	6	
17	11400-75000	GROMMET, outside	1	
18	12010-84000	TENSIONER ASSY, timing belt	1	
19	01517-09406	BOLT	1	
20	09160-08075	WASHER (8.2x20x1.6)	1	
21	09100-08111	SPACER (8.1x10x17)	1	
22	12021-78100	SPRING, tensioner	1	
23	09105-08130	BOLT	1	
24	08321-31086	LOCK WASHER	1	
25	09160-08033	WASHER (8.5x20x2.6)	1	
26	12741-84000	FULLIFY, cam shaft timing	1	
27	01537-12236	BOLT	1	
28	09100-12043	WASHER (12.5x32x4.5)	1	
29	04221-05109	PDN	1	

PART NO.

8848T E24

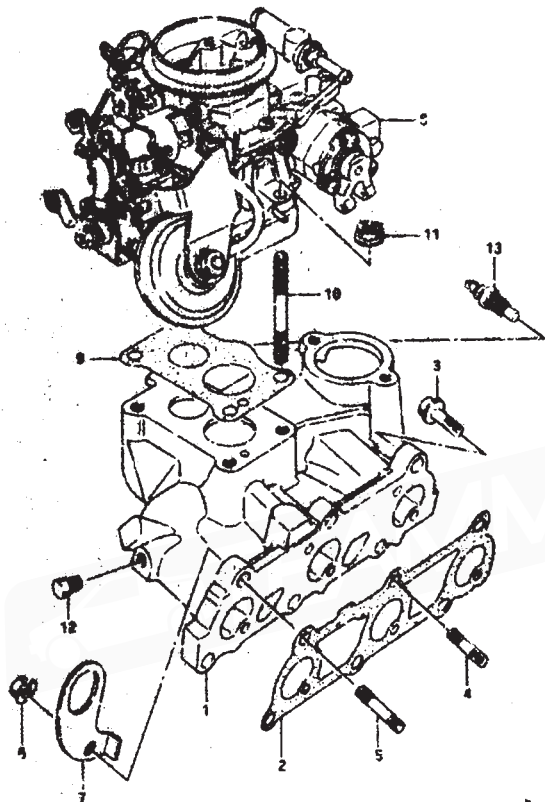
AIR CLEANER.....C-2	CRANKSHAFT.....B-8	GEAR SHIFT CONTROL.....E-3	OIL PUMP AND OIL PLY (AT).....D-14	WATER PUMP.....C-10
BT BUSH SET (AT).....C-5	CYLINDER BLOCK.....B-4	GEAR SHIFT FORK (MT).....D-6	AND INTL.....C-6	WATER PUMP.....C-7
BT BUSH SET (MT).....D-5	CYLINDER HEAD.....B-5	INTAKE MANIFOLD.....B-11	SELECTOR LEVER (AT).....E-5	
BT BRONZE SHAFT (AT).....B-13	DIFFERENTIAL GEAR.....E-2	LABEL.....C-13	TIMING BELT.....B-13	
BT BUSH AND SHAFT.....B-4	O-RING COVER.....C-11	PIPELIN.....C-4	TRANSMISSION (AT).....D-11	
BT BUSH.....B-12	O-RING SET.....B-2	OIL CASE (AT).....D-15	TRANSMISSION (MT).....D-9	
BT BUSH.....B-11	SEAL BEARING.....B-4	OIL PAN.....B-9	TRANSMISSION CASE (AT).....D-10	
BT BUSH.....B-10	SEAL.....C-3	OIL PUMP.....C-6	TRANSMISSION CASE (MT).....D-9	

FIG. 10



10

FIG. 10 (B-11) INTAKE MANIFOLD AND CARBURETOR



REF. NO.	PART NO.	DESCRIPTION	QTY	REMARKS
1-1	13110-14070	MANIFOLD, Intake	1	MT
1-2	13111-14170	MANIFOLD, Intake	1	AT
1	13119-14111	ORFSET, Intake manifold	1	
3	02117-08253	BOLT	2	
4	09103-08178	STUD BOLT	3	
5	04111-08253	STUD BOLT	1	
6	08116-14083	NUT	4	
7	11851-78111	HOOK, engine	1	
8-1	13200-81120	CARBURETOR ASSY	1	MT
8-2	13200-81160	CARBURETOR ASSY	1	AT
9	13125-78111	ORFSET, carburetor	1	
10	02107-08093	STUD BOLT	4	
11	08310-14083	NUT	4	
12	02346-04072	PLUG	1	
13	3-250-84300	WALVE, water temp	1	

55407 E24

35407 E24

AIR CLEANER.....C-2	CRANKSHAFT.....D-8	GEAR SHIFT CONTROL.....E-3	OIL PUMP AND OIL PAN (AT).....D-14	WATER HOSE.....D-10
AT ASSY (AT).....D-8	CYLINDER BLOCK.....D-4	GEAR SHIFT FORK (MT).....D-6	RADIATOR.....C-8	WATER PUMP.....C-7
AT GASKET SET (AT).....D-3	CYLINDER HEAD.....D-3	INTAKE MANIFOLD.....B-11	SELECTOR LEVER (AT).....E-9	
AT PARKING BRAKE (AT).....D-13	DIFFERENTIAL GEAR.....E-2	LABEL.....C-13	TIMING BELT.....D-10	
BAR SHIFT AND VALVE.....B-9	DRIFTER CONTROL.....C-11	MUFFLER.....C-4	TRANSMISSION (AT).....D-11	
CARBURETOR.....B-12	DRIVE BRACKET SET.....B-2	OIL HOSE (AT).....D-15	TRANSMISSION (MT).....D-8	
CLUTCH (MT).....B-2	ENGINE MOUNTING.....B-6	OIL PAN.....B-3	TRANSMISSION CASE (AT).....D-10	
CONTROL CABLE.....C-3	FUEL PUMP.....C-9	OIL PUMP.....C-8	TRANSMISSION CASE (MT).....D-8	

FIG. 11

B - 12

11

FIG. 11 (8-12) CARBURETOR (MT)

Q'TY

REMARKS

REF. NO.	PART NO.	DESCRIPTION	Q'TY	REMARKS
	13270-04120	CARBURETOR ASSY	1	
1	09492-42014	.JET, pilot	1	
2	13278-45010	.O RING	1	
3	13398-78110	.PLATE	1	
4	13397-81000	.SCREW	1	
5	09491-28016	.JET, main	1	
6	09492-30012	.JET, pilot	1	
7	13294-20010	.O RING	1	
8	13251-78100	.GASKET, float chamber	1	
9	13365-18000	.BALL	1	
10	13275-04000	.WEIGHT	1	
11	13063-04300	.GASKET	1	
12	13310-65710	.O RING	1	
13	13474-57010	.SPRING	1	
14	13491-79110	.DIAPHRAGM	1	
15	13631-04226	.SCREW	4	
16	13319-04100	.FLOAT	1	
17	13254-78110	.PIN, float	1	
18	13370-78110	.VALVE ASSY, needle	1	
19	13376-65010	.NET	1	
20-1	13351-04020	.SHIM (T:0.2)	AR	
20-2	13378-73000	.SHIM (T:0.3)	AR	
20-3	13378-84110	.SHIM (T:0.5)	AR	
20-4	13378-04100	.SHIM (T:0.7)	AR	
21	13373-30110	.PLATE	1	
22	02112-04106	.SCREW	1	
23	08321-21046	.LOCK WASHER	1	
24	09491-47004	.JET, main	1	
25	1301-05186	.SCREW	6	
26	22112-07306	.SCREW	1	
27	08321-21056	.LOCK WASHER	1	
28	13260-04300	.VALVE ASSY, solenoid	1	
29	13221-78120	.O RING	1	
30	02112-05126	.SCREW	1	
31	08321-21056	.LOCK WASHER	1	

E3907 E24

E3907 E24

AIR CLEANER.....C-2	CRANKSHAFT.....B-8	GEAR SHIFT CONTROL.....E-3	OIL PUMP AND OIL PAN (AT).....D-14	WATER HOSE.....C-10
AT AS39 (AT).....D-6	CYLINDER BLOCK.....B-4	GEAR SHIFT FORK (MT).....D-6	RADIATOR.....C-8	WATER PUMP.....C-7
AT GASKET SET (AT).....B-9	CYLINDER HEAD.....B-3	INTAKE MANIFOLD.....B-11	SELECTOR LEVER (AT).....E-5	
AT FRONT DRIVE (AT).....B-13	DIFFERENTIAL SEPR.....E-2	LABEL.....C-7	TIMING BELT.....B-10	
CLUTCH AND VALVE.....B-9	MISSION CONTROL.....D-11	MUFFLER.....C-4	INDUSTRIATION (AT).....D-11	
ENGINE.....B-15	ENGINE GASKET SET.....B-2	OIL HOSE (AT).....D-15	TRANSMISSION (MT).....D-3	
CLUTCH FORK.....D-2	ENGINE MOUNTING.....B-6	OIL PAN.....B-9	TRANSMISSION CASE (AT).....D-10	
COVER & GASKET.....D-3	FUEL PUMP.....C-3	OIL PUMP.....C-8	TRANSMISSION CASE (MT).....D-2	

FIG. 11

B - 13

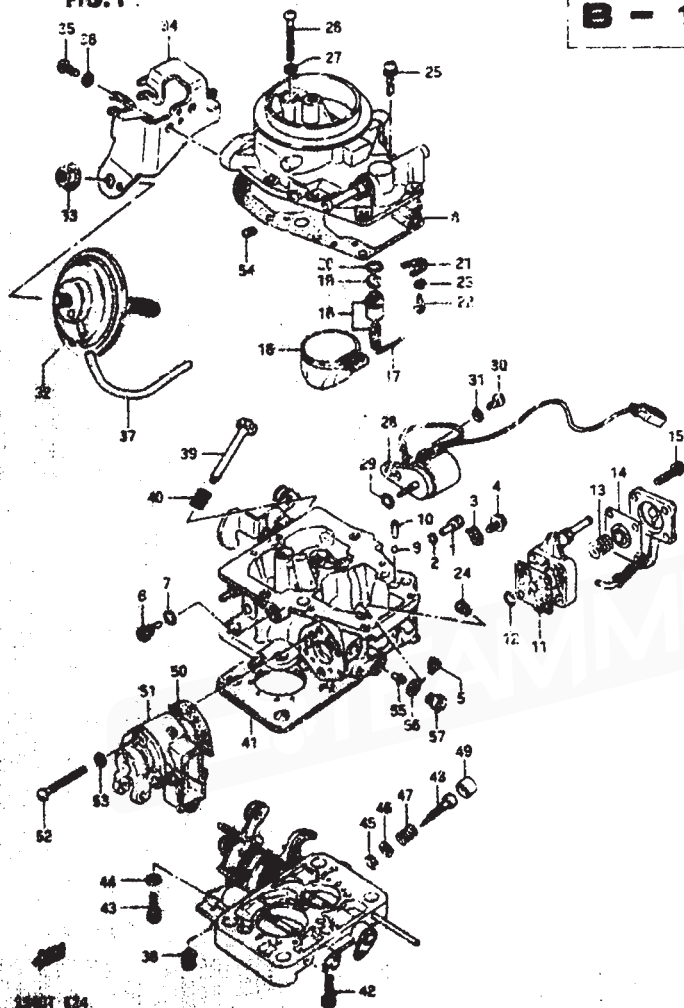
12

FIG. 11 (B-13) CARBURETOR (MT)

QTY

REMARKS

REF. NO.	PART NO.	DESCRIPTION	QTY	REMARKS
32	13330-84300	.CHAMBER ASSY, depression	1	
33	08316-26786	.NUT	1	
34	13281-84300	.BRACKET, chamber	1	
35	02112-05106	.SCREW	2	
36	06321-21056	.LOCK WASHER	2	
37	13685-78100	.HOSE	1	
38	13375-84300	.SCREW	1	
39	13267-78120	.SCREW	1	
40	13268-61000	.SPRING	1	
41	13361-84301	.PACKING	1	
42	13601-05226	.SCREW	1	
43	13248-78100	.SCREW	1	
44	13249-78100	.WASHER	1	
45	13433-79110	.PACKING	1	
46	13432-47080	.WASHER	1	
47	13271-93011	.SPRING	1	
48	13371-84300	.SCREW	1	
49	13699-77000	.CAP	1	
50	13362-84300	.CAPNET	1	
51	13255-84300	.VALVE ASSY	1	
52	02112-05356	.SCREW	3	
53	08321-21056	.LOCK WASHER	3	
54	09492-69005	.JET, enrichment	1	
55	09492-59010	.JET, enrichment	1	
56	13381-84300	.WASHER	1	
57	13374-84300	.SCREW	1	



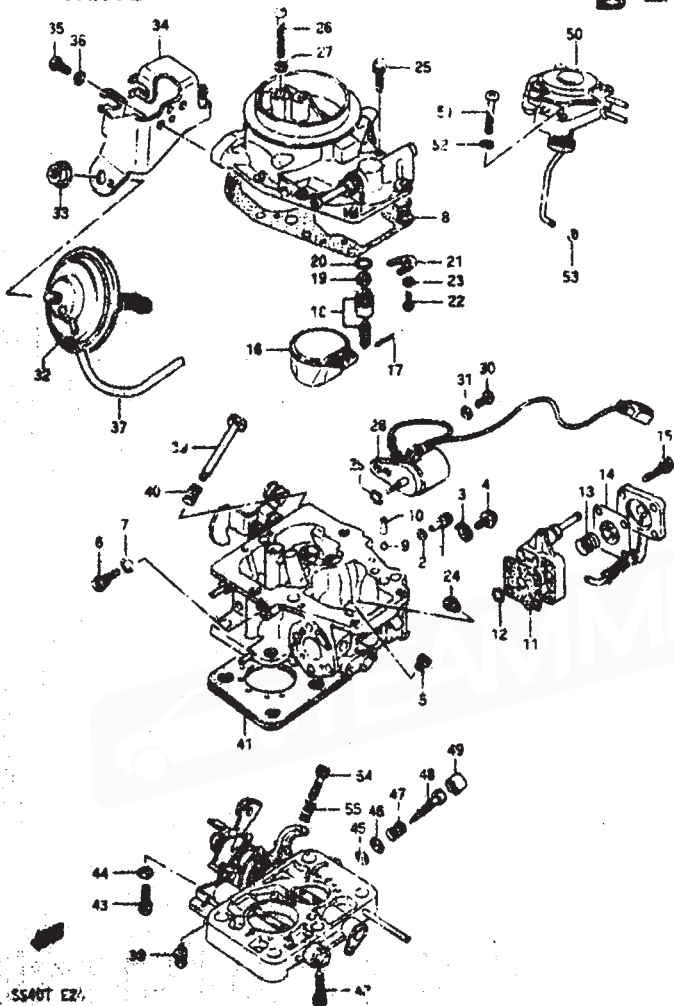
SSAOT E24

AIR CLEANER	D-2	CRANKSHAFT	B-8	GEAR SHIFT CONTROL	E-3	OIL PUMP AND OIL PAN (AT)	D-14	WATER HOSE	C-10
AT ASSY (AT)	D-8	CYLINDER BLOCK	B-4	GEAR SHIFT FORK (MT)	D-6	RADIATOR	C-6	WATER PUMP	C-7
AT GASKET SET (AT)	D-9	CYLINDER HEAD	B-3	INTAKE MANIFOLD	B-11	SELECTOR LEVER (AT)	E-5		
AT PACKING BRUSH (AT)	D-13	DIFFERENTIAL GEAR	E-2	LABEL	C-13	TIMING BELT	B-10		
GEAR SHIFT AND VALVE	D-9	DIFFERENTIAL CONTROL	C-11	MUFFLER	C-4	TRANSMISSION (AT)	D-11		
CRANK PISTON	D-12	INTAKE SPRING SET	D-2	OIL HOSE (AT)	D-15	TRANSMISSION (MT)	D-5		
CRANK SHFT	D-2	INTAKE MANIFOLD	B-3	OIL PAN	B-7	TRANSMISSION CASE (AT)	D-10		
CRANK SHAFT GEAR	D-3	PULV. PUMP	D-5	OIL PUMP	C-8	TRANSMISSION CASE (MT)	D-9		

FIG. 12

B-14 13

FIG. 12 (B-14) CARBURETOR (AT)



SS40T E2:

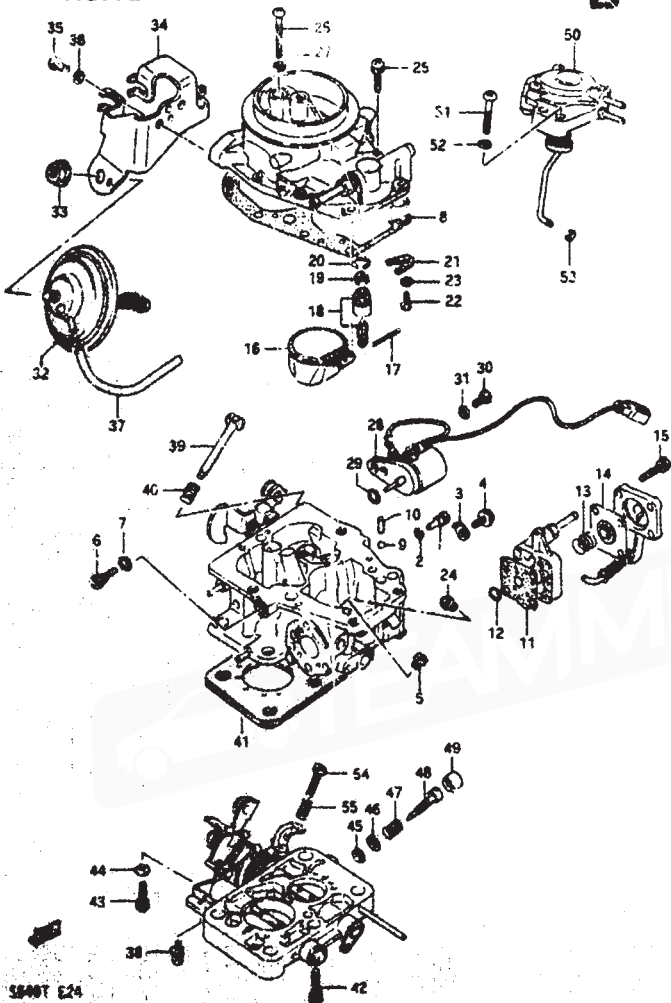
REF. NO.	PART NO.	DESCRIPTION	Q'TY	REMARKS
	13300-84160	CARBURETOR ASSY	1	
1	09492-42014	.JET, pilot	1	
2	13278-43010	.O RING	1	
3	13398-78110	.PLATE	1	
4	13397-81000	.SCREW	1	
5	09491-28016	.JET, main	1	
6	09492-30012	.JET, pilot	1	
7	13294-28080	.O RING	1	
8	13251-78100	.GASKET, float chamber	1	
9	13396-18000	.BALL	1	
10	13325-84000	.WEIGHT	1	
11	13360-84300	.GASKET	1	
12	13516-69710	.O RING	1	
13	13494-37010	.SPRING	1	
14	13491-79110	.DIAPHRAGM	1	
15	13601-04226	.SCREW	4	
16	13319-84100	.FLOAT	1	
17	13254-78110	.PIN, float	1	
18	13378-78110	.VALVE ASSY, needle	1	
19	13376-65010	.NET	1	
20-1	13361-84020	.SHIM (T10.2)	NR	
20-2	13378-73000	.SHIM (T10.3)	NR	
20-3	13378-84110	.SHIM (T10.5)	NR	
20-4	13378-84100	.SHIM (T10.7)	NR	
21	13373-39110	.FLARE	1	
22	02112-08106	.SCREW	1	
23	08321-21046	.LOCK WASHER	1	
24	09491-67006	.JET, main	1	
25	13601-05106	.SCREW	6	
26	02112-08306	.SCREW	1	
27	08321-21056	.LOCK WASHER	1	
28	13360-84300	.VALVE ASSY, solenoid	1	
29	13321-78100	.O RING	1	
30	02112-08126	.SCREW	1	
31	08321-21056	.LOCK WASHER	1	

SS40T E2A

AIR CLEANER.....C-2	CRANKSHAFT.....B-8	GEAR SHIFT CONTROL...E-3	OIL PUMP AND OIL PAN (AT).....D-18	WATER PUMP.....C-10
AT ASSY (AT).....D-8	CYLINDER BLOCK.....B-4	GEAR SHIFT FORK (MT).....D-6	RADIATOR.....C-8	WATER PUMP.....C-7
AT GASKET SET (AT).....D-9	CYLINDER HEAD.....B-3	INTAKE MANIFOLD.....B-11	SELECTOR LEVER (AT).....E-5	
AT PLYRING BRASS (AT).....D-13	DIFFERENTIAL GEAR.....E-7	LABEL.....C-13	TIMING BELT.....E-10	
CAM SHAFT AND VALVE.....B-9	EMISSION CONTROL.....C-11	MUFFLER.....C-4	TRANSMISSION (AT).....D-11	
CARBURETOR.....B-12	ENGINE GASKET SET.....B-2	OIL HOSE (AT).....D-15	TRANSMISSION (MT).....D-3	
CLAYTON UNIT.....D-2	ENGINE MOUNTING.....B-5	OIL PAN.....B-5	TRANSMISSION CASE (AT).....D-10	
CONTROL CABLE.....C-3	FUEL PUMP.....B-5	OIL PAN.....C-5	TRANSMISSION CASE (MT).....D-5	

FIG. 12

FIG. 12 (B-15) COMPRESSOR (AT)




REF. NO.	PART NO.	DESCRIPTION	QTY	REMARKS
32	13330-70300	.CHAMBER ASSY, depression	1	
33	08316-26066	.NUT	1	
34	13281-84300	.BRACKET, chamber	1	
35	02112-05106	.SCREW	2	
36	08321-21056	.LOCK WASHER	2	
37	13685-78100	.HOSE	1	
38	13175-84300	.SCREW	1	
39	13267-78120	.SCREW	1	
40	13269-81000	.SPRING	1	
41	13361-84301	.PACKING	1	
42	13601-05226	.SCREW	1	
43	13138-78100	.SCREW	1	
44	13249-78100	.WASHER	1	
45	13433-79110	.PACKING	1	
46	13432-47090	.WASHER	1	
47	13271-93011	.SPRING	1	
48	13371-84300	.SCREW	1	
49	13679-77000	.CAP	1	
50	13330-70320	.CHAMBER ASSY, depression	1	
51	02112-05206	.SCREW	2	
52	08321-21056	.LOCK WASHER	2	
53	13413-81300	.E RING	1	
54	13372-84300	.SCREW, adjust	1	
55	13271-93011	.SPRING	1	

SS40T E24

SS40T E24

AIR CLEANER.....C-2	CRANKSHAFT.....B-8	GEAR SHIFT CONTROL...E-3	OIL PUMP AND OIL PAN (AT).....D-14	WATER NOSE.....C-10
AT ASSY (AT).....D-8	CYLINDER BLOCK.....B-4	GEAR SHIFT FORK (MT).....D-5	RADIATOR.....C-8	WATER PUMP.....C-7
AT GASKET SET (AT).....D-9	CYLINDER HEAD.....B-3	INTAKE MANIFOLD.....B-11	SELECTOR LEVER (AT).....E-9	
AT PARKING BRAKE (AT).....D-13	DIFFERENTIAL GEAR.....E-2	LABEL.....C-13	TIMING BELT.....B-18	
CAM SHAFT AND VALVE.....B-9	MISSION CONTROL.....C-11	MUFFLER.....C-4	TRANSMISSION (AT).....D-11	
CARBURETOR.....B-12	ENGINE GASKET SET.....B-2	OIL NOSE (AT).....D-15	TRANSMISSION (MT).....D-3	
CLUTCH INT.....D-2	ENGINE MOUNTING.....B-6	OIL PAN.....B-5	TRANSMISSION CASE (AT).....D-10	
CONTROL CABLE.....C-3	FUEL PUMP.....C-5	OIL PUMP.....C-6	TRANSMISSION CASE (MT).....D-5	



AIR CLEANER.....	C-2	CRANKSHAFT.....	B-9	GEAR SHIFT CONTROL.....	E-3	OIL PUMP AND OIL PAN (AT).....	D-14	WATER HOSE.....	C-10
AT ASSY (AT).....	D-8	CYLINDER BLOCK.....	B-4	GEAR SHIFT FORK (MT).....	D-6	RADIATOR.....	C-8	WATER PUMP.....	C-7
AT GASKET SET (AT).....	D-9	CYLINDER HEAD.....	B-3	INTAKE MANIFOLD.....	B-11	SELECTOR LEVER (AT).....	E-5		
AT PARKING BRAKE (AT).....	D-15	DIFFERENTIAL REAR.....	E-2	LABEL.....	C-13	TIMING BELT.....	B-10		
CAM SHAFT AND VALVE.....	B-9	EMISSION CONTROL.....	C-11	MUFFLER.....	G-4	TRANSMISSION (AT).....	D-11		
CARBURETOR.....	B-12	ENGINE GASKET SET.....	B-2	OIL HOSE (AT).....	D-15	TRANSMISSION (MT).....	D-5		
CLUTCH (MT).....	D-2	ENGINE MOUNTING.....	P-6	OIL PAN.....	D-5	TRANSMISSION CASE (AT).....	D-10		
CONTROL CABLE.....	C-3	FUEL PUMP.....	C-5	OIL PUMP.....	C-6	TRANSMISSION CASE (MT).....	D-9		

BATTERY.....	F-6	FRONT BODY PANEL.....	I-2	FRONT SEAT.....	J-12	LOCK SET AND RATIO.....	F-13	REAR SUSPENSION.....	G-3	STEERING WHEEL.....	G-7
BRAKE MASTER CYLINDER.....	H-2	FRONT BUMPER.....	I-8	FRONT SUSPENSION.....	G-2	PARKING BRAKE.....	H-6	REAR WHEEL BRAKE.....	H-5	STRIP TAPE AND HUG FLAP.....	J-4
BRAKE PIPING.....	H-3	FRONT DOOR GLASS.....	J-9	FRONT WHEEL BRAKE.....	H-4	PEDAL.....	B-10	ROAD WHEEL AND TIRE.....	G-4	SWITCH.....	F-12
CAB HEATER.....	I-13	FRONT DOOR LOCK.....	J-9	FRONT WINDOW.....	J-6	REAR AXLE.....	G-8	SEAT BELT.....	J-15	VENTILATOR.....	I-12
COIL OVER PIPE.....	J-5	FRONT DOOR PANEL.....	J-7	FUEL TANK.....	J-10	REAR BODY PANEL.....	I-6	SHOCK BODY PANEL.....	I-7	WASHER.....	I-15
IGNITION.....	F-5	FRONT FENDER.....	I-3	GENERATOR.....	F-3	SPEEDOMETER.....	F-7	WIPER.....	F-14	WIPER.....	F-14
IGNITION SWITCH.....	J-2	FRONT HOOD PANEL.....	I-3	INSTRUMENT PANEL.....	I-11	REAR BUMPER.....	I-9	WIPER MOTOR.....	F-2	WIRING HARNESS.....	F-10
IGNITION WIRE.....	D-5	FRONT LAMP.....	I-5	INTERIOR TRIM.....	J-3	REAR GATE LOCK.....	I-11	WIPING LINK.....	G-8		
						REAR LAMP.....	F-9				

FIG. 13

C - 2

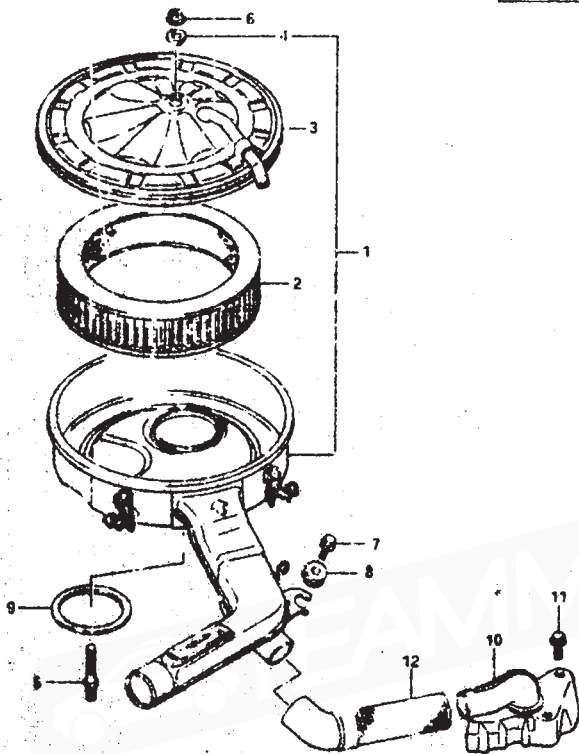
15

FIG. 13 (C- 2) AIR CLENER

Q'TY

REMARKS

REF. NO.	PART NO.	DESCRIPTION	Q'TY	REMARKS
1	13700-84300	CLENER ASSY, air	1	
2	13780-78100	.FILTER, air cleaner	1	
3	13770-84000	.CAP	1	
4	13878-73200	.GROMMET	1	
5	09108-06036	STUD BOLT	1	
6	08316-16063	NUT	1	
7	01517-06163	BOLT	1	
8	09320-06023	WASHER	1	
9	13879-81020	GASKET, air cleaner	1	
10	13830-84300	COVER, exhaust manifold	1	
11	01537-06103	BOLT	3	
12	13840-84300	HOSE, carb air	1	



15401 E2A

95401 E2A

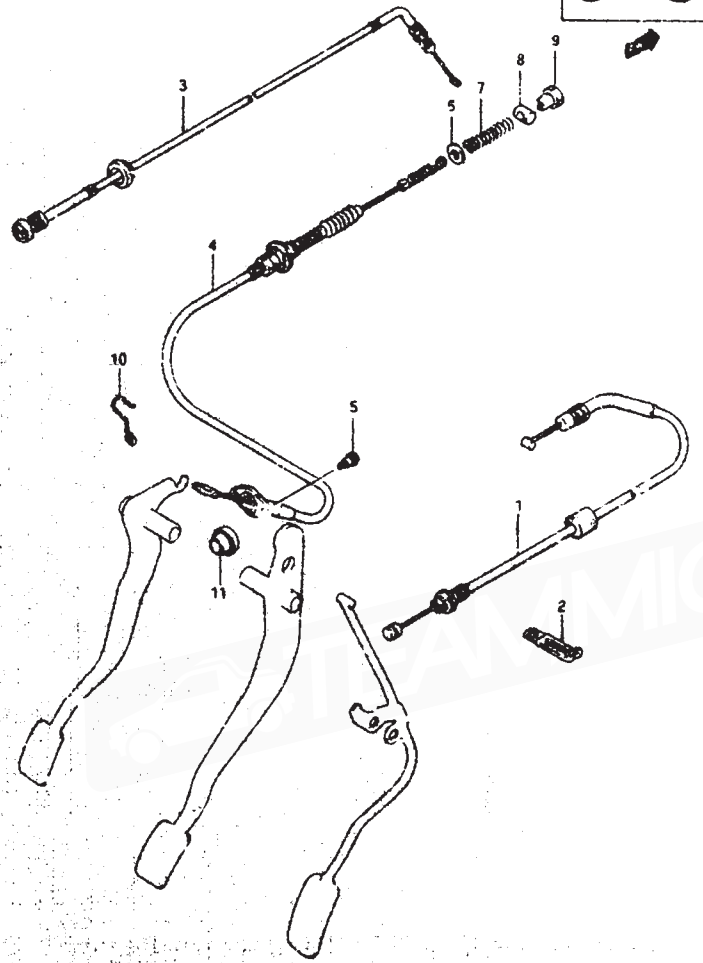
AIR CLENER.....C-2	CRANKSHAFT.....B-8	GEAR SHIFT CONTROL.....E-5	OIL PUMP AND OIL PAN (AT).....D-14	CARB HOSE.....C-10
AT ASSY (AT).....D-8	CYLINDER BLOCK.....B-4	GEAR SHIFT FORK (MT).....D-6	RADIATOR.....E-8	WATER PUMP.....C-7
AT GASKET SET (AT).....D-8	CYLINDER HEAD.....B-3	INTAKE MANIFOLD.....B-11	SELECTOR LEVER (AT).....E-9	
AT PARKING BRAKE (AT).....D-15	DIFFERENTIAL GEAR.....E-2	LABEL.....C-13	TIMING BELT.....B-10	
CARB SHUTTLE AND VALVE.....D-9	EXHAUST CONTROL.....C-11	MUFFLER.....C-4	TRANSMISSION (AT).....D-11	
CRANKCASE.....B-7	ENGINE GASKET SET.....D-2	OIL HOSE (AT).....D-13	TRANSMISSION (MT).....D-5	
CRANK PIN.....B-2	ENGINE MOUNTING.....D-6	OIL PAN.....B-5	TRANSMISSION CASE (AT).....D-10	
CRANK PIVOT.....B-2	PISTON.....B-3	OIL PUMP.....C-6	TRANSMISSION CASE (MT).....D-9	

FIG. 14

C - 3

1a

FIG. 14 (C- 3) CONTROL CABLE



REF. NO.	PART NO.	DESCRIPTION	Q'TY	REMARKS
1	15910-78401	CABLE ASSY, accel	1	
2	0940A-06413	CLAMP	1	
3	15930-78361	CABLE ASSY, choke	1	
4	23710-78112	CABLE ASSY, clutch	1	MT
5	09119-06051	BOLT	2	MT
6	08322-21063	WASHER	1	MT
7	09440-08025	SPRING	1	MT
8	09209-13007	PIN	1	MT
9	09130-06010	HAUT	1	MT
10	23915-78000	CLAMP, clutch cable	1	MT
11	09250-20002	CAP, clutch cable hole	1	MT

30N3T E2A

35A0T E2A

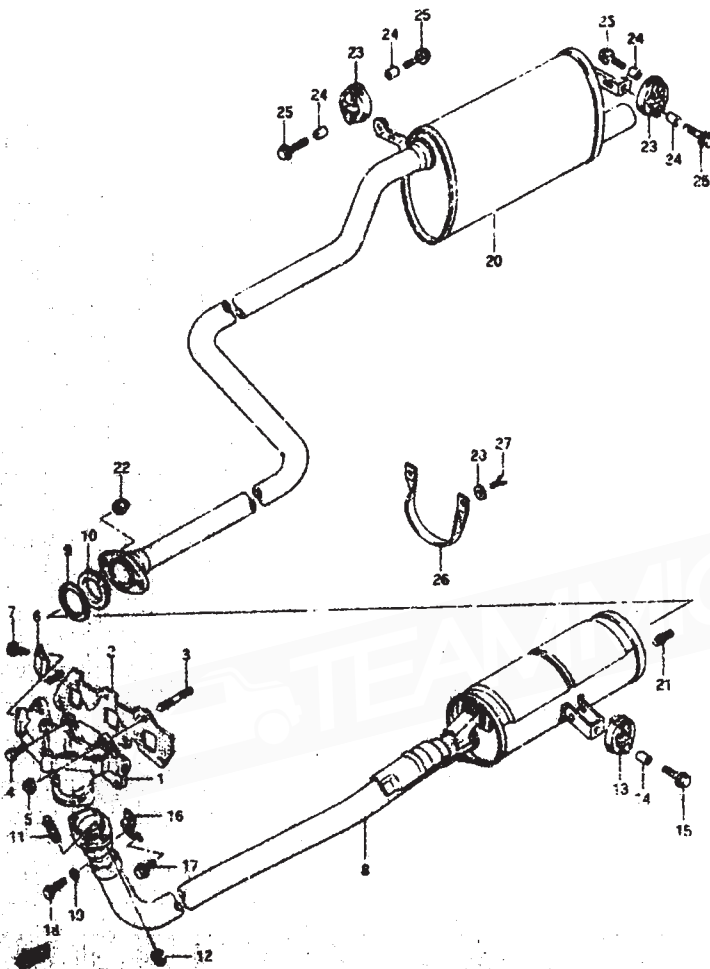
AIR CLEANER.....	C-2	CRANKSHAFT.....	B-8	GEAR SHIFT CONTROL.....	E-5	OIL PUMP AND OIL PAN (AT).....	D-14	WINTER HOSE.....	C-10
AIR ASSEMBLY (AT).....	D-8	CYLINDER BLOCK.....	B-4	GEAR SHIFT FORK (INT).....	D-6	RADIATOR.....	C-8	WINTER PUMP.....	C-7
AIR CARBURETOR (AT).....	D-9	CYLINDER HEAD.....	B-3	INTAKE MANIFOLD.....	B-11	SELECTOR LEVER (AT).....	E-5		
AIR FILTER (AT).....	D-13	DIFFERENTIAL CASE.....	B-2	LABEL.....	C-13	TIRING BELT.....	B-10		
ARM AND VALVE.....	B-9	DIFFERENTIAL CONTROL.....	C-11	MUFFLER.....	C-4	TRANSMISSION (AT).....	C-11		
ARMATURE.....	B-12	DRIVE SHAFT SET.....	D-2	OIL NOSE (AT).....	D-15	TRANSMISSION (RT).....	D-3		
ARMATURE.....	B-2	ENGINE MOUNTING.....	B-6	OIL PAN.....	B-5	TRANSMISSION CASE (AT).....	D-10		
ARMATURE.....	B-3	FUEL PUMP.....	C-5	OIL PUMP.....	D-6	TRANSMISSION CASE (INT).....	D-9		

FIG. 13

C-4

17

FIG. 15 (C-4) MUFFLER



QTY

REMARKS

REF. NO.	PART NO.	DESCRIPTION	QTY	REMARKS
1	14111-78350	MANIFOLD, exhaust	1	
2	14140-78100	GASKET, exhaust manifold	1	
3	01411-08253	STUD BOLT	2	
4	01107-08253	BOLT	4	
5	08310-11083	NUT	2	
6	14173-84071	COVER, generator	1	
7	01517-06106	BOLT	2	
8	14173-78363	PIPE, exhaust	1	
9	14143-78100	GASKET, exhaust	1	
10	14243-75000	RING, seal	1	
11	01411-10700	STUD BOLT	2	
12	09159-10017	NUT	2	
13	14241-78010	MOUNTING, muffler	2	
14	09100-08057	SPACER (8.2x12.5x23.5)	4	
15	01517-08353	BOLT	4	
16	14288-78301	BRACKET, exhaust center pipe	1	
17	01534-08123	BOLT	2	
18	01107-08303	BOLT	1	
19	08321-31083	LOCK WASHER	1	
20	14300-78753	MUFFLER	1	
21	09108-10042	STUD BOLT	2	
22	09159-10017	NUT	2	
23	14252-78010	MOUNTING, muffler	2	
24	09100-08057	SPACER (8.2x12.5x23.5)	4	
25	01517-08353	BOLT	4	
26	14283-78100	PROTECTOR, muffler	1	
27	09128-06011	SCREW (6x12)	2	
28	09140-06028	WASHER (4.5x1x1)	2	

SP40T CR4

SS40T E26

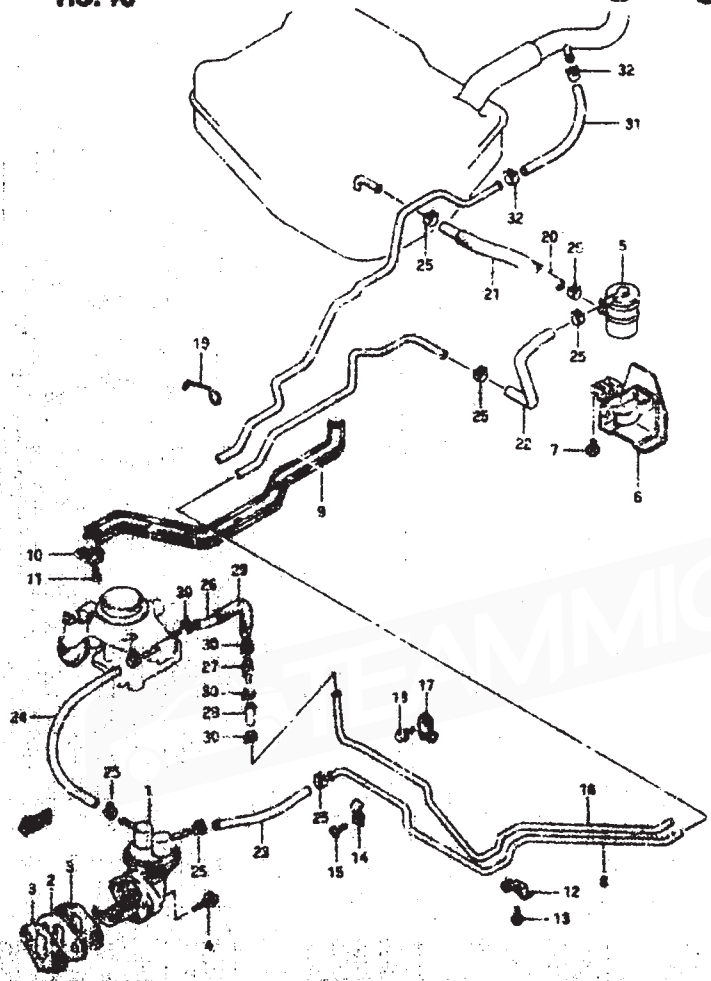
AIR CLEANER.....C-2	CRANKSHAFT.....D-8	GEAR SHIFT CONTROL.....E-3	OIL PUMP AND OIL PAN (AT).....D-14	WATER HOSE.....C-10
AX ASSEMBLY.....D-8	CYLINDER BLOCK.....B-4	GEAR SHIFT FORK (MT).....D-6	RADIATOR.....C-9	WATER PUMP.....C-7
AX BASKET SET (AT).....D-9	CYLINDER HEAD.....B-3	INTAKE MANIFOLD.....B-11	SELECTOR LEVER (AT).....E-9	
AX PARKING BRAKE (AT).....D-13	DIFFERENTIAL GEAR.....E-2	LABEL.....C-13	TIMING BELT.....E-18	
OPV SWIFT AND VALVE.....B-9	DRIVE SHAFT CONTROL.....C-11	MUFFLER.....U-4	TRANSMISSION (AT).....D-14	
CARBURETOR.....D-12	ENGINE GASKET SET.....V-2	OIL HOSE (AT).....D-15	TRANSMISSION (MT).....D-3	
CLUTCH (MT).....D-2	ENGINE MOUNTING.....B-6	OIL PAN.....B-5	TRANSMISSION CASE (AT).....D-14	
CUSTOMER CABLE.....C-3	FUEL PUMP.....C-5	OIL PUMP.....C-6	TRANSMISSION CASE (MT).....D-3	

FIG. 16

C-5

18

FIG. 16 (C-5) FUEL PUMP

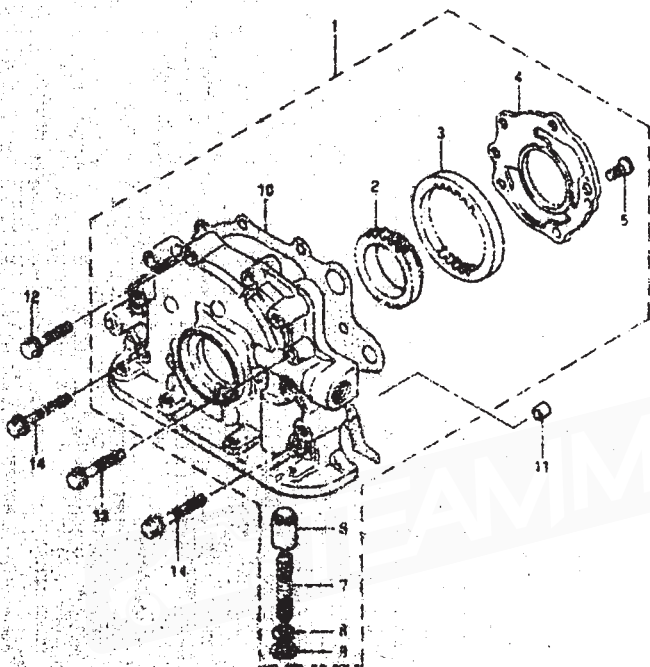


REF. NO.	PART NO.	DESCRIPTION	Q'TY	REMARKS
1	15100-73140	PUMP ASSY, Fuel	1	
2	15318-73000	INSULA DR	1	
3	15319-73001	GASKET, fuel pump	2	
4	01517-08393	BOLT	2	
5	15410-84300	FILTER, fuel	1	
6	15420-81011	BRACKET, fuel filter	1	
7	01517-04123	BOLT	2	
8	15810-81080	PIPE, fuel	1	
9	15670-79000	PROTECTOR, fuel pipe	1	
10	15819-78101	CLAMP	4	
11	01517-05106	BOLT	4	
12	15819-78000	CLAMP	1	
13	02112-06103	SCREW	4	
14	15819-81070	CLAMP, fuel pipe	1	
15	02142-06103	SCREW	1	
16	15860-78261	PIPE, fuel return	1	
17	15869-78101	CLAMP, fuel return pipe	1	
18	01517-06106	BOLT	1	
19	15881-81002	CLAMP, fuel hose	1	
20	09343-0571	HOSE, tank to filter	1	
21	09328-13014	PROTECTOR	1	
22	15851-81000	HOSE, filter to pipe	1	
23	09343-05342	HOSE, pipe to pump	1	
24	09343-05177	HOSE, pump to tank	1	
25	09402-11408	CLIP	6	
26	15862-78200	HOSE, OMS to valve	1	
27	15870-88000	VALVE, fuel return check	1	
28	09343-04077	HOSE, valve to pipe	1	
29	09328-13013	PROTECTOR	1	
30	09402-10404	CLIP	4	
31	09343-04067	HOSE, pipe to tank	1	1.1480-125
32	09402-07401	CLIP	2	

58487 624

58487 624

AIR CLEANER.....C-2	COMMERCIAL.....D-8	GEAR SHIFT OPTION.....E-5	OIL PUMP AND OIL PAN (AT).....D-14	WATER PUMP.....C-7
AIR FILTER (AT).....U-8	CYLINDER BLOCK.....19-4	GEAR SHIFT FORK (AT).....D-6	RADIATOR.....C-8	
AT DRIVEN SET LATS.....U-9	CYLINDER HEAD.....19-3	INTAKE MANIFOLD.....D-11	SELECTOR LEVER (AT).....E-5	
AT FUEL INJECTION (AT).....U-13	DIFFERENTIAL GEAR.....E-2	LOOSE.....D-13	TIMING BELT.....E-10	
AT VALVE AND FRAME.....U-14	DRIVE SHAFT.....C-11	MEASUREMENT.....D-12	WATER PUMP (AT).....D-11	
BEARING.....D-23	ENGINE COVER SET.....D-8	OIL HOSE (AT).....D-15	WATER PUMP (AT).....D-11	
BEARING.....D-23	ENGINE HOUSING.....D-8	OIL PAN.....D-15	WATER PUMP (AT).....D-11	
BEARING.....D-23	ENGINE HOUSING.....D-8	OIL PUMP.....D-15	WATER PUMP (AT).....D-11	
BEARING.....D-23	ENGINE HOUSING.....D-8	OIL PUMP.....D-15	WATER PUMP (AT).....D-11	

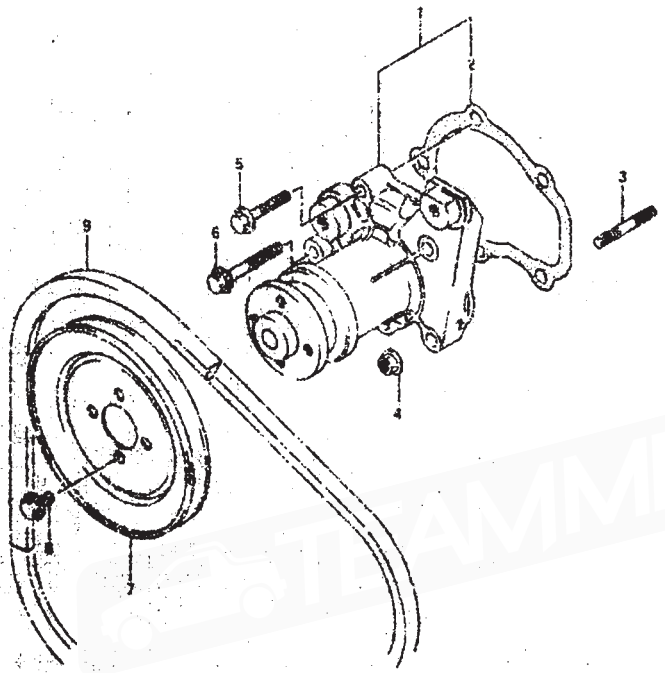


REF. NO.	PART NO.	DESCRIPTION	QTY	REMARKS
1	16100-84610	PUMP ASSY, oil	1	
2	16131-02000	GEAR, inner	1	
3	16132-72100	GEAR, outer	1	
4	16261-78103	PLATE, gear	1	
5	02122-06128	SCREW	5	
6	16131-78100	VALVE, relief	1	
7	16132-78100	SPRING, relief valve	1	
8	16133-78100	RETAINER, spring	1	
9	08331-41159	CIRCLIP	1	
10	16119-13001	GASKET, oil pump case	1	
11	08211-09109	FSM	1	
12	01517-06503	BOLT	1	
13	01517-06553	BOLT	5	
14	01537-06403	BOLT	2	

ISSUES 228

REF. NO.	PART NO.	DESCRIPTION	QTY	REMARKS
1	16100-84610	PUMP ASSY, oil	1	
2	16131-02000	GEAR, inner	1	
3	16132-72100	GEAR, outer	1	
4	16261-78103	PLATE, gear	1	
5	02122-06128	SCREW	5	
6	16131-78100	VALVE, relief	1	
7	16132-78100	SPRING, relief valve	1	
8	16133-78100	RETAINER, spring	1	
9	08331-41159	CIRCLIP	1	
10	16119-13001	GASKET, oil pump case	1	
11	08211-09109	FSM	1	
12	01517-06503	BOLT	1	
13	01517-06553	BOLT	5	
14	01537-06403	BOLT	2	

REF. NO.	PART NO.	DESCRIPTION	Q'TY	REMARKS
1	17803-78821	PUMP ASSY, water	1	
2	17431-73001	GASKET, water pump	1	
3	09108-06040	STUD BOLT	2	
4	08316-16063	NUT	2	
5	08517-08300	BOLT	2	
6	08537-08403	WASHER	1	
7	17511-78130	PULLEY, water pump	1	
8	08537-08103	BOLT	4	
9	17501-78000	BELT, water pump	1	



55073 534

5547 524

WATER PUMP	C-7	WATER PUMP	D-8	GEAR SHIFT CONTROL	E-3	OIL PUMP AND OIL PAN (ATT)	D-14	WHEEL HUBS	C-10
WATER PUMP GASKET	D-8	CYLINDER HEAD	D-4	GEAR SHIFT FORK (ATT)	D-8	RADIATOR	D-8	WATER PUMP	C-7
WATER PUMP STUD BOLT	D-8	WASHER	D-3	STRAP (ATT)	D-11	SELECTOR LEVER (ATT)	D-3		
WATER PUMP NUT	D-8	WASHER	D-3	STRAP BOLT	D-11	TIMING BELT	D-99		
WATER PUMP WASHER	D-8	WASHER	D-3	STRAP BOLT (ATT)	D-11				
WATER PUMP BOLT	D-8	WASHER	D-3	OIL PAN (ATT)	D-13				
WATER PUMP PULLEY	D-8	WASHER	D-3	OIL PAN	D-13				
WATER PUMP BOLT	D-8	WASHER	D-3	OIL PAN	D-13				
WATER PUMP BOLT	D-8	WASHER	D-3	OIL PAN	D-13				
WATER PUMP BOLT	D-8	WASHER	D-3	OIL PAN	D-13				
WATER PUMP BOLT	D-8	WASHER	D-3	OIL PAN	D-13				

FIG. 20

C - 9

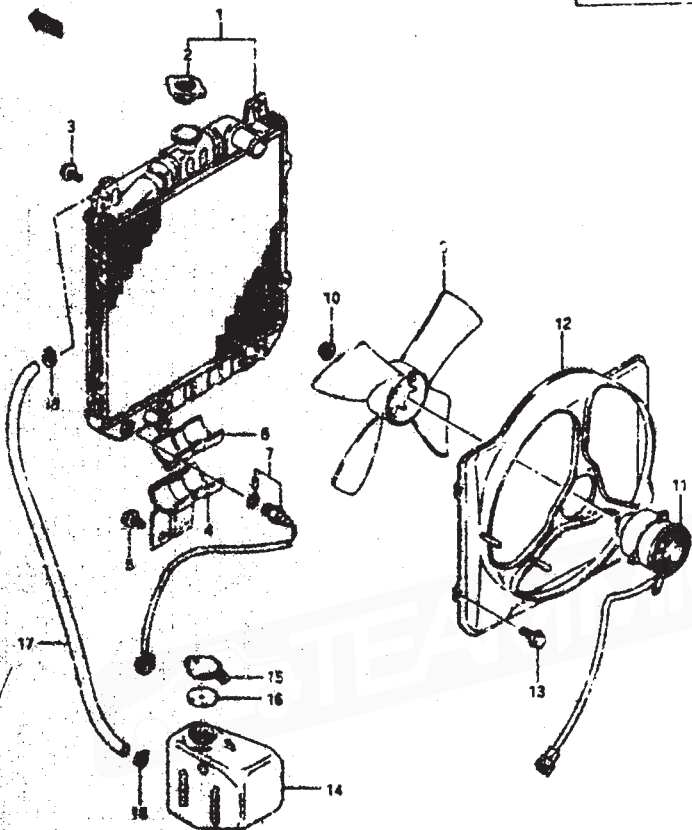
22

FIG. 20 (C-9) RADIATOR (AT)

Q'TY

REMARKS

REF. NO.	PART NO.	DESCRIPTION	Q'TY	REMARKS
1	17700-8403C	RADIATOR ASCV	1	
2	17920-78120	.CAP	1	
3	01537-06103	BOLT	2	
4	17810-81010	BRACKET, radiator support	1	
5	01537-06103	BOLT	2	
6	17812-78120	R, radiator support	1	
7	17680-84000	SWITCH, fan thermo	1	
8	0F280-14004	.O RING	1	
9	17111-84010	FAN, engine cooling	1	
10	08316-26093	NUT	1	
11	17120-84010	MOTOR, cooling fan	1	
12	17760-84010	SPROUD, fan	1	
13	01537-06103	BOLT	4	
14	17931-81501	TANK, water reservoir	1	
15	17932-11001	CAP, water reservoir tank	1	
16	1793-81000	RUBBER, water reservoir tank	1	
17	0F543-07011	HOSE, radiator to tank	1	L:1130-415
18	09407-11404	O.D.	2	



22007 224

S3407 624

AXIS BEARING	C-1	CRANKSHAFT	B-4	GEAR SHIFT CONTROL	E-3	OIL PUMP AND OIL PAN (AT)	D-14	WATER HOSE (C-10)
AT ADPLY	1-3	CYLINDER BLOCK	B-4	GEAR SHIFT FORK (AT)	D-6	RADIATOR	C-8	WATER PUMP (C-7)
AT SELECT KEY	B-3	CYLINDER HEAD	E-5	INTAKE MANIFOLD	B-11	SELECTOR LEVER (T)	E-9	
AT PUMP	B-3	DIFFERENTIAL GEAR	E-2	LABEL	C-13	THROTTLE BELT	B-10	
AT DRIVE AND SHAFT	B-3	MISSION CONTROL	C-14	SUPPLIER	C-4	TRANSMISSION (AT)	D-11	
AT DRIVE	B-3	ENGINE GASKET SET	B-2	OIL HOSE (AT)	D-15	TRANSMISSION (CT)	D-9	
AT DRIVE	B-3	ENGINE MANIFOLD	B-5	OIL PAN	B-2	TRANSMISSION CASE (AT)	B-10	
AT DRIVE	C-1	PISTON PUMP	C-9	OIL PUMP	C-5	TRANSMISSION CASE (HT)	T-3	

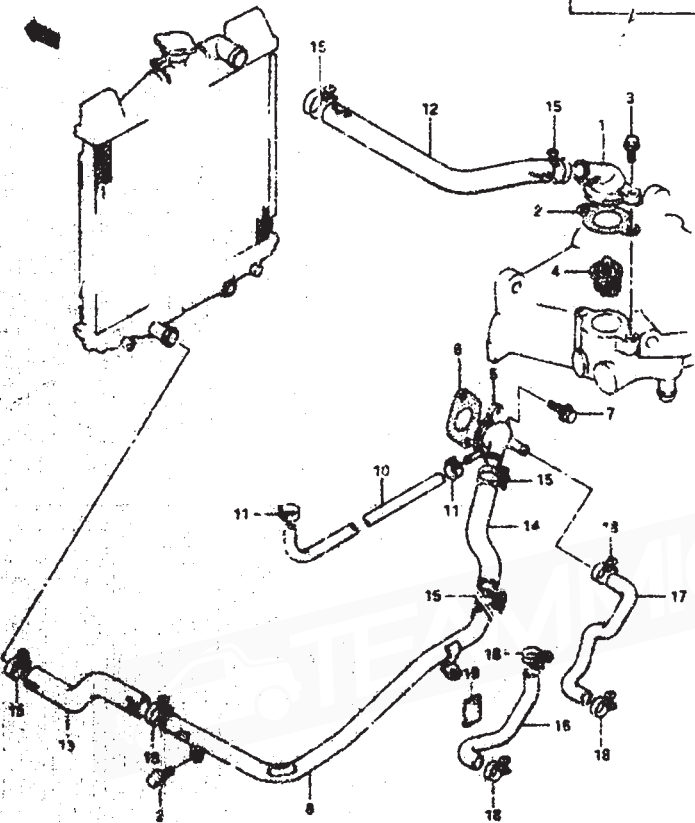
FIG. 21

C-10

FIG. 21 (C-10) WATER PUMP

QTY

REMARKS

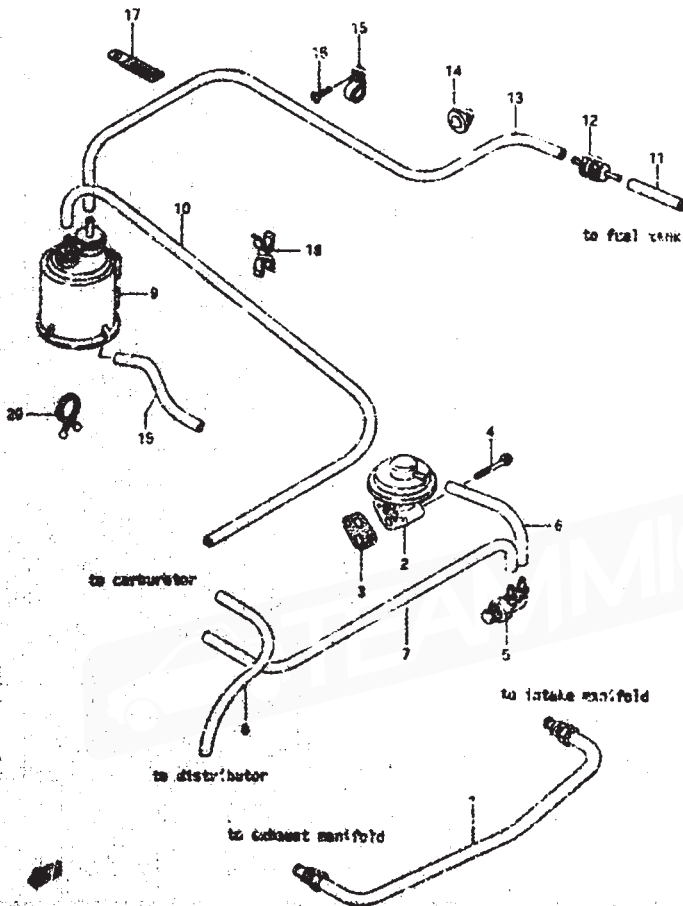


REF. NO.	PART NO.	DESCRIPTION	QTY	REMARKS
1	1794L-78100	CAP, water thermostat	1	
2	17969-78101	GASKET, water thermostat cap	1	
3	08517-08253	WOLT	2	
4	17670-82000	THERMOSTAT, water	1	
5	17551-78101	CAP, water inlet	1	
6	17959-73000	GASKET, water inlet pipe	1	
7	08517-08203	OXT	2	
8-1	17840-78100	PIPE, radiator outlet	1	NT
8-2	17840-78110	PIPE, radiator outlet	1	AT
9	08537-06105	BOLT	1	
10	09343-07011	HOSE, water bypass	1	L11J 30x180
11	0940L-11404	CLIP	2	
12	17852-78120	HOSE, radiator inlet	1	
13-1	17854-78101	HOSE, radiator outlet	1	NT
13-2	17854-78113	HOSE, radiator outlet	1	AT
14-1	17835-78100	HOSE, water inlet	1	NT
14-2	17835-78110	HOSE, water inlet	1	AT
15	09400-34311	CLAMP	6	
16	17871-78101	HOSE, heater inlet	1	
17	17872-78107	HOSE, heater outlet	1	
18	09400-22512	CLAMP	4	
19	17821-72100	PROTECTOR	1	

25407 238

25407 238

AIR CLEANER	C-2	CRANKSHAFT	B-8	GEAR SHIFT CONTROL	E-3	OIL PUMP AND OIL PAN (AT)	D-14	HEATER HOSE-C-10
AT ARMY SET	D-8	CYLINDER BLOCK	B-4	REAR SHIFR FORK (MT)	D-6	RADIATOR	C-8	WATER PUMP-C-7
AT GASKET SET 1537	D-9	CYLINDER HEAD	B-5	INTAKE AIRFOLD	B-11	SELECTOR LEVER (AT)	E-5	
AT PUMPING ARMOR CASE	B-13	DIFFERENTIAL LEAR	E-2	LABEL	C-13	TIMING BELT	B-10	
C/1 SHIFR AIR VALVE	B-9	EXHAUST PIPE	C-11	MUFFLER	D-4	TRANSMISSION (AT)	D-12	
COMPRESSOR	B-12	FRONT BEARING SET	B-2	OIL PAN (AT)	D-15	TRANSMISSION (MT)	D-11	
CLAMP SET	D-4	FRONT BEARING	B-4	OIL PAN	B-5	TRANSMISSION CASE (AT)	D-10	
CLAMP SET	E-8	FRONT END	C-8	OIL PUMP	C-4	TRANSMISSION CASE (MT)	D-5	



REF. NO.	PART NO.	DESCRIPTION	QTY	REMARKS
1	18530-84000	PIPE, EGR	1	
2	19111-81100	VALVE, EGR	1	
3	18529-78101	CRKSET, EGR valve	1	
4	01537-06453	BOLT	2	
5	18530-78101	VALVE ASSY, EGR	1	
6	09343-09079	HOSE, vacuum (#1, L1100)	1	
7	09343-09096	HOSE, vacuum (#6, L1170)	1	
8	09343-09100	HOSE, vacuum (#7, L1220)	1	
9	18560-74000	CANISTER	1	
10	09343-09084	HOSE, canister to carb	1	L1607
11	09343-09078	HOSE, tank to valve	1	L170
12	05451-75100	VALVE, 2 way crck	1	
13	09343-05290	HOSE, valve to canister	1	L1600
14	05426-79001	ORLNKST	1	
15	01537-14402	CLAMP	2	
16	03141-06123	SCREW	2	
17	09476-06413	CLAMP	1	
18	09600-70056	CLIP	1	
19	09343-07111	HOSE, air suction	1	
20	09406-00021	CLIP	1	

APR CL. EMBL.	C-2	GEARSHIFT CONTROL	E-5	OIL PUMP AND OIL PAN (AT)	O-18	WASHER HOSE (C-10)
NT ASSY (AT)	C-6	GEAR SHIFT PUMP (INT)	C-6	RADIATOR	O-6	WASHER PUMP (C-7)
AT CRKSET (AT)	D-2	INTAKE MANIFOLD	D-11	SELECTOR LEVER (AT)	E-5	
SV PUMP AND HOSE (AT)	D-12	LAP-1	D-13	TIRING BELT	D-28	
SV PUMP AND HOSE (AT)	D-13	GEARSHIFT CONTROL	D-11	TRANSMISSION (AT)	D-11	
GEARSHIFT CONTROL	D-11	GEARSHIFT CONTROL	D-11	TRANSMISSION (INT)	O-3	
GEARSHIFT CONTROL	D-11	GEARSHIFT CONTROL	D-11	TRANSMISSION CASE (AT)	O-10	
GEARSHIFT CONTROL	D-11	GEARSHIFT CONTROL	D-11	TRANSMISSION CASE (INT)	O-10	
GEARSHIFT CONTROL	D-11	GEARSHIFT CONTROL	D-11			

FIG. 23

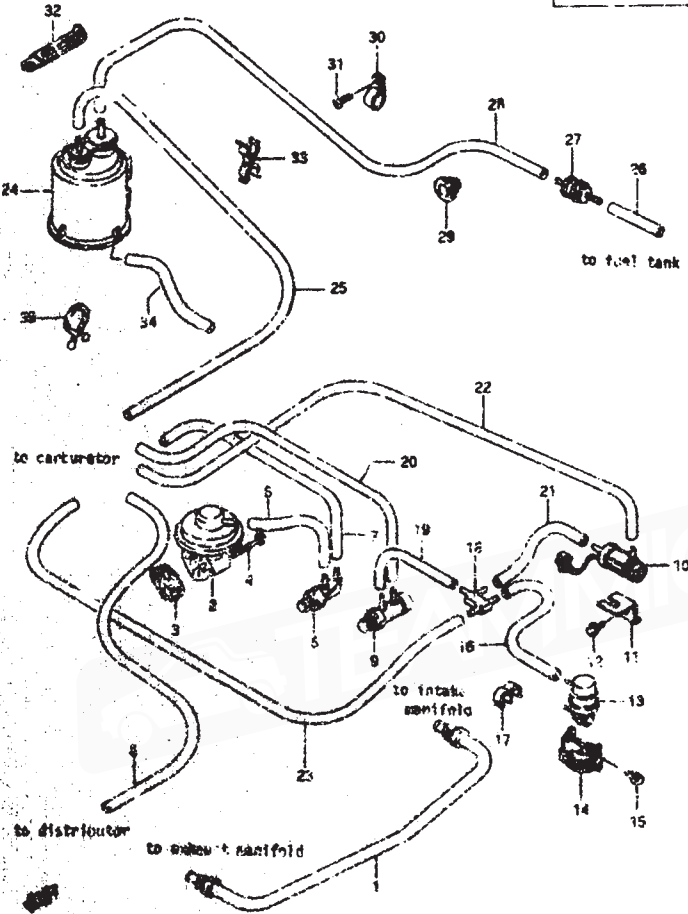
C - 12

25

FIG. 23 (C-12) EMISSION CONTROL (AT)

Q'TY

REMARKS



REF. NO.	PART NO.	DESCRIPTION	Q'TY	REMARKS
1	18190-84000	PIPE, EGR	1	
2	18111-81110	VALVE, EGR	1	
3	18929-78101	GASKET, EGR valve	1	
4	01537-06451	BOLT	2	
5	18190-78101	VALVE ASSY, BVS	1	
6	09343-03079	HOSE, vacuum (#7,L:1100)	1	
7	09343-03096	HOSE, vacuum (#8,L:1170)	1	
8	09343-03100	HOSE, vacuum (#7,L:1220)	1	
9	18340-78110	VALVE ASSY, TVS	1	
10	18160-78121	VALVE ASSY, 3 way solenoid	1	
11	18971-78110	BRACKET, VSV	1	
12	01537-06103	BOLT	1	
13	18570-78420	SWITCH, vacuum	1	
14	18946-78112	CLAMP, vacuum switch	1	
15	01537-06103	BOLT	1	
16	09343-03093	HOSE, vacuum (#8,L:1100)	1	
17	06-VG-30031	CLIP	1	
18	09167-04003	JOINT, 4 way	1	
19	09143-73000	HOSE, vacuum (#20,L:195)	1	
20	09343-11100	HOSE, vacuum (#7,L:1220)	1	
21	09343-03107	HOSE, vacuum (#2,L:150)	1	
22	09343-03079	HOSE, vacuum (#13,L:195)	1	
23	09343-03096	HOSE, vacuum (#8,L:1170)	1	
24	11960-78400	ORBITER	1	
25	09133-03084	HOSE, carburetor to CRP	1	L1800
26	09343-08278	HOSE, tank to valve	1	L190
27	08433-73100	VALVE, 2 way check	1	
28	09343-05190	HOSE, valve to radiator	1	L1400
29	05428-78001	ORBITER	1	
30	09405-14402	CLAMP	1	
31	03141-03123	SCREW	1	
32	09404-06413	CLAMP	1	
33	09408-00006	CLIP	1	
34	09343-07168	HOSE, air reaction	1	
35	09408-00021	CLIP	1	

SEMI 25

75107 824

AIR CLEANER.....C-2	CRANKSHAFT.....R-8	GEAR SHIFT CONTROL.....E-7	OIL PUMP AND OIL PAN (AT).....D-18	STEER HOSE.....C-11
AT ASSY (AT).....D-8	CYLINDER BLOCK.....B-4	GEAR SHIFT FORK (AT).....D-6	RADIATOR.....C-8	WATER PUMP.....C-7
AT VALVE SET (AT).....D-9	CYLINDER HEAD.....B-3	INTAKE MANIFOLD.....R-11	SELECTION LEVER (AT).....E-9	
TO AIR PUMP DRIVE (AT).....D-17	DIFFERENTIAL GEAR.....E-2	LABEL.....C-15	THROTTLE BELT.....B-10	
AIR FILTER.....B-9	EMISSION CONTROL.....C-11	MUFFLER.....C-4	TRANSMISSION (AT).....D-11	
CARBURETOR.....D-17	ENGINE BREKSET SET.....B-2	Q/E HOSE (AT).....B-14	TRANSMISSION (DRY).....D-5	
CLAMP.....D-1	ENGINE GASKET.....B-4	OIL PAN.....B-5	TRANSMISSION CASE (AT).....D-10	
CLAMP.....D-2	FUEL PUMP.....C-1	OIL PUMP.....B-6	TRANSFER HOSE (AT).....L-5	

FIG. 24



C - 13

FIG. 24 (C-13) LABEL

QTY

REMARKS


REF. NO.	PART NO.	DESCRIPTION	QTY	REMARKS
1	11462-83000	LABEL, information	1	
2	17951-79101	LABEL, engine cooling fan	1	
3	17959-80010	LABEL, cooling water caution	1	
4	H6932-73060	LABEL, fuel limitation	1	



APR CLEANER.....C-2	CRANKCASE.....D-8	GEAR SHIFT CONTROL.....E-3	OIL PUMP AND OIL PAN (AT).....D-14	WATER HOSE.....C-13
AT ASBY (AT).....D-7	CYLINDER BLOCK.....E-1	GEAR SHIFT FORK (INT).....D-6	RADIATOR.....C-8	WATER PUMP.....C-7
AT BRACKET SET (AT).....D-7	CYLINDER HEAD.....E-3	INTAKE MANIFOLD.....B-11	SELECTOR LEVER (AT).....E-9	
AT PARKING BRAKE (AT).....D-13	DIFFERENTIAL CASE.....C-1	LABEL.....C-13	TIRING BELT.....B-10	
CAM SHAFT AND VALVE.....D-9	MISSION CLASH.....C-1	METER.....C-4	TRANSMISSION (AT).....D-11	
CAMSHAFT.....D-9	SHRIMP GASKET SET.....D-2	OIL HOSE (AT).....D-15	TRANSMISSION (INT).....D-5	
CAUTION (AT).....D-2	SHRIMP GASKET.....D-2	TIE ROD.....B-5	TRANSMISSION CASE (AT).....D-10	
LAUNDRY DOUBLE.....C-9	FUEL PUMP.....D-8	OIL PUMP.....C-6	TRANSMISSION CASE (INT).....D-5	

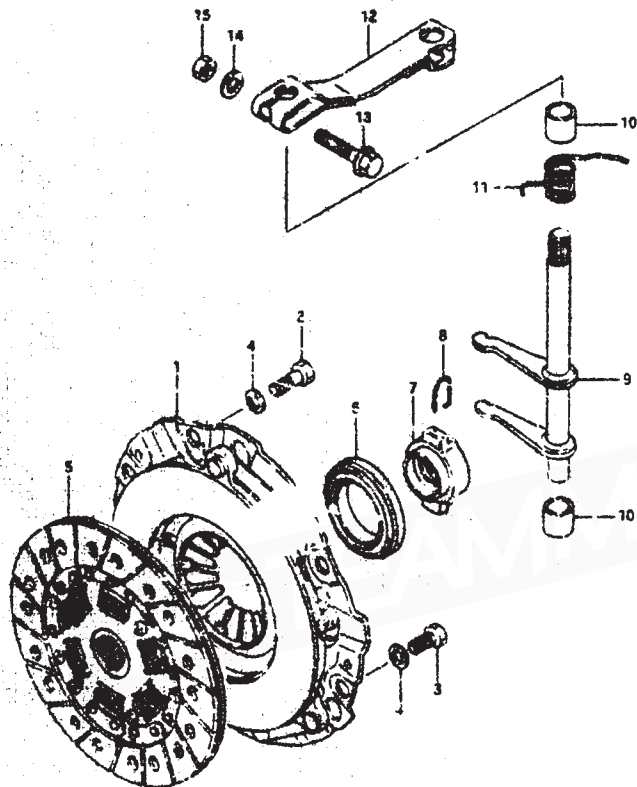
PART NO.	ADDRESS NO.	PART NO.	ADDRESS NO.	PART NO.	ADDRESS NO.	PART NO.	ADDRESS NO.	PART NO.	ADDRESS NO.	PART NO.	ADDRESS NO.
31191-79010	F-2	33261-73010	F-5	35601-81020	F-8	38101-81000	F-14	41727-78010	G-2	48119-79000-281	G-7
31220-84010	F-2	33267-73011	F-5	35602-81070	F-8	38102-81000	F-14	41761-78001	G-2	48121-79000-281	G-7
31221-78510	F-2	33268-72010	F-5	35605-81010	F-9	38274-81300	F-14	41209-78041	G-3	48123-79000-281	G-7
31234-79010	F-2	33310-73010	F-5	35604-81010	F-9	38310-81010	F-14	42111-78040	G-2	48124-79000	G-7
31235-78210	F-2	33321-78110	F-5	35612-81010	F-8	38319-75000	F-14	42250-78261	G-3	48126-79000	G-7
31244-78310	F-2	33324-79610	F-5	35650-81010	F-9	38370-81010	F-14	42310-78010	G-2	48127-79000	G-7
31246-78221	F-2	33341-76410	F-5	35651-81000	F-9	38400-86112	F-15	42331-78020	G-2	48132-79000	G-7
31281-79010	F-2	33410-84010	F-5	35653-81000	F-9	38450 75001	F-15	42441-78001	G-2	48210-81100	G-7
31311-79620	F-2	33531-84000	F-13	35658-81000	F-9	38480-81000	F-15	42451-78040	G-2	48220-81100	G-8
31312-79010	F-2	33533-81000	F-13	35670-81010	F-9	38490-81000	F-15	43110-73150	G-4	48291-81000	G-8
31313-79010	F-2	33610-71520	F-6	35671-81000	F-9	38491-32000	F-15	43130-75150	G-4	48310-78300	G-7
31320-79620	F-2	33613-78000	F-6	35910-80001	F-9	38496-58110	F-15	43210-82040-18J	G-4	48381-51040	G-7
31371-78510	F-2	33640-78000	F-6	36210-78012	F-8	38590-78010	F-12	43221-78130	G-4	48411-81130-281	G-7
31372-79010	F-2	33700-81070	F-5	36212-78001	F-8	38610-78304	F-12	43227-78130	G-4	48419-5000	G-7
31400-80510	F-3	33710-78110	F-5	36411-78040	F-8	38310-78102	F-12	43223-78130	G-4	48421-81000-281	G-7
31314-80510	F-3	33730-81070	F-5	36412-78040	F-8	38837-79500	F-15	43224-78130	G-4	48451-78000	G-8
31316-82610	F-3	33740-81070	F-5	36413-78041	F-8	39100-81120	F-13	43225-78130	G-4	48311-78002	G-8
31317-82310	F-3	33750-81070	F-5	36430-78040	F-8	39191-81000	F-13	43226-78130	G-4	48521-78001	G-8
31380-85310	F-3	33810-84000	F-6	36435-81030	F-5	39250-78300	F-13	43227-78130	G-4	48573-78001	G-8
31382-82610	F-3	33850-78062	F-6	36610-81170	F-10	39312-81000	F-11	43231-78130	G-4	48528-78200	G-9
31389-82610	F-3	33850-81000	F-6	36610-81180	F-10	39400-83810	F-12	43232-78130	G-4	48531-78002	G-8
31388-82610	F-3	33880-85000	F-5	36620-81071	F-10	39471-73001	F-12	43237-78130	G-4	48534-78000	G-8
31387-82610	F-3	33872-81010	F-5	36630-81021	F-10			43234-78130	G-4	48535-78000	G-8
31411-85310	F-3	33882-81071	F-5	36630-81071	F-10			43235-78130	G-4	48536-78000	G-8
31412-82610	F-3	34100-81130	F-7	36640-81000	F-10			43236-78130	G-4	48540-78000	G-8
32413-82610	F-3	34100-81140	F-7	36650-81020	F-10			43237-78130	G-4	48551-78030	G-8
31414-85310	F-3	34111-79060	F-7	36717-80021	F-10			43238-78130	G-4	48561-78000	G-8
31415-82610	F-3	34112-79010	F-7	36718-80000	F-6			43259-78130	G-4	48562-78000	G-8
31416-82010	F-3	34120-81130	F-7	36719-81000	F-10			43241-79000	G-4	48570-78001	G-8
31421-85310	F-3	34120-81140	F-7	36810-81100	F-11			43250-78200	G-4	48810-78000	G-9
31622-82610	F-3	34151-79000	F-7	36820-86000	F-11	41111-78220	G-2	43421-78102	G-5	48819-82000	G-9
31681-82610	F-3	34152-79400	F-7	36840-82010	F-11	41211-78000	G-2	43511-78002	G-6	48830-78001	G-9
31683-82110	F-3	34173-64010	F-7	36919-84000	F-10	41231-78001	G-2	44101-78013	G-3	48841-78000	G-9
31684-82610	F-3	34320-78000	F-7	36930-82000	F-10	41310-79222	G-3	44102-78013	G-3	49410-78101	G-10
31710-82610	F-3	34620-79021	F-7		F-12	41331-78020	G-3	44115-78012	G-3	49511-78101	G-11
31775-82110	F-3	34810-81011	J-10	37110-82000	F-13	41411-78000	G-3	44116-78012	G-3	49471-73000	G-10
31792-82610	F-3	34825-67020	J-10	37145-78010	F-13	41430-78000	G-3	44117-78513	G-3	49510-78121	G-11
31800-85310	F-3	34850-84000	G-11	37400-81221	F-12	41440-78000	G-3	44118-78012	G-3	49510-78121	G-11
31808-78510	F-3	34910-78002	F-7	37410-78002	G-5	41461-78001	G-3	44119-78513	G-3	49511-78140	G-10
31812-75310	F-3	35121-81010	F-8	37720-78101	G-4	41462-79000	G-3	45111-78401	G-2	49521-78120	G-11
31840-74910	F-3	35121-81010	F-8	37740-68010	F-12	41463-82000	G-3	45151-78401	G-2	49610-78000	G-10
31841-52910	F-3	35136-31010	F-8	37820-82001	G-4	41600-78410	G-2	45200-78002	G-2	49610-78220	G-11
31842-73010	F-3	35137-81010	F-8	37870-81000	F-12	41681-58010	G-3	45723-82000	G-2	49710-81000	G-10
31843-76310	F-3	35139-67020	F-8	37940-79000	F-12	41710-78052	G-2	46510-8402	G-6	49710-81100	G-11
31844-78410	F-3	35154-67020	F-8	37980-78100	F-12	41712-78070	G-2	48100-79000-281	G-7	49720-78001	G-10

40000



AIR CLEANER.....D-2	CRANKSHAFT.....D-8	GEAR SHIFT CONTROL.....C-5	OIL PUMP AND OIL PAN (AT).....D-14	WATER HOSE.....C-10
AT ASSY (AT).....D-8	CYLINDER BLOCK.....B-4	GEAR SHIFT FORK (MT).....D-6	RADIATOR.....C-8	WATER PUMP.....C-7
AT GASKET SET (AT).....D-9	CYLINDER HEAD.....B-1	INTAKE MANIFOLD.....B-11	SELECTOR LEVER (AT).....E-5	
AT PARKING BRAKE (AT).....D-13	DIFFERENTIAL GEAR.....E-2	LABEL.....C-15	TIMING BELT.....B-10	
CAM SHAFT AND VALVE.....B-9	EMISSION CONTROL.....C-11	MUFFLER.....C-4	TRANSMISSION (AT).....D-11	
CARBURETOR.....B-12	ENGINE GASKET SET.....B-2	OIL HOSE (AT).....D-15	TRANSMISSION (MT).....C-3	
CLUTCH (MT).....D-2	ENGINE MOUNTING.....B-6	OIL PAN.....F-5	TRANSMISSION CASE (AT).....D-10	
CONTROL CABLE.....C-3	FUEL PUMP.....C-5	OIL PUMP.....C-1	TRANSMISSION CASE (MT).....D-5	

BATTERY.....F-6	FRONT BODY PANEL.....I-2	FRONT SEAT.....J-12	LOCK SET AND RADIO.....F-11	REAR SUSPENSION.....G-3	STEERING WHEEL.....G-7
BRAKE MASTER CYLINDER.....H-2	FRONT BUMPER.....I-8	FRONT SUSPENSION.....G-2	PARKING BRAKE.....H-6	REAR WHEEL BRAKE.....H-5	STRIPES TAPE AND MUD FLAP.....J-4
BRAKE PIPING.....H-3	FRONT DOOR GLASS.....J-8	FRONT WHEEL BRAKE.....H-4	PEDAL.....G-10	ROAD WHEEL AND TIRE.....G-4	SWITCH.....F-12
COR HEATER.....I-13	FRONT DOOR LOCK.....J-9	FRONT WINDOW.....J-6	REAR AXLE.....G-8	SEAT BELT.....J-13	VENTILATOR.....F-12
DECK RAIL PIPE.....J-5	FRONT DOOR PANEL.....J-7	FUEL TANK.....J-10	REAR BODY PANEL.....I-6	SIDE BODY PANEL.....I-7	WASHER.....F-14
DISTRIBUTOR.....F-5	FRONT FENDER.....I-5	GENERATOR.....F-3	REAR BUMPER.....I-9	SPEEDOMETER.....F-7	WIPER.....F-14
FLOOR MAT.....J-2	FRONT HOOD PANEL.....I-3	INSTRUMENT PANEL.....I-11	REAR GATE LOCK.....I-10	STARTING MOTOR.....F-2	WIRING HARNESS.....F-10
FRONT AXLE.....G-5	FRONT LAMP.....F-6	INTERIOR TRIM.....J-3	REAR LAMP.....F-5	STEERING LINK.....G-8	



REF. NO.	PART NO.	DESCRIPTION	Q'TY	REMARKS
1	22100-78014	COVER ASSY, clutch	1	
2	0P111-08035	BOLT	2	
3	01:07-08163	BOLT	4	
4	0B521-21083	LOCK WASHER	6	
5	22400-84016	DISC, clutch	1	
6	0P269-35003	BEARING, release	1	
7	73161-98001	RETAINER, release bearing	1	
8	0P448-13009	SPRING	2	
9	23040-74002	SHAFT, clutch release	1	
10	0P700-12011	WASH	2	
11	0P448-18001	SPRING	1	
12	23266-78400	ARM, clutch release	1	
13	01317-08353	BOLT	1	
14	0B322-11083	WASHER	1	
15	0B310-11083	NUT	1	

AIR CLEANER.....	C-2	CRANKSHAFT.....	B-9	GEAR SHIFT CONTROL.....	E-3	OIL PUMP AND OIL PAN (AT).....	D-14	WRITEP HOSE.....	C-10
AT ASSY (AT).....	D-6	CYLINDER BLOCK.....	B-4	GEAR SHIFT FORK (MT).....	D-6	RADIATOR.....	C-9	WATER PUMP.....	C-7
AT BASKET SET (AT).....	B-4	CYLINDER HEAD.....	B-3	INTAKE MANIFOLD.....	B-11	SELECTOR LEVER (AT).....	E-3		
AT PARKING BRAKE (MT).....	B-13	DIFFERENTIAL GEAR.....	S-2	LABEL.....	C-13	TIMING BELT.....	E-30		
CLUTCH SHIFTER AND SHAFT.....	B-9	DRIVE SHAFT.....	C-13	RECYCLER.....	C-4	TRANSMISSION (AT).....	D-11		
CONDENSATOR.....	D-12	ENGINE MOUNTING.....	B-6	OIL HOSE (AT).....	D-15	TRANSMISSION (MT).....	D-3		
CLUTCH (MT).....	D-2	PISTON.....	B-6	OIL PAN.....	B-5	TRANSMISSION CASE (AT).....	D-16		
CONTROL CABLE.....	C-3	PISTON RINGS.....	D-5	OIL PUMP.....	D-6	TRANSMISSION CASE (MT).....	D-9		

FIG. 26

D - 3

FIG. 26 (D-3) TRANSMISSION (MT)

Q'TY

REMARKS

REF. NO.	PART NO.	DESCRIPTION	Q'TY	REMARKS
1	24110-84100	SHAFT, input	1	MT:12/11/18/24/30
2	04133-43047	BEARING, RN	1	
3	09217-20004	SEAL, OIL	1	
4	04133-43047	BEARING, LH	1	
5	09390-47006	C RING	1	
6	09241-47002	PLUG, LH bearing	1	
7	24131-84160	SHAFT, counter	1	MT:17
8	09263-30010	BEARING, RN	1	
9	09390-50002	C RING	1	
10	09241-50002	PLUG, RH bearing	1	
11	04133-43040	BEARING, LH	1	
12	09390-52003	C RING	1	
13	09139-14004	NUT	1	
14	09241-54002	PLUG, LH bearing	1	
15	24111-84700	GEAR, counter shaft 1ST	1	MT:13
16	09461-09009	ROLLER	1	
17	09166-20000	WASHER	1	
18	04111-04003	BALL	1	
19	09700-20724	SPACER	1	
20	09263-23007	BEARING	1	
21	24321-84300	GEAR, counter shaft 2ND	1	MT:30
22	24331-78140	GEAR, counter shaft 3RD	1	MT:33
23	09315-24000	SPACER	2	
24	09263-30009	BEARING	2	
25	09167-24002	WASHER	2	
26	09167-24004	WASHER	1	
27	09447-48001	SPRING	1	
28	24341-75049	GEAR, counter shaft 4TH	1	MT:28
29	09263-25003	BEARING	1	
30	09166-25003	WASHER	1	

SS40T E24

SS40T E24

AIR CLEANER.....C-2	CLUTCH PUMP.....D-0	GEAR SHIFT CONTROL.....E-3	OIL PUMP AND OIL PAN (AT).....J-14	DRIVER SEAT.....C-10
AT BODY (AT).....D-9	CYLINDER BLOCK.....D-4	GEAR SHIFT FORK (MT).....D-5	RADIATOR.....C-8	WATER PUMP.....C-7
AT COVER SET (AT).....D-9	CYLINDER HEAD.....D-3	INTAKE MANIFOLD.....B-11	SELECTOR LEVER (AT).....E-9	
AT PARKING BRAKE (AT).....D-11	DIFFERENTIAL GEAR.....E-2	LABEL.....C-13	TIMING BEAT.....B-16	
TRANSMISSION SHAFT (AT).....D-9	SP. BEARING (AT).....E-11	MUFFLER.....C-4	TRANSMISSION (AT).....D-11	
CLUTCH PUMP.....D-0	ENGINE GASKET SET.....E-4	WALL HOSE (AT).....B-19	TRANSMISSION (MT).....D-3	
CLUTCH PUMP.....D-0	ENGINE HOUSING.....D-9	OIL PAN.....D-5	TRANSMISSION CASE (AT).....D-10	
CLUTCH PUMP.....D-0	FUEL PUMP.....E-3	OIL PUMP.....C-6	TRANSMISSION CASE (MT).....D-3	

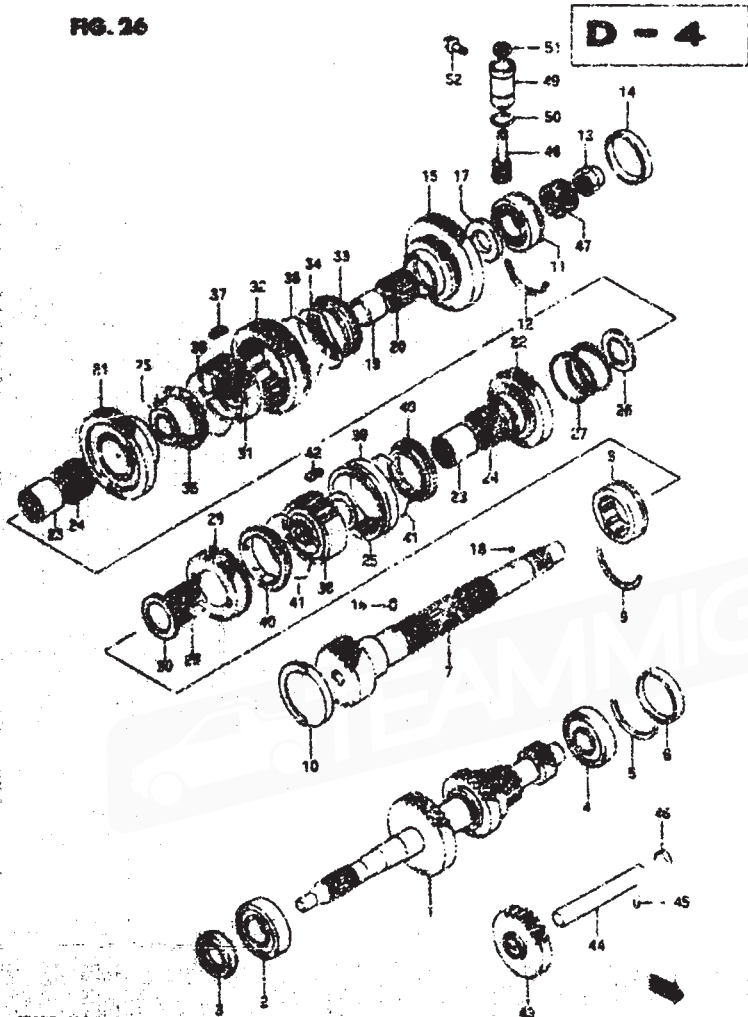
FIG. 26

D - 4

FIG. 26 (D-4) (PROMISSON (MT))

MT

REF. NO.	PART NO.	DESCRIPTION	QTY	REMARKS
31	24411-64300	HUB, low speed synchroizer	1	
32	24421-64301	SLAVE, low speed synchroizer	1	
33	24431-64340	RING, low gear	1	
34	24436-64300	SLIDING, low	1	
35	24431-62040	RING, 2ND gear	1	
36	09308-00018	SPRING	2	
37	09422-03011	KEY	3	
38	24412-76001	HUB, high speed synchroizer	1	
39	24432-60001	SLAVE, high speed SYNC	1	
40	24431-74031	RING, high speed	2	
41	09308-00007	SPRING	2	
42	09422-03011	KEY	3	
43	24506-64300	GEAR, reverse idler	1	MT:22
44	24501-74001	SHAFT, reverse gear	1	
45	09202-00018	PIN	1	
46	09201-14001	WASHER	1	
47	24121-76000	GEAR, synchronous drive	1	MT:3
48	24131-76162	GEAR, synchronous drive	1	MT:16
49	24431-74000	GEAR, synchronous gear	1	
50	09202-19002	O RING	1	
51	09202-09002	SEAL, OIL	1	
52	09130-08032	WASHER	1	



ISSUE E24

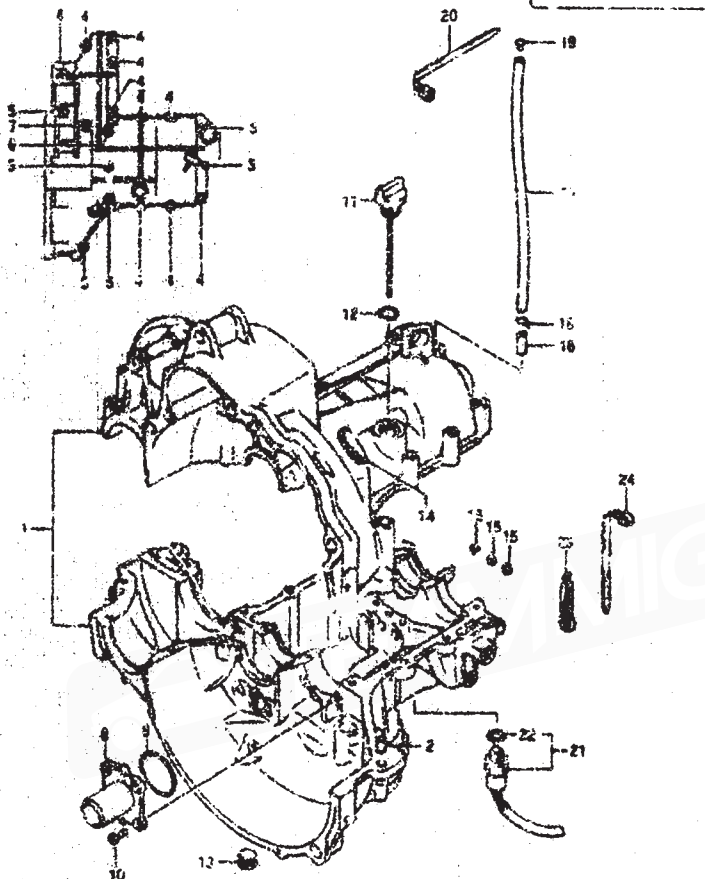
ISSUE E24

AIR CLEANER.....C-2	CRANKSHAFT.....B-8	GEAR SHIFT CONTROL.....E-5	OIL PUMP AND OIL PAN (KIT).....D-14	WATER HOSE.....C-19
AT BODY (KIT).....A-1	CYLINDER BLOCK.....B-4	GEAR SHIFT FORW (KIT).....D-6	RADIATOR.....C-8	WATER PUMP.....C-7
AT FRONT SET (KIT).....A-1	CYLINDER HEAD.....B-3	INTAKE MANIFOLD.....B-11	SELECTOR LEVER (KIT).....E-3	
AT PARKING BRAKE (KIT).....D-13	DIFFERENTIAL GEAR.....E-2	LAMP.....C-13	SHOCK BELT.....B-10	
CRV SHAFT AND VALVE.....B-9	MISSION CONTROL.....C-1	PURFLER.....C-4	TRANSMISSION (KIT).....D-11	
CONDUCTOR.....B-12	ENGINE GASKET S.....B-5	OIL PAN (KIT).....D-15	TRANSMISSION (KIT).....D-3	
CLUTCH KIT.....B-2	GRASS COVER.....B-4	OIL PAN.....B-5	TRANSMISSION CRSE (KIT).....D-10	
COMPRESSOR.....B-1	WASHER.....C-3	OIL PUMP.....B-6	TRANSMISSION CASE (KIT).....D-6	

FIG. 27

D-5

FIG. 27 (G-5) TRANSMISSION CASE (MT)

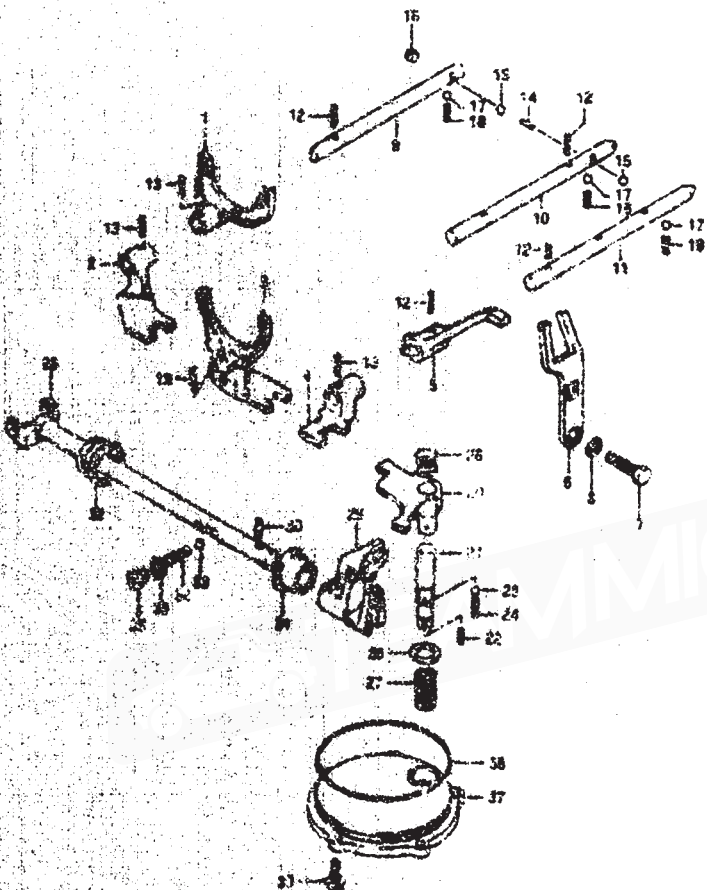


REF. NO.	PART NO.	DESCRIPTION	Q'TY	REMARKS
1	24700-34300	CASE ASSY, transmission	1	
2	0422-08249	.PIN	2	
3	02337-08623	.NUT	1	
4	02337-08503	.NUT	10	
5	02357-08703	.BOLT	5	
6	02337-08903	.BOLT	1	
7	09107-65036	.BOLT (2x13)	1	
8	24741-73102	RETAINER, input shaft	1	
9	02980-43682	O RING	1	
10	02122-06168	SCREW	4	
11	24870-76006	PLUG, oil level	1	
12	05290-19075	O RING	1	
13	09246-16034	PLUG, oil drain	1	
14	09250-70145	PLUG, timing hole	1	
15	09261-12811	PLUG, gear shaft shaft	3	
16	09341-04009	UNION, transfer case	1	
17	09343-07073	WIRE, monitor	1	
18	09402-10908	CLIP	2	
19	24821-76000	PLUG, selector lever	1	
20	09609-14423	CLAMP	1	
21	37820-76033	SWITCH, rock up lamp	1	
22	09260-11022	O RING	2	
23	09404-06460	CLAMP	2	
24	09427-14405	CLAMP	1	

22887 E24

22887 E24

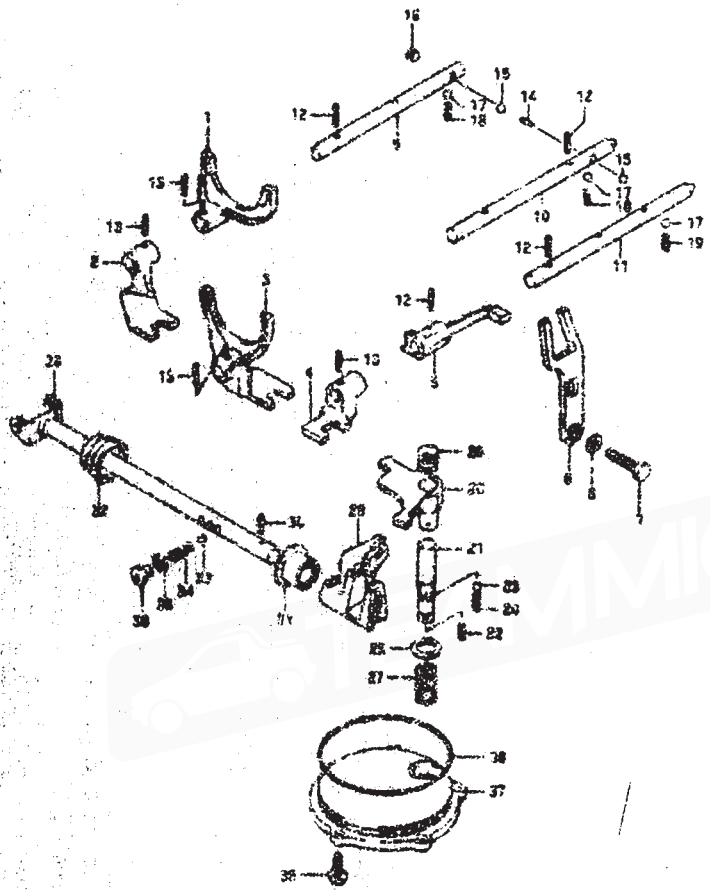
25	09427-14405	CLAMP	1	
26	09427-14405	CLAMP	1	
27	09427-14405	CLAMP	1	
28	09427-14405	CLAMP	1	
29	09427-14405	CLAMP	1	
30	09427-14405	CLAMP	1	
31	09427-14405	CLAMP	1	
32	09427-14405	CLAMP	1	
33	09427-14405	CLAMP	1	
34	09427-14405	CLAMP	1	
35	09427-14405	CLAMP	1	
36	09427-14405	CLAMP	1	
37	09427-14405	CLAMP	1	
38	09427-14405	CLAMP	1	
39	09427-14405	CLAMP	1	
40	09427-14405	CLAMP	1	
41	09427-14405	CLAMP	1	
42	09427-14405	CLAMP	1	
43	09427-14405	CLAMP	1	
44	09427-14405	CLAMP	1	
45	09427-14405	CLAMP	1	
46	09427-14405	CLAMP	1	
47	09427-14405	CLAMP	1	
48	09427-14405	CLAMP	1	
49	09427-14405	CLAMP	1	
50	09427-14405	CLAMP	1	
51	09427-14405	CLAMP	1	
52	09427-14405	CLAMP	1	
53	09427-14405	CLAMP	1	
54	09427-14405	CLAMP	1	
55	09427-14405	CLAMP	1	
56	09427-14405	CLAMP	1	
57	09427-14405	CLAMP	1	
58	09427-14405	CLAMP	1	
59	09427-14405	CLAMP	1	
60	09427-14405	CLAMP	1	
61	09427-14405	CLAMP	1	
62	09427-14405	CLAMP	1	
63	09427-14405	CLAMP	1	
64	09427-14405	CLAMP	1	
65	09427-14405	CLAMP	1	
66	09427-14405	CLAMP	1	
67	09427-14405	CLAMP	1	
68	09427-14405	CLAMP	1	
69	09427-14405	CLAMP	1	
70	09427-14405	CLAMP	1	
71	09427-14405	CLAMP	1	
72	09427-14405	CLAMP	1	
73	09427-14405	CLAMP	1	
74	09427-14405	CLAMP	1	
75	09427-14405	CLAMP	1	
76	09427-14405	CLAMP	1	
77	09427-14405	CLAMP	1	
78	09427-14405	CLAMP	1	
79	09427-14405	CLAMP	1	
80	09427-14405	CLAMP	1	
81	09427-14405	CLAMP	1	
82	09427-14405	CLAMP	1	
83	09427-14405	CLAMP	1	
84	09427-14405	CLAMP	1	
85	09427-14405	CLAMP	1	
86	09427-14405	CLAMP	1	
87	09427-14405	CLAMP	1	
88	09427-14405	CLAMP	1	
89	09427-14405	CLAMP	1	
90	09427-14405	CLAMP	1	
91	09427-14405	CLAMP	1	
92	09427-14405	CLAMP	1	
93	09427-14405	CLAMP	1	
94	09427-14405	CLAMP	1	
95	09427-14405	CLAMP	1	
96	09427-14405	CLAMP	1	
97	09427-14405	CLAMP	1	
98	09427-14405	CLAMP	1	
99	09427-14405	CLAMP	1	
100	09427-14405	CLAMP	1	



REF. NO.	PART NO.	DESCRIPTION	QTY	REMARKS
1	25211-6A301	FORK, low speed	1	
2	25271-6A.01	Yoke, low speed	1	
3	25221-78004	FORK, high speed	1	
4	25261-6A301	Yoke, reverse gear	1	
5	25251-78001	FORK, reverse gear	1	
6	25460-6A300	LEVER, reverse gear shift	1	
7	25711-78000	BOLT	1	
8	09160-16377	WASHER	1	
9	25411-6A300	SHAFT, low speed	1	
10	25401-78002	SHAFT, high speed	1	
11	25431-78001	SHAFT, reverse gear	1	
12	09208-04001	PIB	4	
13	09208-04002	PIB	4	
14	09261-03001	BALL JOINT	1	
15	06112-12604	SPRING	1	
16	09265-10002	PLATE	1	
17	06112-10004	BALL	3	
18	09440-07001	SPRING	2	
19	09440-07002	SPRING	1	
20	25241-78001	FORK, gear shift	1	
21	25271-78002	SHAFT, gear shift	1	
22	09221-02001	PIB	1	
23	06112-10004	BALL	1	
24	09440-07002	SPRING	1	
25	09155-14001	WASHER	1	
26	09440-17000	SPRING	1	
27	09440-17011	SPRING	1	

SCOTT E34

GEAR SHIFT CONTROL	D-3	OIL PUMP AND OIL PAN (AT)	D-18	SHOCK HOSE-C-10
GEAR SHIFT FORK (MT)	D-6	WASHER	C-3	MOTOR PUMP-C-7
PLATE, SHIMMED	D-11	SELECTOR LEVER (AT)	E-3	
YARNS	D-12	TIMING BELT	D-10	
WASHER	D-14	WASHER (AT)	D-11	
YOKER PLATE (AT)	D-15	TRANSMISSION (AT)	D-3	
OIL PAN	D-3	TRANSMISSION CASE (AT)	D-18	
WASHER	D-6	TRANSMISSION CASE (MT)	D-3	



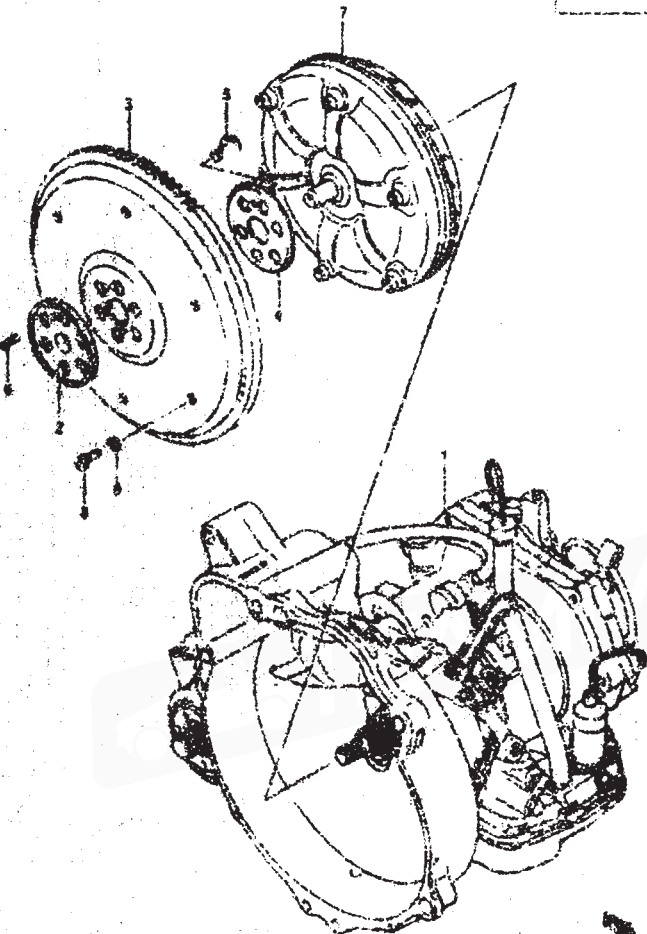
REF. NO.	PART NO.	DESCRIPTION	QTY	REMARKS
28	25518-04001	SHAFT, gear shift	1	
29	73001 1400	YORK, gear shift	1	
30	09280-09000	FORK	1	
31	09284-14000	SEAL, OIL	2	
32	26278-78001	WASHER	1	
33	06112-10000	WASHER	1	
34	03441-07001	SPRING	1	
35	09148-10007	SPRING	1	
36	09124-10000	WASHER	1	
37	25573-78000	CAP, gear shift	1	
38	09280-98001	O RING	1	
39	09117-08000	WASHER	5	

25407 E2A

25407 E2A

1. AIR FILTER	0-2	COMPRESSOR	0-8	GEAR SHIFT COVER	0-3	OIL PUMP AND OIL PAN (AT)	0-14	WATER PUMP	0-10
2. AIR FILTER (AT)	0-3	CYLINDER BLOCK	0-4	GEAR SHIFT FORK (MT)	0-5	RADIATOR	0-15	WATER PUMP	0-11
3. AIR FILTER SET (AT)	0-4	CYLINDER HEAD	0-5	INTAKE MANIFOLD	0-6	SELECTOR LEVER (AT)	0-16		
4. AIR FILTER SET (AT)	0-5	DIFFERENTIAL GEAR	0-2	LAUNCH	0-7	TENSION BELT	0-18		
5. AIR FILTER SET (AT)	0-6	DIFFERENTIAL CONTROL	0-1	MUFFLER	0-4	TRANSMISSION (MT)	0-11		
6. AIR FILTER SET (AT)	0-7	GEAR SHIFT SET	0-2	OIL SEAL (AT)	0-19	TRANSMISSION CASE (MT)	0-13		
7. AIR FILTER SET (AT)	0-8	OIL PAN	0-5	OIL PUMP	0-5	TRANSMISSION CASE (AT)	0-15		
8. AIR FILTER SET (AT)	0-9	OIL PUMP	0-5	OIL PUMP	0-5	TRANSMISSION CASE (MT)	0-13		
9. AIR FILTER SET (AT)	0-10			OIL PUMP	0-5	TRANSMISSION CASE (MT)	0-13		
10. AIR FILTER SET (AT)	0-11			OIL PUMP	0-5	TRANSMISSION CASE (MT)	0-13		
11. AIR FILTER SET (AT)	0-12			OIL PUMP	0-5	TRANSMISSION CASE (MT)	0-13		
12. AIR FILTER SET (AT)	0-13			OIL PUMP	0-5	TRANSMISSION CASE (MT)	0-13		
13. AIR FILTER SET (AT)	0-14			OIL PUMP	0-5	TRANSMISSION CASE (MT)	0-13		
14. AIR FILTER SET (AT)	0-15			OIL PUMP	0-5	TRANSMISSION CASE (MT)	0-13		
15. AIR FILTER SET (AT)	0-16			OIL PUMP	0-5	TRANSMISSION CASE (MT)	0-13		
16. AIR FILTER SET (AT)	0-17			OIL PUMP	0-5	TRANSMISSION CASE (MT)	0-13		
17. AIR FILTER SET (AT)	0-18			OIL PUMP	0-5	TRANSMISSION CASE (MT)	0-13		
18. AIR FILTER SET (AT)	0-19			OIL PUMP	0-5	TRANSMISSION CASE (MT)	0-13		
19. AIR FILTER SET (AT)	0-20			OIL PUMP	0-5	TRANSMISSION CASE (MT)	0-13		
20. AIR FILTER SET (AT)	0-21			OIL PUMP	0-5	TRANSMISSION CASE (MT)	0-13		
21. AIR FILTER SET (AT)	0-22			OIL PUMP	0-5	TRANSMISSION CASE (MT)	0-13		
22. AIR FILTER SET (AT)	0-23			OIL PUMP	0-5	TRANSMISSION CASE (MT)	0-13		
23. AIR FILTER SET (AT)	0-24			OIL PUMP	0-5	TRANSMISSION CASE (MT)	0-13		
24. AIR FILTER SET (AT)	0-25			OIL PUMP	0-5	TRANSMISSION CASE (MT)	0-13		
25. AIR FILTER SET (AT)	0-26			OIL PUMP	0-5	TRANSMISSION CASE (MT)	0-13		
26. AIR FILTER SET (AT)	0-27			OIL PUMP	0-5	TRANSMISSION CASE (MT)	0-13		
27. AIR FILTER SET (AT)	0-28			OIL PUMP	0-5	TRANSMISSION CASE (MT)	0-13		
28. AIR FILTER SET (AT)	0-29			OIL PUMP	0-5	TRANSMISSION CASE (MT)	0-13		
29. AIR FILTER SET (AT)	0-30			OIL PUMP	0-5	TRANSMISSION CASE (MT)	0-13		
30. AIR FILTER SET (AT)	0-31			OIL PUMP	0-5	TRANSMISSION CASE (MT)	0-13		
31. AIR FILTER SET (AT)	0-32			OIL PUMP	0-5	TRANSMISSION CASE (MT)	0-13		
32. AIR FILTER SET (AT)	0-33			OIL PUMP	0-5	TRANSMISSION CASE (MT)	0-13		
33. AIR FILTER SET (AT)	0-34			OIL PUMP	0-5	TRANSMISSION CASE (MT)	0-13		
34. AIR FILTER SET (AT)	0-35			OIL PUMP	0-5	TRANSMISSION CASE (MT)	0-13		
35. AIR FILTER SET (AT)	0-36			OIL PUMP	0-5	TRANSMISSION CASE (MT)	0-13		
36. AIR FILTER SET (AT)	0-37			OIL PUMP	0-5	TRANSMISSION CASE (MT)	0-13		
37. AIR FILTER SET (AT)	0-38			OIL PUMP	0-5	TRANSMISSION CASE (MT)	0-13		
38. AIR FILTER SET (AT)	0-39			OIL PUMP	0-5	TRANSMISSION CASE (MT)	0-13		
39. AIR FILTER SET (AT)	0-40			OIL PUMP	0-5	TRANSMISSION CASE (MT)	0-13		
40. AIR FILTER SET (AT)	0-41			OIL PUMP	0-5	TRANSMISSION CASE (MT)	0-13		
41. AIR FILTER SET (AT)	0-42			OIL PUMP	0-5	TRANSMISSION CASE (MT)	0-13		
42. AIR FILTER SET (AT)	0-43			OIL PUMP	0-5	TRANSMISSION CASE (MT)	0-13		
43. AIR FILTER SET (AT)	0-44			OIL PUMP	0-5	TRANSMISSION CASE (MT)	0-13		
44. AIR FILTER SET (AT)	0-45			OIL PUMP	0-5	TRANSMISSION CASE (MT)	0-13		
45. AIR FILTER SET (AT)	0-46			OIL PUMP	0-5	TRANSMISSION CASE (MT)	0-13		
46. AIR FILTER SET (AT)	0-47			OIL PUMP	0-5	TRANSMISSION CASE (MT)	0-13		
47. AIR FILTER SET (AT)	0-48			OIL PUMP	0-5	TRANSMISSION CASE (MT)	0-13		
48. AIR FILTER SET (AT)	0-49			OIL PUMP	0-5	TRANSMISSION CASE (MT)	0-13		
49. AIR FILTER SET (AT)	0-50			OIL PUMP	0-5	TRANSMISSION CASE (MT)	0-13		

REF. NO.	PART NO.	DESCRIPTION	QTY	REMARKS
1	20072-400-0	TRANSMISSION ASSY, MEDIUM	1	
2	22611-76131	FLANGE, drive plate	1	
3	22623-76133	PLATE, drive	1	
4	22631-76131	PLATE, drive gear	1	
5	16045-10097	NUT	4	
6	02808-06009	PIN	1	
7	22710-76130	CONNECTER, torque	1	
8	07820-06020	SCREW	6	
9	16081-30066	LOCK WASHER	6	



RMCY 124

SMOR 124

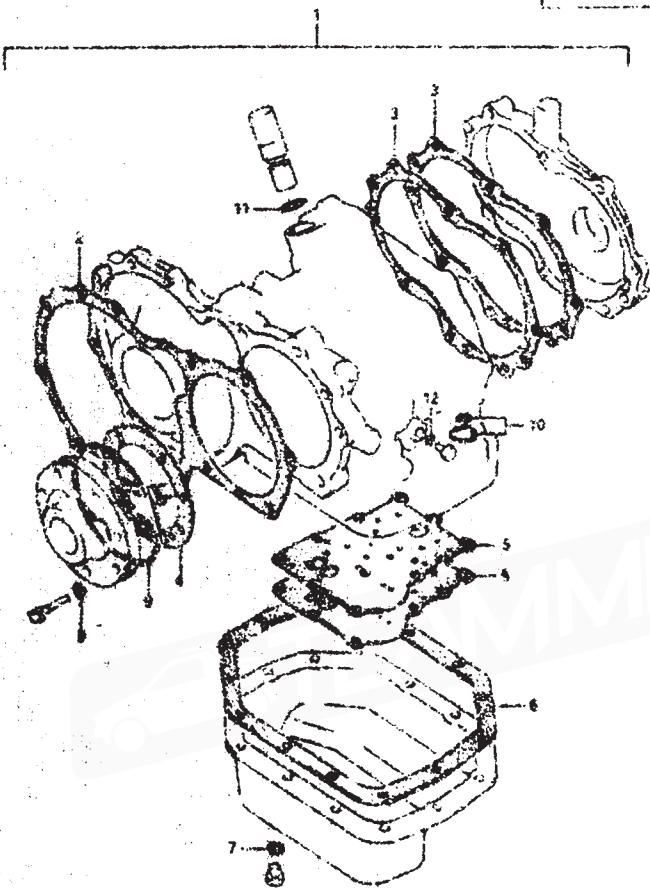
AIR CLEANER.....	D-2	CHARGELIGHT.....	D-8	GEAR SHIFT CONTROL.....	E-3	OIL PUMP AND OIL PAN (AT).....	D-11	WATER PUMP.....	D-10
AT ASSY (AT).....	D-6	CYLINDER BLOCK.....	D-2	GEAR SHIFT FORK (AT).....	D-6	RADIATOR.....	C-8	WATER PUMP (AT).....	C-7
AT DRIVE SET LATE.....	D-9	CYLINDER HEAD.....	B-5	INTAKE MANIFOLD.....	D-11	SELECTOR LEVER (AT).....	E-9		
AT FLYWHEEL SET LATE.....	E-11	DIFFERENTIAL GEAR.....	E-2	LEVER.....	C-13	TIMING BELT.....	E-10		
CRANK SHAFT AND PLE.....	A-8	DRIVE SHAFT.....	D-11	MUFFLER.....	C-4	TRANSMISSION (AT).....	D-11		
CARBURETOR.....	A-22	ENGINE BEARING SET.....	B-2	OIL MISC UNIT.....	D-15	TRANSMISSION (AT).....	D-11		
CLUTCH DRIVE.....	D-22	ENGINE HEAD AND.....	E-6	OIL PAN.....	D-5	TRANSMISSION CASE (AT).....	D-11		
CONTROL CABLE.....	D-3	FUEL PUMP.....	D-5	OIL PUMP.....	E-6	TRANSMISSION CASE (AT).....	D-11		

D - 9

FIG. 30 (G-9) AT GASKET SET (AT)

QTY

REMARKS



PART NO.	PART NO.	DESCRIPTION	QTY
1	24700-70010	GASKET SET, automatic	1
2	24701-70210	GASKET, cover	1
3	24704-70010	GASKET, pump cover	2
4	20841-70130	GASKET, oil pump	1
5	24905-70130	GASKET, valve valve plate	2
6	24704-70010	GASKET, oil pan	1
7	09140-2 2010	GASKET, drain plug	1
8	22871-70131	GASKET, oil pump salt seal	2
9	22891-70010	O RING, oil pump body	1
10	24750-70130	O RING SET, universal	1
11	30230-19001	O RING, speedometer nose	1
12	24750-70130	O RING, booster plug	1

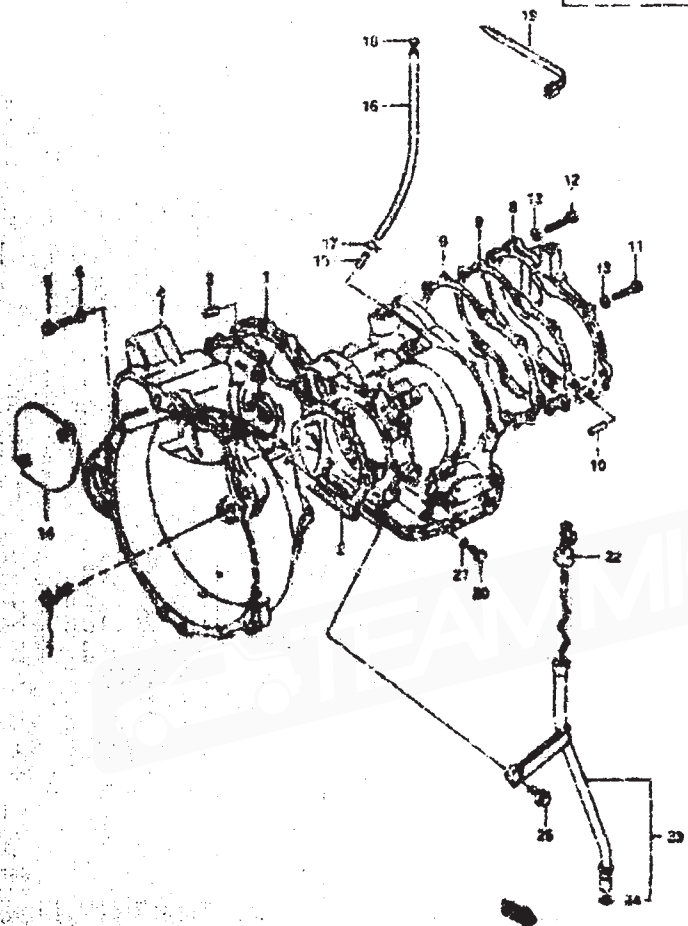
AMIGEDBOY.COM

2020 129

55401 1/2A

AIR CLEANER	B-2	CRANK SHAFT	B-8	GEAR SHIFT CONTROL	B-5	DI: PUMP AND OIL PAN (AT)	B-10	RE: 100-1010
AT BODY	B-9	CYLINDER BLOCK	B-4	GEAR SHIFT FORK (INT)	B-6	INDICATOR	B-8	LOWER PUMP (AT)
AT GASKET SET	B-1	CYLINDER HEAD	B-3	GEAR SHIFT FORK (INT)	B-6	SELECTOR LEVER (AT)	B-9	
AT PUMP AND SEAL (AT)	B-13	DIFFERENTIAL GEAR	B-2	GEAR	B-13	TRIM BELT	B-10	
AT PUMP AND SEAL	B-13	ENGINE CONTROL	C-11	BUFFER	B-8	TRANSMISSION (AT)	B-11	
AT PUMP AND SEAL	B-13	ENGINE GASKET SET	B-1	OIL MISC (AT)	B-19	TRANSMISSION INT	B-9	
AT PUMP AND SEAL	B-13	ENGINE GASKET SET	B-1	CIL PWA	B-5	TRANSMISSION OIL (AT)	B-10	
AT PUMP AND SEAL	B-13	FUEL PUMP	B-8	OIL PAN	B-8	TRANSMISSION CASE (AT)	B-7	

PART NO.	PART NO.	DESCRIPTION	QTY	REMARKS
1	24711-78200	CASE, transmission main	1	
2	24721-78270	CRANKET, case	1	
3	24731-78130	PIN	1	
4	24721-78131	HOUSING, case	1	
5	24107-08923	BOLT	2	
6	02321-21183	LOCK WASHER	2	
7	24911-06950	BOLT	5	
8	24770-78232	COVER, rear	1	
9	24780-78230	CRANKET, rear cover	2	
10	24750-78230	PIN	2	
11	01107-09913	BOLT	4	
12	01107-08953	BOLT	4	
13	01521-08183	LOCK WASHER	6	
14	24081-78137	CONEP, service hole	1	
15	01541-08922	HOUSING, connector hole	1	
16	01201-07073	HOUSING, connector	1	
17	06403-10011	CLIP	1	
18	24821-78000	PLATE, mounting hole	1	
19	01407-10063	CLAMP	1	
20	24021-78130	PLATE, counter	3	
21	24735-78130	O RING	3	
22	24030-01510	SPACER, oil level	1	
23	24940-06700	SHIM BAND, oil filling	1	
24	24300-01510	O RING	1	
25	01317-08143	BOLT	1	
26	01255-30000	FLUID, liding	1	



MAIN CH

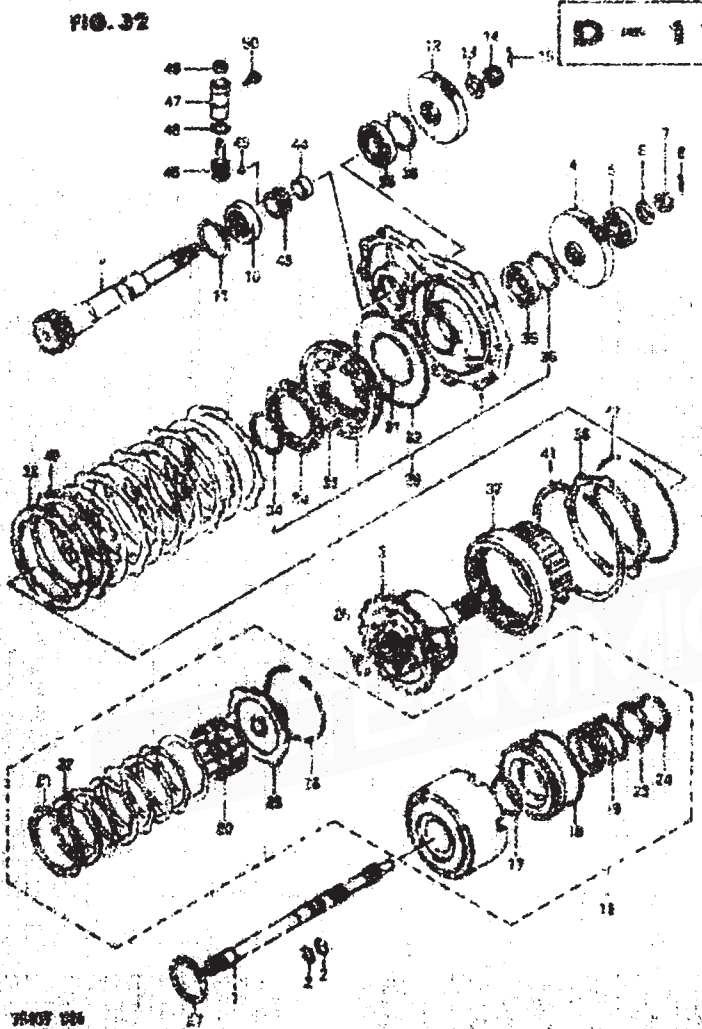
SUB 235

AIR OIL SEAL.....	C-2	24030-01510.....	B-8	NEAR SHIFT CONTROL.....	B-5	OIL PUMP AND OIL PAN 1471-0-18.....	B-18	SHIM BAND C-1
AT BODY MAT.....	D-2	01107-09913.....	B-4	GEAR SHIF. FORK 1471-0-8.....	B-8	011107-08953.....	C-8	SHIM BAND C-1
AT BODY MAT (REV).....	D-4	01107-08953.....	B-3	RELAY NON-PAID.....	B-11	24940-06700.....	E-5	
AT BODY MAT (REV) 18.....	D-18	01521-08183.....	B-2	LABEL.....	C-13	24735-78130.....	B-10	
AT BODY MAT (REV) 19.....	D-19	01541-08922.....	B-11	NOZZLE.....	C-4	24021-78130.....	B-11	
AT BODY MAT (REV) 21.....	D-21	02321-21183.....	B-11	OIL FILLER MAT.....	B-19	24300-01510.....	D-3	
AT BODY MAT (REV) 22.....	D-22	01107-08953.....	B-11	OIL FILLER MAT.....	B-19	24780-78230.....	B-2	
AT BODY MAT (REV) 23.....	D-23	01501-08922.....	B-11	OIL FILLER MAT.....	B-19	24030-01510.....	B-8	
AT BODY MAT (REV) 24.....	D-24	01501-08922.....	B-11	OIL FILLER MAT.....	B-19	24021-78130.....	B-3	
AT BODY MAT (REV) 25.....	D-25	01501-08922.....	B-11	OIL FILLER MAT.....	B-19	24021-78130.....	B-3	
AT BODY MAT (REV) 26.....	D-26	01501-08922.....	B-11	OIL FILLER MAT.....	B-19	24021-78130.....	B-3	

FIG. 32

D-11

FIG. 32 (D-11) TRANSMISSION (A1)



REF. NO.	PART NO.	DESCRIPTION	QTY	REMARKS
1	24111-78430	SHAFT, Input	1	
2	24181-78130	RING, Input shaft seal	2	
3	24078-78430	GAR ASSY, claretax	1	
4	24071-78231	GEAR, reduction drive	1	
5	04113-63007	BEARING	1	
6	25046-78150	WASHER	1	
7	24082-78230	NUT	1	
8	04113-63008	OUTER PIN	2	
9	24138-78235	SHAFT, output	1	
10	06245-78232	BEARING	1	
11	24140-78130	RING, seal	1	
12	24061-78200	GEAR, reduction drive	1	
13	24037-78150	WASHER	1	
14	24085-78230	NUT	1	
15	04113-63008	OUTER PIN	2	
16	24023-64548	CLUTCH ASSY, outdrive shaft	1	
17	24022-78370	O RING, input	1	
18	24023-78270	O RING, output	1	
19	24024-78230	SPIDER, piston output	2	
20	25011-78200	WASHER, clutch	1	
21	75888-64548	DISC, clutch	1	
22	24071-78230	WASHER, clutch output	4	
23	24062-78235	WASHER, output spring	1	
24	24068-78235	WASHER, seal	1	
25	24070-78230	PLATE, low gear gear	1	
26	24072-78235	WASHER, seal	1	
27	24069-78235	WASHER, seal output	1	
28	24066-78230	WASHER	1	

75407 106

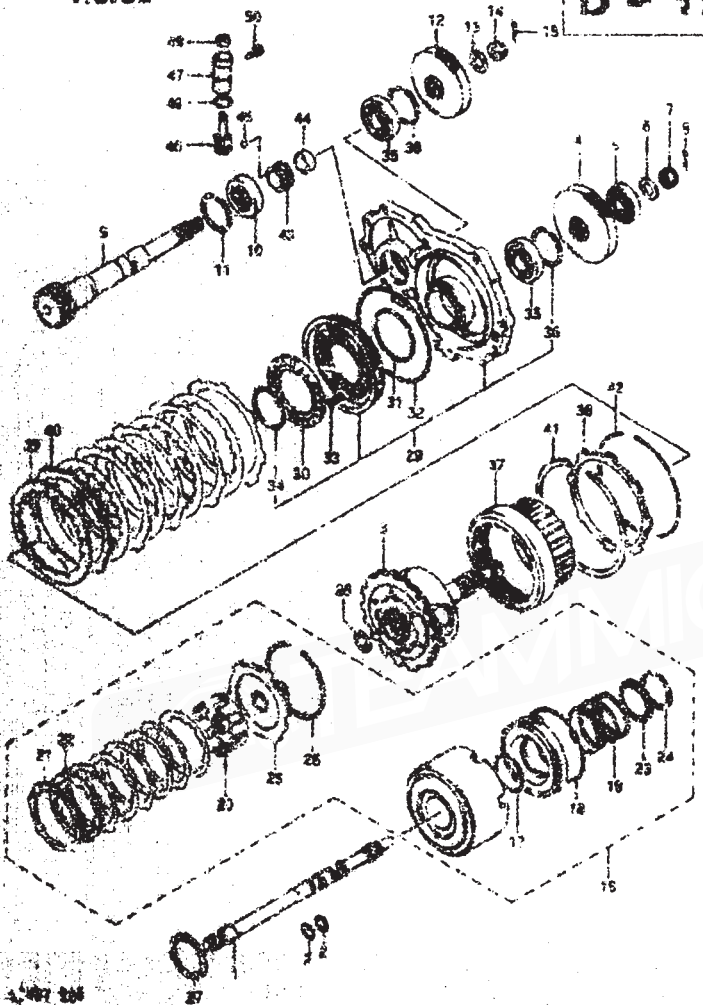
24027 106

1	24111-78430	SHAFT, Input	1		1	04113-63007	BEARING	1	
2	24181-78130	RING, Input shaft seal	2		2	25046-78150	WASHER	1	
3	24078-78430	GAR ASSY, claretax	1		3	24082-78230	NUT	1	
4	24071-78231	GEAR, reduction drive	1		4	04113-63008	OUTER PIN	2	
5	04113-63007	BEARING	1		5	24138-78235	SHAFT, output	1	
6	25046-78150	WASHER	1		6	06245-78232	BEARING	1	
7	24082-78230	NUT	1		7	24140-78130	RING, seal	1	
8	04113-63008	OUTER PIN	2		8	24061-78200	GEAR, reduction drive	1	
9	24138-78235	SHAFT, output	1		9	24037-78150	WASHER	1	
10	06245-78232	BEARING	1		10	24085-78230	NUT	1	
11	24140-78130	RING, seal	1		11	04113-63008	OUTER PIN	2	
12	24061-78200	GEAR, reduction drive	1		12	24023-64548	CLUTCH ASSY, outdrive shaft	1	
13	24037-78150	WASHER	1		13	24022-78370	O RING, input	1	
14	24085-78230	NUT	1		14	24023-78270	O RING, output	1	
15	04113-63008	OUTER PIN	2		15	24024-78230	SPIDER, piston output	2	
16	24023-64548	CLUTCH ASSY, outdrive shaft	1		16	25011-78200	WASHER, clutch	1	
17	24022-78370	O RING, input	1		17	75888-64548	DISC, clutch	1	
18	24023-78270	O RING, output	1		18	24071-78230	WASHER, clutch output	4	
19	24024-78230	SPIDER, piston output	2		19	24062-78235	WASHER, output spring	1	
20	25011-78200	WASHER, clutch	1		20	24068-78235	WASHER, seal	1	
21	75888-64548	DISC, clutch	1		21	24070-78230	PLATE, low gear gear	1	
22	24071-78230	WASHER, clutch output	4		22	24072-78235	WASHER, seal	1	
23	24062-78235	WASHER, output spring	1		23	24069-78235	WASHER, seal output	1	
24	24068-78235	WASHER, seal	1		24	24066-78230	WASHER	1	
25	24070-78230	PLATE, low gear gear	1						
26	24072-78235	WASHER, seal	1						
27	24069-78235	WASHER, seal output	1						
28	24066-78230	WASHER	1						

FIG. 32

D-12

FIG. 32 (D-12) TRANSMISSION (RT)

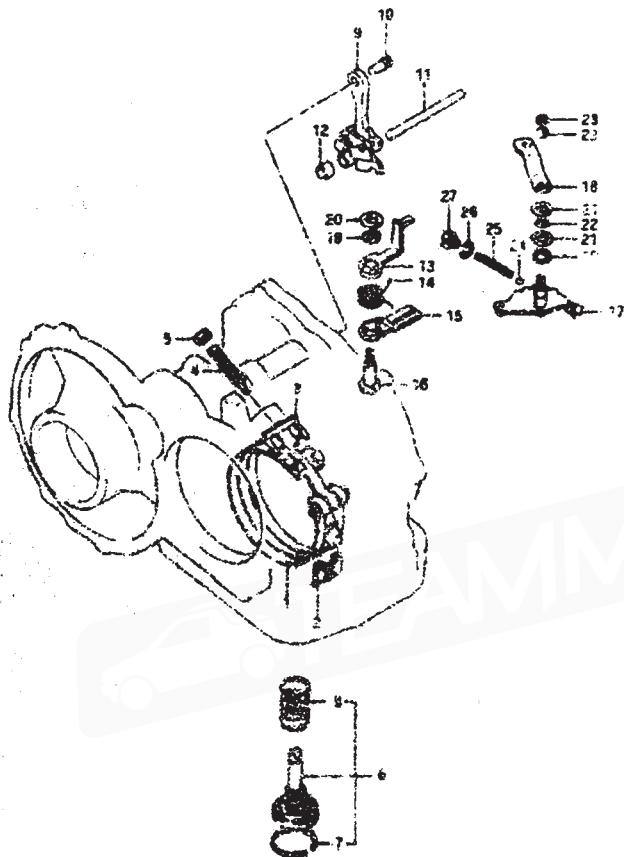


REF. NO.	PART NO.	DESCRIPTION	QTY	REMARKS
29	26800-78230	SHAFT REVERSE	1	
30	26861-78230	SELECT, spring	1	
31	26871-78230	JO RING, inner	1	
32	36472-78230	JO RING, outer	1	
33	26882-78230	SPRING, piston return	20	
34	26893-78230	RING, snap	1	
35	08113-62347	BEARING	2	
36	08331-81876	CIRCLIP	2	
37	26511-78230	GEAR, reverse ring	1	
38	26521-78230	FLANGE, reverse brake	1	
39	23823-84503	DISC, reverse brake	1	
40	26841-78230	PLATE, reverse brake outer	1	
41	16891-78230	RING, disc snap	1	
42	26192-78230	RING, plate snap	1	
43	26121-64501	GEAR, speedometer drive	1	MT-3
44	26141-78230	SPACER	1	
45	08111-08504	GEAR	1	
46	26121-64501	GEAR, speedometer drive	1	MT-14
47	26141-78230	CAGE, speedometer gear	1	
48	08201-08504	O RING	1	
49	08202-08504	SEAL, oil	1	
50	08128-08502	BOLT	1	

4-67 268

55447 E28

MIN. OIL LEVEL	0-1	DIFFERENTIAL GEAR	5-2	GEAR SHIFT CONTROL	4-1	OIL PUMP AND OIL PAN (AT)	4-8	WATER PUMP (D-10)
NO. AND SIZE OF VALVES	0-3	CYLINDER BLOCK	0-4	GEAR SHIFT FORK (RT)	3-6	ROD LATOR	0-8	WATER PUMP (D-7)
NO. AND SIZE OF PISTONS	0-3	CYLINDER HEAD	0-3	INTAKE MANIFOLD	3-11	SELECTOR LEVER (RT)	0-9	
NO. AND SIZE OF CAMS	0-2	DIFFERENTIAL CASE	0-2	LABEL	0-10	TIMING BELT	0-10	
NO. AND SIZE OF SHAFTS	0-2	DIFFERENTIAL GEAR	0-2	MAP FLAP	0-4	TRANSMISSION CASE	0-11	
NO. AND SIZE OF BEARINGS	0-2	SHAFT WITH CONNERS	0-2	DR. HOSE (AT)	0-12	TRANSMISSION (RT)	0-3	
NO. AND SIZE OF GEAR	0-2	SHAFT WITH CONNERS	0-2	OIL PAN	0-5	TRANSMISSION CASE (RT)	0-10	
NO. AND SIZE OF RINGS	0-2	SHAFT WITH CONNERS	0-2	OIL PUMP	0-6	TRANSMISSION CASE (RT)	0-9	
NO. AND SIZE OF SEALS	0-2	SHAFT WITH CONNERS	0-2					

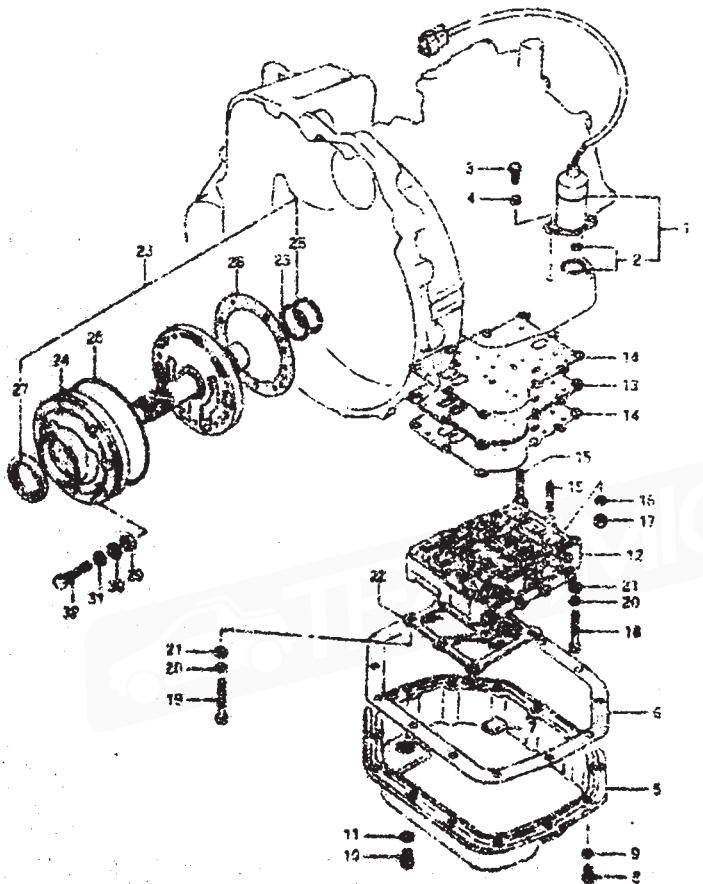


REF. NO.	PART NO.	DESCRIPTION	QTY	REMARKS
1	26700-78131	SHO ASSY, low brake	1	
2	26790-78232	STRUT, brake band w/ply	1	
3	26760-78231	STRUT, brake band anchor	1	
4	76771-78230	NUT	1	
5	08310-22106	NUT	1	
6	25760-78130	PISTON ASSY, low servo	1	
7	26740-78231	SEAL RING	1	
8	26782-78230	SPRING	1	
9	75910-78130	SOLE ASSY, parking lock	1	
10	23421-78230	SHAFT, parking lock pole	1	
11	23931-78230	PIN, support	1	
12	23932-78230	SPACER	1	
13	73970-78231	SLEEVE, legible operating lever	1	
14	23976-78230	SPRING, return	1	
15	23990-78231	LEVER, parking idler	1	
16	23981-78230	SHAFT, parking idler	1	
17	23930-78232	LEVER, manual valve	1	
18	23941-78231	LEVER, manual control shift	1	
19	23954-78230	WASHER	2	
20	08211-08103	WASHER	1	
21	08160-15061	WASHER	2	
22	08050-78230	WASHER	1	
23	08010-22006	NUT	2	
24	08111-48008	BELL	1	
25	09440-08021	SPRING	1	
26	09160-10021	SCREW	1	
27	08047-18006	PLUG	1	

3240W 024

35240T 024

AIR CLEANER.....	0-2	AXLE SHAFT.....	6-8	GEAR SHIFT CONTROL.....	2-7	OIL FLIGHT AND OIL PAN (AT).....	0-18	WASHER MISC.....	0-10
AT ASSY (AT).....	0-2	CYLINDER BLOCK.....	0-6	REAR SHIFT (GSA INT).....	0-6	INDICATOR.....	0-8	WATER PUMP.....	0-7
AT BRACKET SET (AT).....	0-2	CYLINDER HEAD.....	0-2	INTAKE MANIFOLD.....	0-11	SELECTOR LEVER (AT).....	0-5		
AT PARKING BRAKE (AT).....	0-1	DIFFERENTIAL GEAR.....	2-2	LABEL.....	0-13	TERMINAL.....	0-12		
ONE SHAFT AND VALVE.....	0-5	DIFFUSION CYLINDER.....	0-1	MUFFLER.....	0-4	TRANSMISSION (AT).....	0-11		
CONNECTOR.....	0-12	ENGINE GASKET SET.....	0-2	OIL NOSE (AT).....	0-10	TRANSMISSION INT.....	0-11		
CLUTCH THROTTLE.....	0-2	ENGINE MOUNTING.....	0-5	OIL PAN.....	0-5	TRANSMISSION CASE (AT).....	0-10		
CONTROL PANEL.....	0-3	FUEL PUMP.....	0-2	OIL PUMP.....	0-5	TRANSMISSION CASE INT.....	0-5		



REF. NO.	PART NO.	DESCRIPTION	QTY	REMARKS
1	24750-84300	SOLENOID ASSY, transmission	1	
2	24752-78130	O RING SET	1	
3	08107-06143	BOLT	2	
4	08321-21063	LOCK WASHER	2	
5	24760-84330	PHN, oil	1	
6	24784-78230	GASKET	1	
7	24964-78230	MAGNETO, oil cleaner	1	
8	08107-06123	BOLT	14	
9	08321-21063	LOCK WASHER	14	
10	08247-10007	PLUG	1	
11	08168-12008	GASKET	1	
12	26310-75131	VALVE ASSY, transmission	1	
13	26368-78130	PLATE, sump valve body	1	
14	24983-78130	GASKET, body plate	2	
15	08421-08306	STUD BOLT	2	
16	08321-21066	LOCK WASHER	2	
17	08310-21066	NUT	2	
18	08107-08404	BOLT	2	
19	08107-06154	BOLT	7	
20	08321-21066	LOCK WASHER	9	
21	08322-21066	WASHER	9	
22	26378-78231	SPARKER, oil	1	
23	23868-78230	PUMP ASSY, oil	1	
24	22620-78230	COVER, oil pump	1	
25	23831-78230	RDNG, seal	2	
26	22861-78230	GASKET, pump cover	1	
27	22881-78230	SEAL, oil	1	
28	22891-78130	O RING, cover	1	
29	22871-78231	WASHER, seal	7	
30	08322-11066	WASHER	7	
31	08322-21066	LOCK WASHER	7	
32	08107-06406	BOLT	7	

SECRET 804

SECRET 828

AIR CLEANER	2	DRUMSHAFT	2-1	GEAR SHIFT CONTROL	2-3	OIL PUMP AND OIL PAN (AT)	9-14	WIPER HOSE (AT)	9-10
AT ASSY (AT)	4	CVT HELIX RING	5-4	GEAR SHIFT PANK (AT)	0-4	RADIATOR	C-8	WIPER PUMP (AT)	9-7
AT BRAKING BRG (AT)	8-9	CVT LOCKER RING	5-1	WIPER ARM FOLD	0-11	SELECTOR LEVER (AT)	2-9		
AT WORKING BRG (AT)	8-15	DIFFERENTIAL BEAR	6-2	WIPER MOTOR	C-13	TANKS BELT	8-10		
CVT BRG AND R. (AT)	8-8	DRIVE SHAFT	6-11	WIPER	C-4	TRANSMISSION (AT)	9-11		
CRANKCASE	2-2	DRIVE SHAFT SET	6-2	OIL PUMP (AT)	9-15	TRANSMISSION (AT)	9-3		
CRANK (AT)	2-7	DRIVE SHAFTING	6-2	SAK PAK	0-5	TRANSMISSION CASE (AT)	0-10		
CRANK CASE	2-2	DRIVE SHAFT	6-2	OIL PAN	0-6	TRANSMISSION CASE (AT)	0-5		

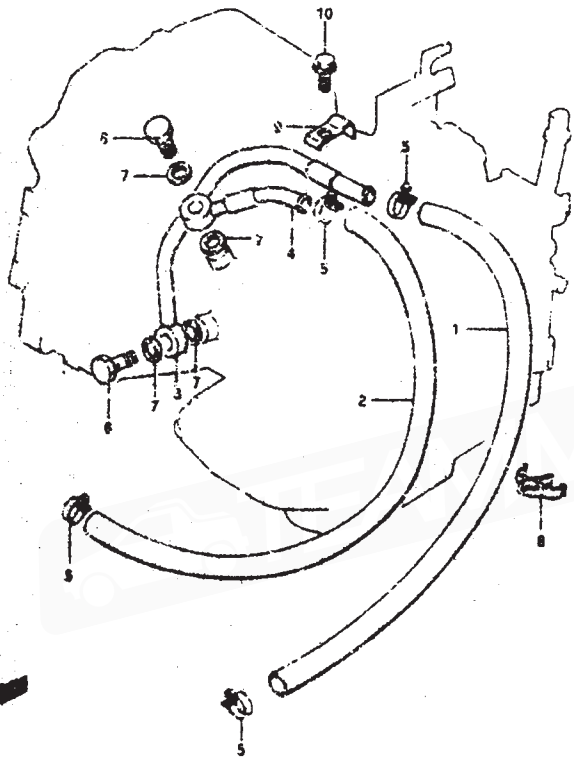
FIG. 35

D - 15

40

FIG. 35 (D-15) OIL HOSE (AT)

REF. NO.	PART NO.	DESCRIPTION	Q'TY	REMARKS
1	2A891-84501	HOSE, oil outlet	1	
2	2A892-84502	HOSE, oil inlet	1	
3	2A393-84503	PIPE, oil outlet	1	
4	2A894-84502	PIPE, oil inlet	1	
5	09400-15302	CLAMP	4	
6	09360-10022	BOLT, union	2	
7	09166-10028	ORISKET	4	
8	09406-00043	CLAMP	1	
9	2A895-84501	PLATE, oil pipe	1	
10	01517-06143	BOLT	1	




RIGHTBOY.COM

3540T E24

3540T E24

AIR CLEANER.....D-2	CLAYBROUPT.....B-7	GEAR SHIF CONTROL.....E-3	OIL PUMP AND OIL PAN (AT).....D-18	WATER HOSE (C-10)
AT ASBY (AT).....D-8	CYLINDER BLOCK.....D-4	GEAR SHIF FORK (AT).....D-6	RADIATOR.....D-8	WATER PUMP (C-7)
AIR GASKET SET (AT).....D-9	CYLINDER HEAD.....D-3	INTAKE MANIFOLD.....B-11	SELECTOR LEVER (AT).....E-5	
AT PUMPING HOSE (AT).....D-12	DIFFERENTIAL GEAR.....E-2	LASCEL.....C-13	TYPING BELT.....B-10	
ONE DRIVE AND VALVE.....B-8	DIFFERENTIAL CONTROL.....C-11	REFLEXION.....C-4	TRANSMISSION (AT).....D-14	
CRANKSHAFT.....B-15	ENGINE GASKET SET.....B-2	OIL HOSE (AT).....D-15	TRANSMISSION (AT).....D-3	
SLIGHT (AT).....B-7	ENGINE MOUNTING.....B-6	OIL PUMP.....D-18	TRANSMISSION CASE (AT).....D-19	
CONTROL VALVE.....C-5	VALVE.....C-9	OIL PUMP.....D-18	TRANSMISSION CASE (AT).....D-19	

PART NO.	ADDRESS NO.	PART NO.	ADDRESS NO.	PART NO.	ADDRESS NO.	PART NO.	ADDRESS NO.	PART NO.	ADDRESS NO.	PART NO.	ADDRESS NO.
6970-78271	6-11	52674-60010	M-5	56371-78000	I-2	63721-81000	I-6	69311-70000	I-2	73111-81000-10C	I-11
69751-78278	6-11	52550-60032	M-5	57111-81001	I-3	63591-70000	I-6	J-3	73121-81000-10C	I-11	
69751-79001	6-10	53101-81011	M-5	57121-81001	I-3	63511-81000	I-7		73121-81001	I-11	
69810-78000	6-10	53102-81011	M-5	57210-81004	I-3	63551-78001	I-2		73131-81000	I-11	
		53117-78510	M-5	57210-81021	I-3	63556-78001	I-2		73311-81000-10C	I-11	
		53210-78410	M-5	57221-81001	I-3	63610-81130	I-7		73421-81000-10C	I-11	
		53231-78010	M-5	57300-81001	I-3	63710-81130	I-7		73510-81000-10C	I-11	
		53235-60010	M-5	57410-81000	I-3	63721-81000	I-6		73620-81000-281	I-17	
		53236-60010	M-5	57420-81000	I-3	64110-81000	I-7		73623-81000	I-12	
		53402-67010	M-5	57515-79001	I-6	64113-81100	I-7		73625-81000	I-12	
								70000			
51100-78411	M-2	53444-81011	M-5	57610-81011	I-5	64120-81000	I-7	71121-81000	I-2	72640-81000	I-12
51100-78821	M-2	53610-81010	M-5	57710-81011	I-5	64171-81100	I-7	71510-81100	J-6	73644-81000-281	I-12
51180-78010	M-2	53820-81010	M-5	58110-81010	I-2	64211-81000	I-7	71521-81100	J-6	73645-81000-281	I-12
51191-78010	M-2	53731-81011	M-5	58160-81010	I-2	64310-81830	I-7	71711-81000-261	I-6	73646-81000	I-12
51192-78010	M-2	53651-81011	M-5	58300-81860	I-2	64320-81100	I-7	71721-81000	I-8	73650-81000	I-12
51193-78011	M-2	53657-81011	M-5	58400-81817	I-2	64510-81000	I-7	71741-81000	I-8	73660-81000	I-12
51194-78011	M-2	53711-60010	M-5	58440-81001	I-2	64513-81100	I-7	71751-71000	I-6	73677-81000	I-12
51200-81010	M-2	53721-81010	M-5	59110-81030	I-2	64520-81000	I-7	71811-81100-281	I-9	73681-81001	I-12
51220-81010	M-2	53726-81010	M-5	59110-81040	I-2	64571-81100	I-7	72111-81002-780	I-8	73710-81010-281	I-12
51241-67029	M-2	53721-81010	M-5	59300-81002	I-2	64611-81000	I-7	72111-81002-787	I-8	73845-81010	I-12
51290-78000	M-2	53742-81010	M-5	59710-81001	I-2	64710-81830	I-7	72111-81002-78U	I-8	73815-81010	I-12
51299-71000	M-2	54060-81010	M-6			64720-81100	I-7	72111-1002-78V	I-8	74400-81000	I-12
51300-81100	M-3	54112-64010	M-6			64760-81001	J-11	72111-81002-78W	I-6	74511-81000	I-12
51410-81100	M-3	54410-81110	M-3			65111-81110	I-7	72111-81002-78Y	I-8	74521-81000	I-12
51420-78411	M-3	54481-78000	M-6			65121-81000	I-7	72111-81002-78Z	I-8	74531-81000	I-12
51430-81100	M-3	54482-78010	M-6			65302-78210	I-6	72111-81002-78A	I-8	75120-81110-396	J-2
51440-78410	M-3	54490-78100	M-6			65310-78440	I-6	72111-81002-78B	I-8	75151-81110-884	J-2
51460-81100	M-3	54490-78000	M-6			65310-81120	I-6	72210-81110	J-4	75210-81002	J-2
51470-78010	M-3	55100-78410	M-4			65320-78310	I-6	72220-81110	J-4	75260-81001	J-2
51490-78410	M-3	55101-78411	M-4			65367-78030	I-6	72311-81001	I-3	75250-81000	J-2
				60000							
51500-78410	M-3	55102-78411	M-4	61211-81120	I-6	65365-78210	I-6	72321-81000	I-5	75281-81110	J-2
51510-78010	M-3	55134-78450	M-4	61521-81100	I-6	65364-78201	I-6	72351-81000	I-5	75411-81110	I-6
51540-78000	M-3	55141-78450	M-4	61830-81100	I-6	65311-78450	I-6	72361-81000	I-4	75412-81110	I-6
51540-78450	M-3	55151-78450	M-4	61941-81000	I-6	65312-78200	I-6	72311-78000	I-2	75521-81110-281	J-2
51540-71000	M-3	55166-66310	M-4	61942-81000	I-6	65314-78200	I-6	72611-81000	I-3	75631-81000	J-3
51590-78010	M-3	55191-78450	M-4	61580-81110	I-6	65711-78201	I-6	72729-64000	I-2	76110-78000	J-7
51570-60000	M-3	55201-78450	M-4	62534-78001	I-11	65811-78201	I-6	72810-81000	I-10	76120-81000	J-7
51590-81110	M-3	55206-78450	M-4	62710-81100	I-6	66110-78001-32V	J-2	72815-81100	I-10	76121-81011-281	J-5
51595-78450	M-3	55210-78450	M-4	62711-78200-10C	I-11	66110-78202-32V	J-2	72830-81100	I-10	76131-81011-281	J-5
51590-78000	M-3	55234-78450	M-4	62790-81101	I-6	66411-78000	I-6	72911-81100	I-10	76141-81010-281	J-5
51641-60000	M-3	55911-78401	M-4	62914-78000-281	I-12	66422-71000	I-6	72854-81100	I-10	75151-81010-281	J-3
51631-78011	M-3	55921-78400	M-4	62921-81000	I-12	67700-6102	I-6	72540-81100	I-10	76160-78000	J-7
51660-67000	M-3	56300-78131	I-2	63111-81000	I-7	68001-81010	J-7	72620-81100	I-10	76170-81000	J-5
51670-60000	M-3	56300-78160	I-2	63210-81130	I-7	68002-81010	J-7	72891-81110	I-10	76230-81110-43A	J-7
51672-67010	M-3	56302-78000	I-2	63210-81120	I-7	68190-78000	I-7	72896-81110	I-10	76240-81110-43A	J-3



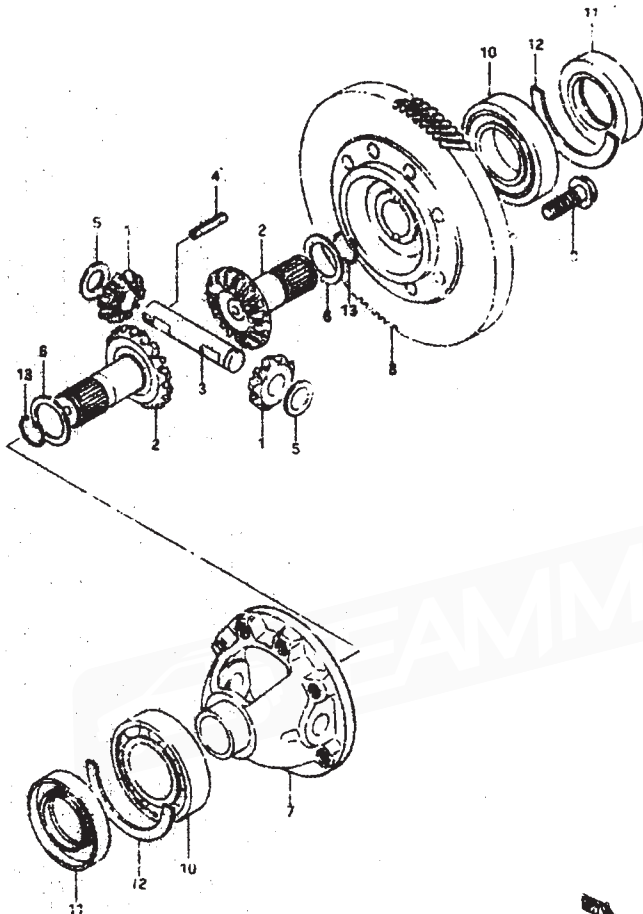
AIR CLEANER.....C-2	CRANKSHAFT.....D-8	GEAR SHIFT CONTROL.....E-3	OIL PUMP AND OIL PAN (AT).....D-14	WATER HOSE.....C-10
AT ASSY (AT).....D-8	CYLINDER BLOCK.....B-4	GEAR SHIFT FORK (MT).....D-6	RADIATOR.....C-8	WATER PUMP.....C-7
AT GASKET SET (AT).....D-9	CYLINDER HEAD.....B-3	INTAKE MANIFOLD.....B-11	SELECTOR LEVER (AT).....E-5	
AT PARKING BRAKE (AT).....D-13	DIFFERENTIAL GEAR.....E-2	LABEL.....C-13	TIMING BELT.....B-10	
CAM SHAFT AND VALVE.....B-9	MISSION CONTROL.....C-11	MUFFLER.....C-4	TRANSMISSION (AT).....D-11	
CARBURETOR.....B-12	ENGINE GASKET SET.....B-2	OIL HOSE (AT).....D-15	TRANSMISSION (MT).....D-3	
CLUTCH (MT).....D-2	ENGINE MOUNTING.....B-6	OIL PAN.....B-5	TRANSMISSION CASE (AT).....D-10	
CONTROL CABLE.....C-3	FUEL PUMP.....C-5	OIL PUMP.....C-6	TRANSMISSION CASE (MT).....D-9	

BATTERY.....F-6	FRONT BODY PANEL.....I-2	FRONT SEAT.....J-12	LOCK SET AND RADIO.....F-13	REAR SUSPENSION.....G-3	STEERING WHEEL.....G-7
BRAKE MASTER CYLINDER.....H-2	FRONT BUMPER.....I-8	FRONT SUSPENSION.....G-2	PARKING BRAKE.....F-6	REAR WHEEL BRAKE.....H-5	STRIPES TAPE AND RUD FLAP.....J-4
BRAKE PIPING.....H-3	FRONT DOOR GLASS.....J-8	FRONT WHEEL BRAKE.....H-4	PEDAL.....G-10	ROAD WHEEL AND TIRE.....G-1	SWITCH.....F-12
COR HEATER.....I-13	FRONT DOOR LOCK.....J-9	FRONT WINDOW.....J-6	REAR AXLE.....G-6	SEAT BELT.....J-11	VENTILATOR.....I-12
DECK BATH PIPE.....J-5	FRONT DOOR PANEL.....J-7	FUEL TANK.....J-10	REAR BODY PANEL.....I-4	SIDE BODY PANEL.....I-7	WASHER.....F-15
DISH WASHBOARD.....F-2	FRONT FENDER.....I-5	GENERATOR.....F-3	REAR BUMPER.....I-9	SPEEDOMETER.....F-7	WIPER.....F-14
FLOOR MAT.....F-5	FRONT HOOD PANEL.....I-3	INSTRUMENT PANEL.....I-7	REAR GATE LOCK.....I-10	STARTING MOTOR.....F-2	WIRING HARNESS.....F-1
FRONT AXLE.....D-5	FRONT LAMP.....F-8	INTERIOR MIRM.....J-3	REAR LAMP.....F-9	SLEEPING LINK.....D-8	

FIG. 36

E - 2

FIG. 36 (E-2) DIFFERENTIAL GEAR



REF. NO.	PART NO.	DESCRIPTION	Q'TY	REMARKS
1-1	27331-75101	PINION, differential	2	MT
1-2	27331-78130	PINION, differential	2	AT
2	27341-75100	GEAR, differential side	2	
3	27351-79401	SHAFT, pinion	1	
4	09202-09016	PIB	1	
5	08211-15261	THRUST WASHER	2	
6-1	08221-25356	WASHER (T.I.O.)	0-2	
6-2	08211-25331	WASHER (T.I.O.)	0-2	
6-3	09160-29026	WASHER (T.I.O.)	0-2	
7	27411-75101	CRSE, differential	1	
8-1	27511-78160	GEAR, final	1	MT
8-2	27511-78231	GEAR, final	1	AT
9	09103-10014	BOLT	8	
10	08143-62077	BEARING	2	
11-1	09283-35022	SEAL, oil	2	MT
11-2	09283-35019	SEAL, oil	2	AT
12	09300-72007	O RING	2	
13	09361-24001	SNAP RING	2	

9540T E24

5540T E24

AIR CLEANER.....C-2	CRANKSHAFT.....B-8	GEAR SHIFT CONTROL.....E-3	OIL PUMP AND OIL PAN (AT).....D-14	WATER INSE C-10
AT ASSY (AT).....D-8	CYLINDER BLOCK.....B-4	GEAR SHIFT FORK (MT).....D-6	RADIATOR.....C-9	WATER PUMP.....C-7
AT BASKET SET (AT).....D-9	CYLINDER HEAD.....B-3	INTAKE MANIFOLD.....B-11	SELECTOR LEVER (AT).....E-5	
AT PARKING BRAKE (AT).....D-13	DIFFERENTIAL GEAR.....E-2	LABEL.....C-13	TIMING PLY.....B-11	
CAM SHAFT AND VALVE.....B-9	EMISSION CONTROL.....C-11	MUFFLER.....C-7	TRANSMISSION (AT).....D-11	
CURB SET.....B-12	ENGINE GASKET SET.....R-2	OIL HOSE (AT).....D-15	TRANSMISSION (MT).....D-3	
CLUTCH (MT).....B-2	ENGINE MOUNTING.....B-6	OIL PAN.....B-5	TRANSMISSION CASE (AT).....D-6	
CONTROL CABLE.....C-3	FUEL PUMP.....C-5	OIL PUMP.....C-6	TRANSMISSION CASE (AT).....D-5	

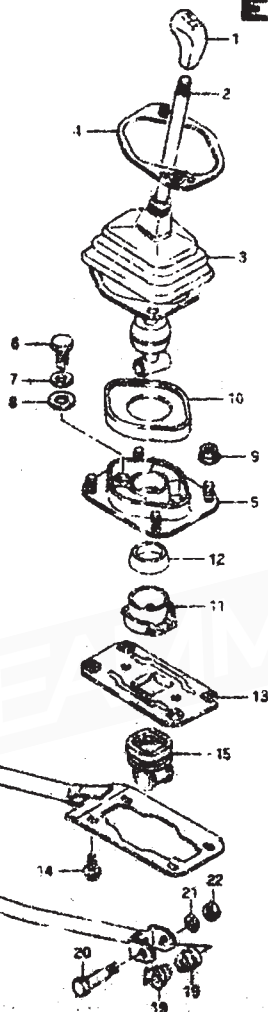
FIG. 37

E - 3 A2

FIG. 37 (E - 3) GEAR SHIFT CONTROL (MT)

QTY

REMARKS



REF. NO.	PART NO.	DESCRIPTION	QTY	REMARKS
1	28113-84000-281	KNOB	1	
2	28116-79003	LEVER, gear shift control	1	
3	28135-78700	BOOT, lever	1	
4	28145-78000	COVER, lever boot	1	
5	26180-78002	HOUSING, lever	1	
6	01107-10163	BOLT	2	
7	08721-21103	LOCK WASHER	2	
8	08322-11103	WASHER	2	
9	78316-16083	NUT	4	
10	28149-78000	COVER, housing dust seal	1	
11	28115-78140	SEAT, lever No.1	1	
12	28117-78107	SEAT, lever No.2	1	
13	28190-78142	PLATE, lever guide	1	
14	01537-06103	BOLT	4	
15	25274-78004	BOOT, shaft	1	
16	28250-78040	SHAFT, gear shift control	1	
17	28271-78000	JOINT, shaft	1	
18	07280-08009	O RING	2	
19	09705-03015	BUSH	2	
20	09111-06017	BOLT	3	
21	08321-21062	LOCK WASHER	3	
22	08310-11063	NUT	3	
23	21260-78001	PLD, extension	1	
24	28249-78006	SEAL, extension rod dust	2	
25	09160-10076	WASHER (10.2x27x1.6)	1	
26	07021-21123	LOCK WASHER	1	
27	08310-12503	NUT	1	

3540T E24

3540T E24

AIR CLEANER	C-2	CRANKSHAFT	B-8	GEAR SHIFT CONTROL	E-3	OIL PUMP AND OIL PAN (AT)	D-14	STEERING HOSE	E-10
AT ASSY (AT)	F-8	CYLINDER BLOCK	B-4	GEAR SHIFT FORK (MT)	D-5	REACTOR	C-8	WATER PUMP	C-7
AT BASKET SET (AT)	D-9	CYLINDER HEAD	B-3	INTAKE MANIFOLD	B-11	SELECTOR LEVER (AT)	E-5		
AT PARKING BRAKE (AT)	D-13	DIFFERENTIAL GEAR	F-2	LABEL	C-15	TIMING BELT	B-10		
CLAM SHUTT AND VALVE	B-9	ENGINE OIL CONTROL	D-11	PUFFLER	C-4	TRANSMISSION (AT)	D-11		
CONVERTER	B-12	ENGINE CABINET SET	B-2	OIL NOSE (AT)	D-15	TRANSMISSION (MT)	D-3		
CRANK (MT)	B-2	ENGINE MOUNTING	B-6	OIL PAN	B-3	TRANSMISSION CASE (AT)	D-10		
CRANK SHAFT	D-3	FUEL PUMP	D-3	OIL PUMP	C-6	TRANSMISSION CASE (MT)	D-9		

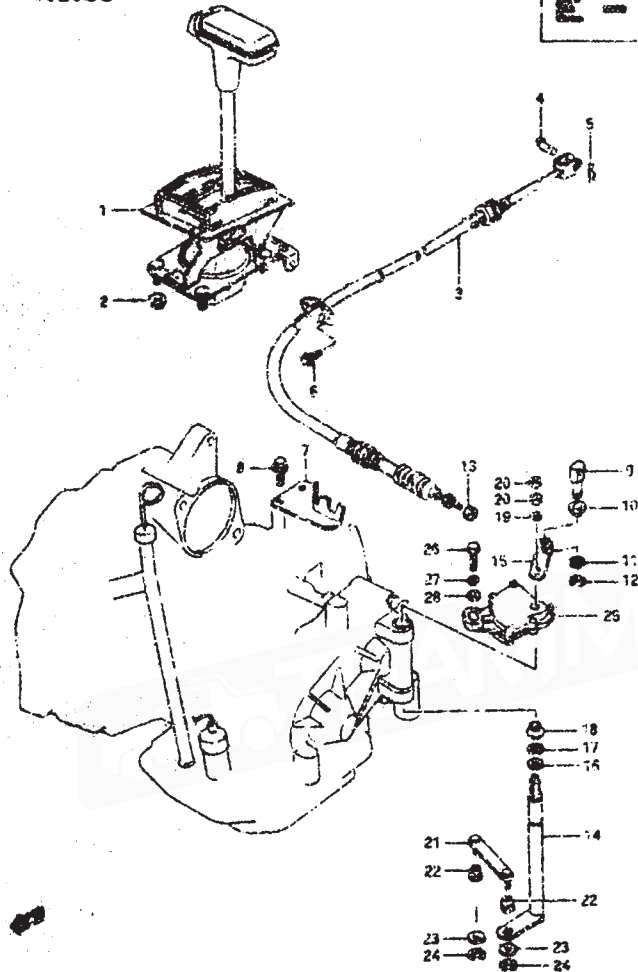
FIG. 38

E - 4

43

FIG. 38 (E - 4) GEAR SHIFT CONTROL (AT)

4717

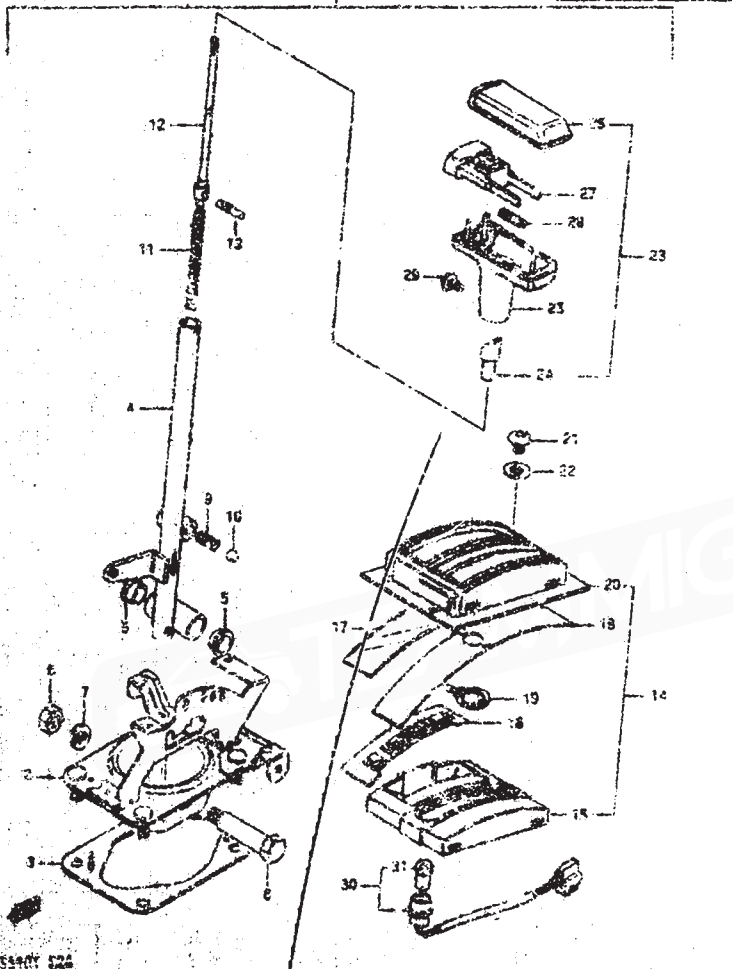


PART NO.	PART NO.	DESCRIPTION	QTY	REMARKS
1	28100-81031	SELECTOR ASSY, manual	1	
2	08119-16031	NUT	1	
3	28210-79133	CRIBLE ASSY, manual selector	1	
4	08200-08044	PIN	1	
5	08783-08101	SNAP PIN	1	
6	01317-05163	BOLT	2	
7	28221-79130	BRACKET, selector cable	1	
8	01317-08203	SECT	2	
9	28291-79232	JOINT, selector cable	1	
10	38505-48012	BUSH	1	
11	08332-11063	WASHER	1	
12	08332-11063	E RING	1	
13	08140-08017	NUT	1	
14	28220-78237	SHAFT, shift switch	1	
15	28340-78231	ARM, shift switch	1	
16	01166-12072	WASHER	2	
17	08332-11063	E RING	1	
18	28220-78230	ROOT, shift shaft	1	
19	08140-08092	WASHER	1	
20	08140-27092	NUT	2	
21	28310-78231	ROD, manual select	1	
22	08305-08001	BUSH	2	
23	08332-21053	WASHER	2	
24	08332-11063	E RING	2	
25	37723-78101	SWITCH ASSY, shift	1	
26	01107-08356	BOLT	1	
27	08321-21056	LOCK WASHER	1	
28	08332-11066	WASHER	1	

S940T E24

S940T E24

AIR CLEANER	VC-2	DRUM SHAFT	B-8	GEAR SHIFT CONTROL	E-3	Oil Pump and Oil Pan (AT)	D-14	WATER ROSE	C-10
AT ASSY (AT)	D-6	CYLINDER BLOCK	B-4	GEAR SHIFT FORK (AT)	D-6	VALVE LIFTOR	C-9	WATER PUMP	F-7
AT BRACKET SET (AT)	B-9	CYLINDER HEAD	B-3	INTAKE SHAFT FOLD	B-11	SELECTOR LEVER (AT)	E-5		
AT PARKING BRAKE (AT)	D-13	DIFFERENTIAL GEAR	E-2	LABEL	D-13	TENSION BELT	B-19		
CAM SHAFT AND VALVE	B-3	MISSION CONTROL	D-11	MUFFLER	C-7	TRANSMISSION (AT)	D-11		
CRANKSHAFT	B-3	ENGINE COUPLER	D-11	OIL MISC (AT)	D-15	TRANSMISSION UNIT	D-3		
CLUTCH (AT)	D-12	ENGINE MOUNTING	B-2	OIL PAN	B-5	TRANSMISSION CASE (AT)	D-18		
CONTROL CABLE	D-5	FUEL PUMP	C-5	Oil Pump	D-6	TRANSMISSION CASE (MT)	C-3		



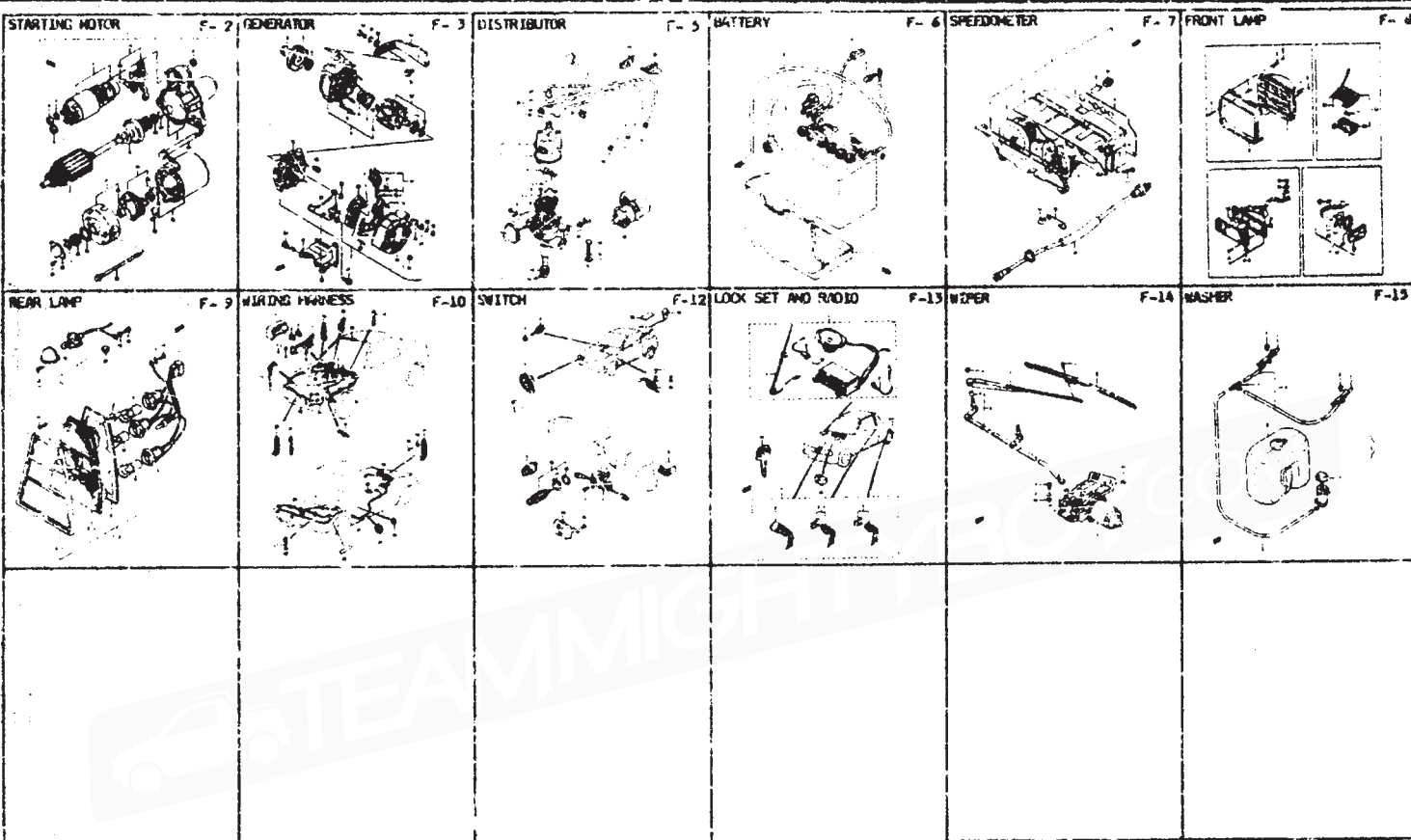
REF. NO.	PART NO.	DESCRIPTION	QTY	REMARKS
1	26102-76231	SELECTOR ASSY, manual	1	
2	26110-76232	..KNOB, selector lever	1	
3	26113-76230	..SCAT, knob	1	
4	26120-76234	..LEVER, selector	1	
5	09306-13009	..BUSH	2	
6	25132-76230	..SHIFT, selector lever	1	
7	08321-21103	..LOCK WASHER	1	
8	05410-12103	..NUT	2	
9	09840-07005	..SPRING	1	
10	05123-10706	..BALL	1	
11	07440-08008	..SPACER	1	
12	26100-76233	..RND, cement pin sleeve	2	
13	26111-76231	..PIN, output	1	
14	26102-76233	..PROF-TR ASSY, select	1	
15	26461-76231	..COVER, indicator upper	1	
16	26162-76231	..PLATE, select position	1	
17	26165-76231	..COVER, select position plate	1	
18	26164-76231	..COVER, selector lever plate	1	
19	26166-76230	..PLATE, indicator	1	
20	26164-76230	..COVER, indicator lower	1	
21	02117-09066	..SCREW	2	
22	5632-21066	..WASHER	2	
23	26103-76233	..KNOB ASSY, selector lever	1	
24	26150-76231	..GASKET, output selector ass	1	
25	26161-76233	..KNOB, selector lever lower	1	
26	26171-76231	..KNOB, selector lever upper	1	
27	24891-70231	..BUTTN, output column	1	
28	04440-07017	..SPACER	1	
29	02142-09066	..SCREW	1	
30	36360-04570	..LAMP ASSY, illumination	1	
31	09001-12004	..BULB (12V,1.7W)	1	

SECRET 524

SECRET 524

AIR CLEANER.....D-2	GRANDSHIFT.....E-8	GEAR SHIFT CONTROL.....E-5	OIL PUMP AND OIL PAN (AT).....D-14	WATER PUMP.....D-10
AT ACC. INT.....D-8	CYLINDER BLOCK.....B-4	GEAR SHIFT FORK (AT).....D-6	RADIATOR.....C-8	WHEEL TRAP.....F-7
AT GASKET SET (AT).....D-9	CYLINDER HEAD.....B-3	INTAKE MANIFOLD.....B-11	SELECTOR LEVER (AT).....E-5	
AT PARKING BRAKE (AT).....D-13	DIFFERENTIAL CASE.....E-2	LABEL.....C-13	TENSION BELT.....B-19	
CRK. SHFT AND VALVE.....D-9	ENGINE COXING.....C-11	LAMP.....C-4	TRANSMISSION (AT).....B-11	
CRANKSHAFT.....D-12	ENGINE GASKET SET.....B-2	OIL AREA (AT).....D-13	TRANSMISSION (MT).....D-3	
CRANK INT.....D-9	ENGINE HOUSING.....B-6	OIL PAN.....D-5	TRANSFER CASE (MT).....D-10	
CRANK SHAFT.....D-9	FUEL PUMP.....D-2	OIL PLUMB.....C-8	TRANSFER CASE (AT).....D-4	

PART NO.	ADDRESS NO.	PART NO.	ADDRESS NO.	PART NO.	ADDRESS NO.	PART NO.	ADDRESS NO.	PART NO.	ADDRESS NO.	PART NO.	ADDRESS NO.
76241-81000-281	J-3	78682-81100	J-9	84534-81020	J-8	88153-79000	I-13	81107-06128	H-7	81107-06653	B-6
76275-81111-62A	J-3	78633-81100	J-5	84571-81110	J-3	87170-78000	I-13	01107-06163	B-3	01304-06708	B-4
76411-81180	J-3	78436-81100	J-5	84611-81000	J-4	88190-78000	I-13		D-14	01411-08253	F-1
76413-81100	J-3	78453-81100	J-5	84673-81130	J-3	88193-75000	I-13	01107-06166	H-3		C-4
76431-81100	I-7	78660-81100	J-4	84641-81000	J-7	88194-79000	I-13		H-6	01411-10303	C-4
76432-81100	I-7	78661-81100	J-5	84642-81000	J-7	88195-90000	I-13		I-6	01421-06506	B-14
76436-81100	I-7	78662-81100	J-5	84701-81080-281	J-7	86200-78000	I-13		I-8	01421-19403	B-4
76437-81130	I-7	78671-81100	J-5	84702-81080-281	J-7	86591-78000-281	I-12		I-9	01517-06106	B-4
76438-81110	I-7	78710-78000	J-8	84703-81000	J-6	86641-78000	I-12		J-10		C-4
77400-70811	F-13	78811-78400	J-8	84732-81000-281	J-7	88711-78002	I-13		X-12		C-3
77400-70831	J-9	78991-78000	J-8	84737-81000-281	J-7	89101-81010	J-10	01107-06206	G-10		F-7
	F-13	79761-81210	G-4	84800-81870-399	J-6	89210-81140	J-10	01107-06208	H-3		I-2
	J-9	79811-78000	I-4	84901-81030-382	J-13	89230-81140	J-10	01107-06296	H-3		I-3
77462-78661	F-13			85101-81060-7HM	J-12	89241-81000	J-10		J-6	01517-06123	C-3
77461-78000	J-11			85102-81060-7HM	J-12	89242-81146	J-10	01107-06258	I-11		H-6
77591-73000	J-9			85210-81000	J-12	89260-82100	J-11	01107-06406	D-14	01517-06163	C-2
77610-81000-186	J-4			85211-84100-281	J-12	89264-82000	J-11		H-3		B-15
77616-81000-291	J-4			85221-84000-281	J-12	89281-81140	J-10	01107-06454	D-14		E-4
77620-81000-160	J-4	80000		85301-81040-7HM	J-12	89285-81000	J-10	01107-08124	F-12	01517-06166	H-4
77620-81000-291	J-4			85302-81040-7HM	J-12	89411-81100	J-11	01107-08163	D-2	01517-06203	B-8
77680-81110-60K	J-4	81730-81000	J-8	85319-81000	J-12	89810-81001-10C	I-11	01107-08166	J-4		C-10
77680-81110-75C	J-4	81740-81000	J-8	85427-78000	J-11	89831-81000	I-11		J-12		B-7
77680-81110-60Y	J-4	82110-82000	I-4	85428-78001	C-11			01137-08203	B-2	01517-06253	B-8
77680-81110-75E	J-4	82120-81000	I-4		C-12			01107-08206	B-7	01517-06303	C-4
77613-80010-23K	J-4	82130-81000	I-4		J-11				I-6		C-7
77613-80010-23M	J-4	82140-81000	I-4	85451-73100	C-11				J-10	01517-06253	C-6
77621-81101	I-8	82191-82000	I-4		C-12			01107-08208	J-7	01517-06808	I-13
77651-81000	J-4	82201-81010	J-9	85710-81000	J-12			01107-08253	C-4	01517-08126	I-8
78110-78000	J-9	82202-81010	J-9	85721-84000-281	J-12	90000			F-4	01517-08163	B-10
78111-81100-893	J-4	82210-80102	J-9	85800-64830	F-13				G-8	01517-08166	C-7
78121-81100-896	J-4	82820-80102	J-7			99600-73371	J-2	01107-08251	C-7	01517-08203	B-6
78199-78000	J-9	82891-80100	J-9	86141-78000	J-5	99000-73441	J-2	01107-08303	C-4		B-7
78241-63002	J-9	82991-84000	J-9	86211-80300-281	J-5			01107-08306	G-7		E-4
78440-78000-281	J-5	83110-81000-281	J-9	86401-81110-42F	J-12			01107-08356	E-6		F-4
78463-78000	J-8	83130-81000-281	J-9	86610-81000	J-12			01107-08403	D-10	01517-08253	B-3
78471-77000-281	J-9	83661-81010	J-8	86630-81000	J-12			01107-08408	J-10		B-11
78472-78000-281	J-8	83710-81001-62A	I-7	86810-81000	C-12			01107-08503	D-10		C-10
78481-79000-281	J-9	83720-81001-62A	J-7	86932-73060	C-13			01107-08140	E-3	01517-08256	F-3
78501-78001	J-1	83811-81020	J-8	88100-78000	I-13			01107-10166	J-2	01517-08353	C-4
78502-78001	J-8	83821-81020	J-8	88111-78000	I-13			01107-10203	B-6		C-3
78640-81100	J-5	83850-81010	J-4	88112-78000	I-13	01107-06106	G-8		B-7		B-2
78620-81900	J-5	83860-81010	J-8	88119-79000	I-13	01107-06108	H-5	01107-10253	B-6	01517-08356	F-3
78630-81000	J-3	83911-81000	J-7	88120-78000	I-13	01107-06126	D-14		G-2	01517-08406	B-10
78630-81100	J-4	84311-81120	I-6	88140-78000	I-13	01107-06126	F-14	01107-10256	I-2	01334-08123	C-4
78631-81100	J-5	84331-81020	J-8	88150-78001	I-13			01107-10306	I-2		H-6



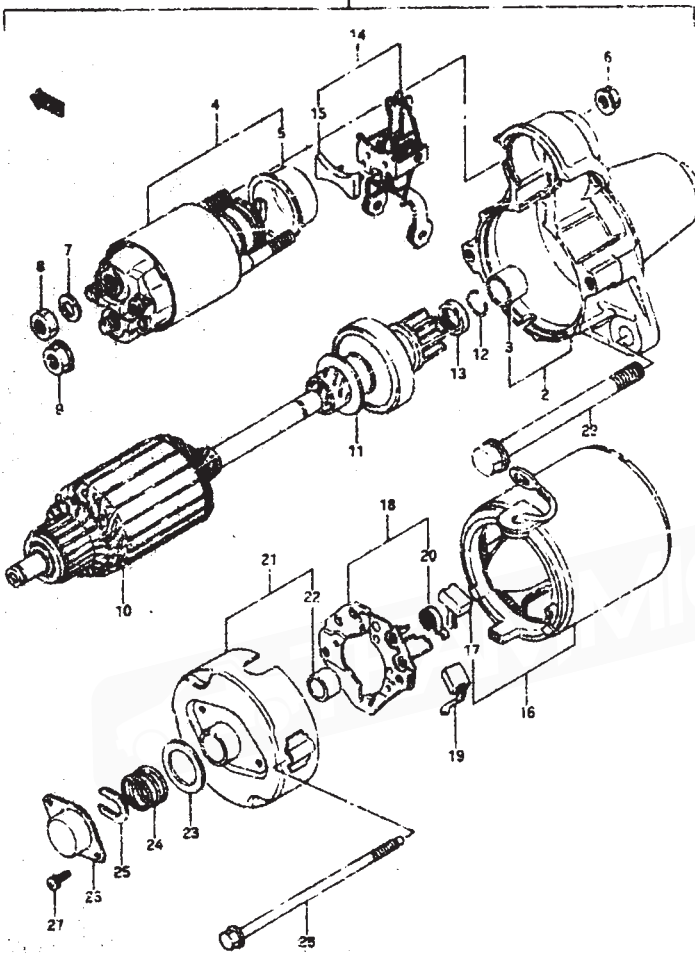
AIR CLEANER.....C-2	CRANKSHAFT.....B-8	GEAR SHIFT CONTROL.....E-3	OIL PUMP AND OIL PAN (AT).....D-14	WATER HOSE.....C-10
AT ASSY (AT).....D-8	CYLINDER BLOCK.....B-4	GEAR SHIFT FORK (MT).....E-6	RADIATOR.....C-8	WATER PUMP.....C-7
AT CASKET SET (AT).....D-9	CYLINDER HEAD.....B-3	INTAKE MANIFOLD.....E-11	SELECTOR LEVER (AT).....E-9	
AT PARKING BRAKE (AT).....D-13	DIFFERENTIAL GEAR.....E-2	LABEL.....C-13	TRIM BELT.....D-11	
CAM SHAFT AND VALVE.....B-9	EMISSION CONTROL.....C-11	MUFFLER.....C-4	TRANSMISSION (AT).....D-11	
CARBURETOR.....B-12	ENGINE GASKET SET.....B-2	OIL NOSE (AT).....D-15	TRANSMISSION (MT).....D-3	
CLUTCH (MT).....D-2	ENGINE MOUNTING.....B-6	OIL PAN.....B-5	TRANSMISSION CASE (AT).....D-10	
CONTROL CABLE.....C-3	FUEL PUMP.....C-5	OIL PLANT.....C-6	TRANSMISSION CASE (MT).....D-9	

BATTERY.....F-6	FRONT BODY PANEL.....F-2	FRONT SEAT.....J-12	LOCK SET AND RADIO.....F-13	REAR SUSPENSION.....G-3	STEERING WHEEL.....G-7
BEAR. & SUCTOR CYLINDER.....H-2	FRONT BUMPER.....I-8	FRONT SUSPENSION.....G-2	PARKING BRAKE.....H-6	REAR WHEEL BRAKE.....H-5	STRIPE TAPE AND HUD FLAP.....J-4
BRAKE PIPING.....H-3	FRONT DOOR GLASS.....J-3	FRONT WHEEL BRAKE.....H-4	PEDAL.....C-10	ROAD WHEEL AND TIRE.....H-4	SWITCH.....F-12
CAR MOUNTERS.....I-13	FRONT DOOR LOCK.....J-5	FRONT WINDOW.....J-6	REAR AXLE.....G-6	SEAT BELT.....J-13	VENTILATOR.....J-12
DECK RAIL PIV.....J-5	FRONT DOOR PANEL.....J-7	FUEL TANK.....J-10	REAR BODY PANEL.....I-5	SHOE BODY PANEL.....J-15	WASHER.....F-15
DISTRIBUTOR.....F-5	FRONT FENDER.....I-5	GENERATOR.....F-3	REAR BUMPER.....I-9	SPEEDOMETER.....F-7	WIPER.....F-14
FLOOR MAT.....J-2	FRONT HOOD PANEL.....I-3	INSTRUMENT PANEL.....I-11	REAR GATE LOCK.....I-10	STARTING MOTOR.....F-2	WIRING HARNESS.....F-10
FRONT WHEEL.....G-5	FRONT LAMP.....F-8	INTERIOR TRIM.....J-3	REAR LAMP.....F-9	STEERING LINK.....G-8	

FIG. 40

F - 2

FIG. 40 (F - 2) STARTING MOTOR



REF NO.	PART NO	DESCRIPTION	QTY	REMARKS
1-1	31100-81310	MOTOR ASSY, starting	1	MT
1-2	31100-84110	MOTOR ASSY, starting	1	AT
2-1	31151-78021	HOUSING, motor drive	1	MT
2-2	31151-78211	HOUSING, motor drive	1	AT
3	31152-79010	BRUSH	1	
4	31220-84010	SWITCH ASSY	1	
5	31221-78310	COVER	1	
6	31255-78210	NUT	2	
7	08321-21066	LOCK WASHER	1	
8	08510-12086	NUT	1	
9	31266-78221	NUT	1	
10	31311-79620	ARMATURE	1	
11	31320-79620	CLUTCH ASSY	1	
12	31312-79010	RING, snap	1	
13	31313-79010	COLLAR	1	
14	31191-79010	LEVER, pinion drive	1	
15	31254-79010	SEAL, switch	1	
16	31110-79010	YOKE ASSY	1	
17	31191-78221	BRUSH	1	
18	31173-79010	HOLDER ASSY, brush	1	
19	31131-79010	BRUSH	1	
20	31135-79010	SPRING, brush	2	
21	31170-78021	HOUSING, commutator end	1	
22	31172-79010	BRUSH	1	
23	31264-78310	GASKET	1	
24	31371-78310	SPRING	1	
25	31372-79010	PLATE	1	
26	31114-79010	CAP, end	1	
27	31136-78310	SCREW	2	
28	31281-79010	BOLT	2	
29	09103-08024	BOLT	2	

SS40T E24

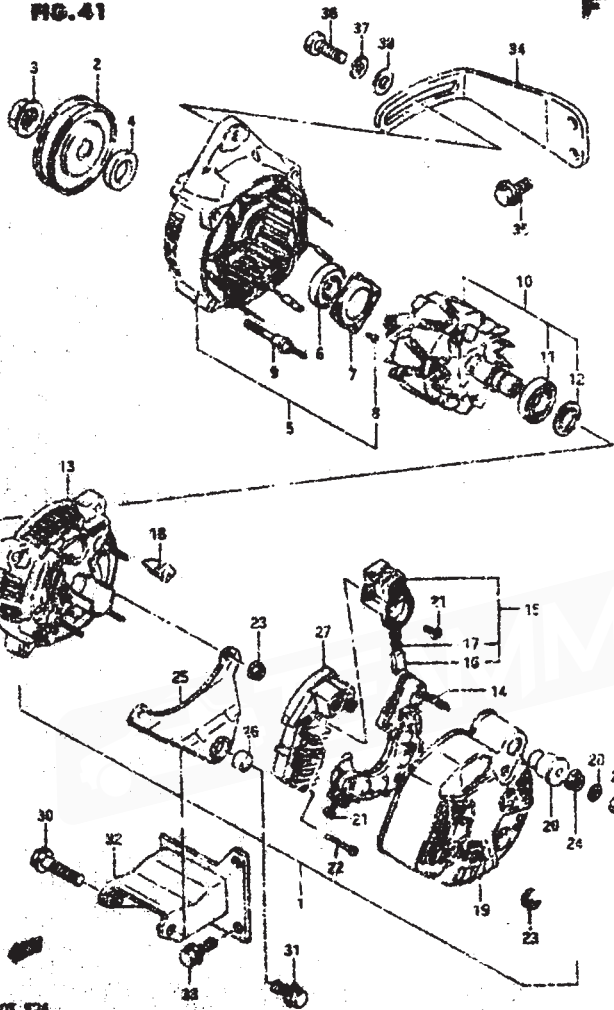
SS40T E24

BATTERY.....	F-6	FRON. BODY PANEL.....	1-2	FRONT SEAT.....	J-12	LOCK SET AND RADIO.....	F-13	REAR SUSPENSION.....	G-3	STEERING WHEEL.....	G-7
BRAKE MASTER CYLINDER.....	H-2	FRONT BUMPER.....	H-8	FRONT SUSPENSION.....	G-2	PARKING BRAKE.....	H-6	REAR WHEEL BRAKE.....	H-5	STRIPE TAPE AND MUD FLAP.....	J-4
BRAKE PIPES.....	H-3	FRONT DOOR GLASS.....	H-8	FRONT WHEEL BRAKE.....	H-4	PEDAL.....	G-10	REAR WHEEL AND TIRE.....	G-4	SWITCH.....	F-12
CAR HEATER.....	I-13	FRONT DOOR LOCK.....	J-9	FRONT WINDOW.....	H-6	REAR AXLE.....	G-8	SEAT BELT.....	J-13	VENTILATOR.....	H-12
DECK RAIL PIPE.....	J-5	FRONT FLOOR.....	J-7	FUEL TANK.....	I-10	REAR BODY PANEL.....	I-8	SIDE BODY PANEL.....	I-7	WASHER.....	F-15
DISTRIBUTOR.....	F-5	FRONT HOOD.....	I-3	GENERATOR.....	F-3	REAR BUMPER.....	I-9	SPEED METER.....	F-7	WIRER.....	F-13
FLOOR MAT.....	J-7	FRONT HOOD PANEL.....	J-3	INSTRUMENT PANEL.....	I-11	REAR GATE LOCK.....	I-10	STARTING MOTOR.....	F-2	WIRING HARNESS.....	F-10
FRONT AXLE.....	G-5	FRONT LAMP.....	F-8	INTERIOR TRIM.....	J-3	REAR LAMP.....	F-9	STEERING P.M.K.....	G-8		

FIG. 41

F - 3 46

FIG. 41 (F - 3) GENERATOR



PART NO.	DESCRIPTION	Q'TY	REMARKS
1	31403-89510	1	GENERATOR ASSY
2	31171-85510	1	..PALLEY
3	31 75-82610	1	..NUT
4	31792-89610	1	..SPACER
5	31580-85510	1	..FRAME ASSY, drive end
6	31582-82610	1	..BEARING, drive end
7	31585-82610	1	..STAINER, bearing
8	31586-82610	4	..SCREW
9	31587-82610	1	..BOLT
10	31710-82610	1	..ROTOR ASSY
11	31612-82610	1	..BEARING
12	31613-82610	1	..COVER, bearing
13	31611-85510	1	..FRAME, end rear
14	31621-85510	1	..RECTIFIER
15	31600-7811	1	..MAGNET ASSY
16	31671-82610	2	..BRUSH
17	31635-82610	2	..SPRING, brush
18	31621-82610	4	..WIRE, brush, terminal
19	31611-85510	1	..COVER, end rear
20	31514-85510	1	..WASH, terminal
21	31516-82610	7	..SCREW
22	31517-82610	2	..SCREW
23	08310-11066	7	..NUT
24	08310-11066	1	..NUT
25	31613-82610	1	..STAY
26	31516-82610	1	..BUSH, stay
27	32500-89510	1	..STATOR ASSY, generator
28	08321-31067	1	..LOCK WASHER
29	08310-11066	1	..NUT
30	08317-08156	1	..BOLT
31	08317-08256	1	..BOLT

95407 E24

95407 E24

BATTERY.....	5	FRONT BODY PANEL.....	1-2	FRONT SEAT.....	1-1	LOCK SET AND ROD.....	1-1	REAR BUMPER.....	1-1	STEERING WHEEL.....	1-1
DRIVE PISTON CYLINDER.....	1-2	FRONT BUMPER.....	1-8	FRONT SUSPENSION.....	1-3	PARKING BRAKE.....	1-4	REAR WHEEL SPACER.....	1-4	STRIP TAPE AND MUD FLAP.....	1-4
BRAKE PIPING.....	1-3	FRONT DOOR LASS.....	1-6	FRONT WHEEL BRAKE.....	1-3	PEDAL.....	1-5	REAR WHEEL AND TIRE.....	1-4	SWITCH.....	1-10
CAR SEATER.....	1-4	FRONT DOOR LOCK.....	1-7	FRONT WHEEL.....	1-6	REAR AXLE.....	1-6	SEAT BELT.....	1-1	VENTILATOR.....	1-12
CRACK PALS PIPE.....	1-5	FRONT REAR PANEL.....	1-7	FUEL TANK.....	1-10	REAR BODY PANEL.....	1-6	SIDE DOOR PANEL.....	1-2	WASHER.....	1-15
CRACK MOTOR.....	1-5	FRONT FENDER.....	1-8	GENERATOR.....	1-1	REAR BUMPER.....	1-1	SPRINTMASTER.....	1-2	WIPER.....	1-14
FLICK PALS.....	1-5	FRONT FORD PANEL.....	1-5	INCUBATOR PANEL.....	1-1	REAR BUMPER LOCK.....	1-1	STARTING MOTOR.....	1-1	WIPER.....	1-14
FRONT AXLE.....	1-6	FRONT LAMP.....	1-9	INFERIOR CRIP.....	1-5	REAR LAMP.....	1-9	STEERING LINK.....	1-6	WIPER.....	1-14

FIG. 41

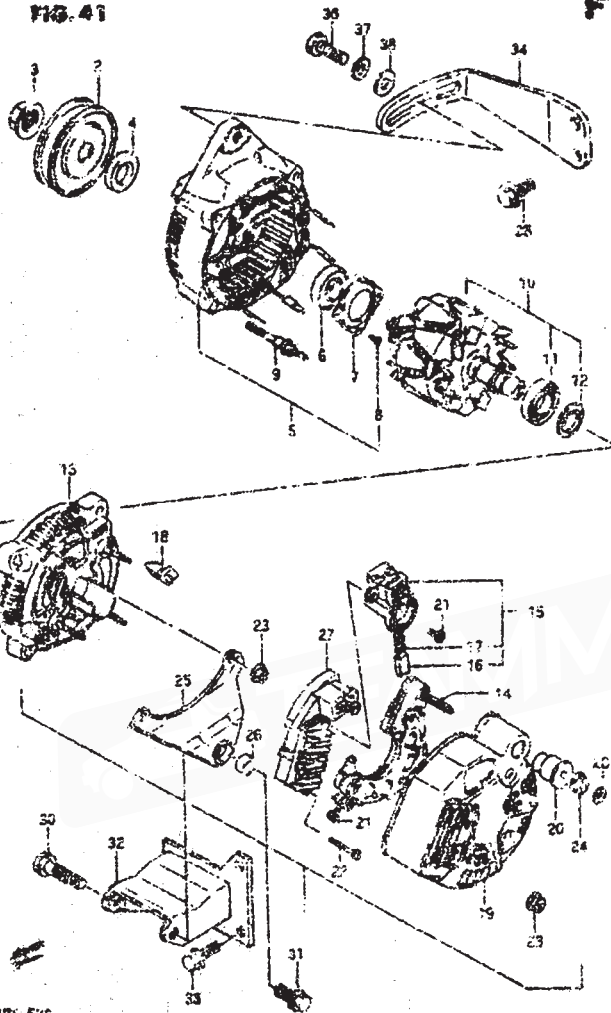


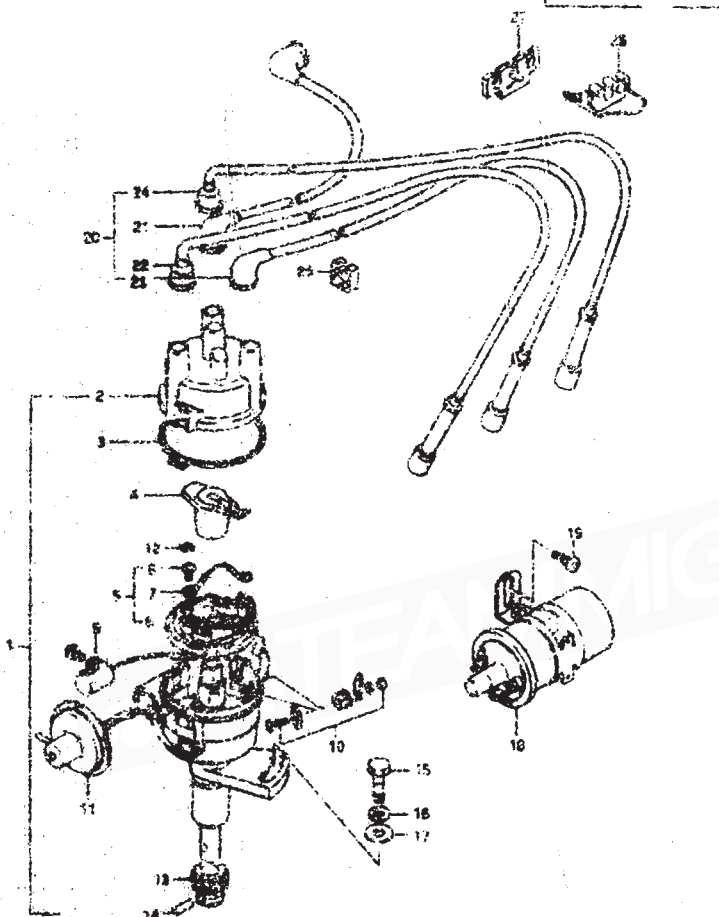
FIG. 41 (F-4) GENERATOR

REF. NO.	PART NO.	DESCRIPTION	Q'TY	REMARKS
32	17910-1001	MAGNET, generator	1	
33	G-527-08163	BOLT	1	
34	17-21-04200	WREN, adjuster	1	
35	01517-01200	BOLT	2	
36	01107-00759	BOLT	1	
37	00721-24823	LOCK WASHER	1	
38	00140-08030	WASHER (8.2x28x5.2)	1	

SC801 E26

SE801 E24

BATTERY	F-6	FRONT BODY PANEL	1-2	FRONT SEAT	J-12	LOCK SET AND RACK	F-13	REAR SUSPENSION	G-5	STEERING WHEEL	G-7
BRAKE MASTER CYLINDER	H-2	FRONT NUMBER	1-8	FRONT SUSPENSION	G-2	PARKING BRAKE	H-8	REAR WHEEL BRAKE	H-9	STRIPES TAPE AND MUD FLAP	J-4
BRAKE PUMP	H-3	FRONT DOWN CLASS	1-8	FRONT WHEEL BRAKE	H-1	PEDAL	G-10	SPRING	F-12	VENTILATOR	F-12
CAR HEATER	J-13	FRONT DOOR LOCK	1-2	FRONT WINDOW	J-6	REAR AXLE	G-6	SEAT BELT	F-11	WIPER	F-14
CHECK & SL. PUMP	1-8	FRONT FLOOR PANEL	1-7	FUEL TANK	1-10	REAR BODY PANEL	1-8	SLICE BODY PANEL	F-7	WIPER	F-14
DISTRIBUTOR	F-3	FRONT FENDER	1-5	GENERATOR	F-3	REAR BUMPER	1-5	SPEEDOMETER	F-7	WIPER	F-14
FLOR MAT	J-2	FRONT HORN PANEL	1-6	INTERIOR PANEL	1-6	REAR GATE LOCK	1-10	STARTING MOTOR	F-2	WIPER	F-14
FRONT AXLE	G-5	FRONT LAMP	F-6	INTERIOR TRIM	J-3	REAR LAMP	F-9	STRIPPING LINK	G-9	WIPER	F-14



REF. NO.	PART NO.	DESCRIPTION	QTY.
1	33128-78210	DISTRIBUTOR ASSY	1
2	33221-78210	SNP	1
3	33128-78210	SEAL, packing	1
4	33210-73010	ROTOR ASSY	1
5	33122-73110	WASHER ASSY	1
6	33140-74010	POINT ASSY	1
7	33341-76410	LEAD WIRE, ground	1
8	33151-72411	SCREW, pin	2
9	33361-74100	WASHER	1
10	33210-73010	TERMINAL ASSY	1
11	33230-76210	DISTRIBUTOR ASSY, vacuum	1
12	33235-76210	JE ADG	1
13	33267-70110	GEAR	1
14	33266-70010	PLW	1
15	08105-81150	ROTOR (B-30)	1
16	08721-21184	LOCK WASHER	1
17	08740-08100	WASHER (S. 2x2x3.0)	1
18	33410-84010	COIL ASSY, ignition	1
19	02143-06123	SCREW	2
20	33700-81070	CORD ASSY, high tension	1
21	33710-81010	CORD, high tension No. 1	1
22	33720-81070	CORD, high tension No. 2	1
23	33740-81070	CORD, high tension No. 3	1
24	33750-81070	CORD, high tension No. 4	1
25	33482-81070	CLAMP	1
26	33602-81010	CLAMP	1
27	33981-83000	BRD	1

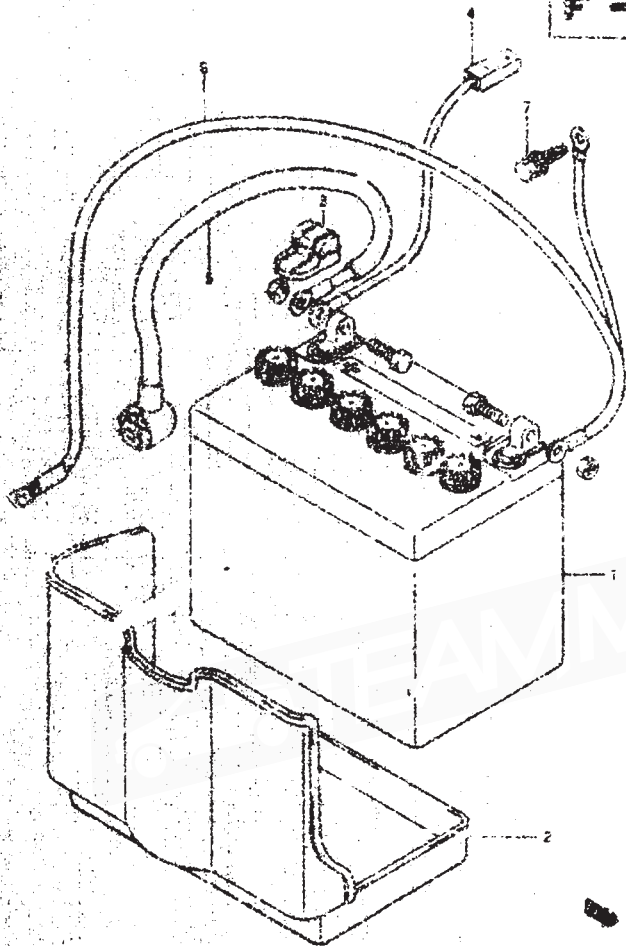
25-CBT 224

25-CBT 224

DIFFERENTIAL	1-6	FRONT BODY PANEL	1-7	FRONT SEAT	1-12	LOCK RET AND OAD10	1-15	REAR SUSPENSION	1-3	STEERING WHEEL	6-7
DRIVE SHAFT CYLINDER-H/C	1-8	FRONT BUMPER	1-8	FRONT SUSPENSION	1-12	PARKING BRAKE	1-8	REAR WHEEL BRAKE	1-8	STRIP TAP AND HEAD FLAP	1-4
ENGINE PIPING	1-9	FRONT DOOR GLASS	1-8	FRONT WHEEL BRAKE	1-4	PIEDAL	1-8	REAR WHEEL AND TIRE	1-4	SWITCH	1-12
IGN. WIRE	1-13	FRONT LOCK LOCK	1-9	FRONT WHEELS	1-4	REAR AXLE	1-8	SHAFT	1-3	WASHER	1-12
ENGINE OIL PIPE	1-9	FRONT LOCK PANEL	1-9	FUEL TANK	1-10	REAR BODY PANEL	1-8	SIDE BODY PANEL	1-7	WASHER	1-12
DISTRIBUTOR	1-5	FRONT MIRROR	1-5	INSTRUMENTS	1-11	REAR BUMPER	1-8	REAR BODY PANEL	1-7	WASHER	1-12
FRONT BODY	1-2	FRONT HOOD PANEL	1-5	INSTRUMENT PANEL	1-11	REAR CHINE LOCK	1-10	REAR CHINE LOCK	1-10	WASHER	1-12
FRONT DOOR	1-5	FRONT LAMP	1-5	INSTRUMENT TRIM	1-11	REAR LAMP	1-7	REAR CHINE LOCK	1-10	WASHER	1-12
FRONT DOOR	1-5							REAR CHINE LOCK	1-10	WASHER	1-12

F - 3

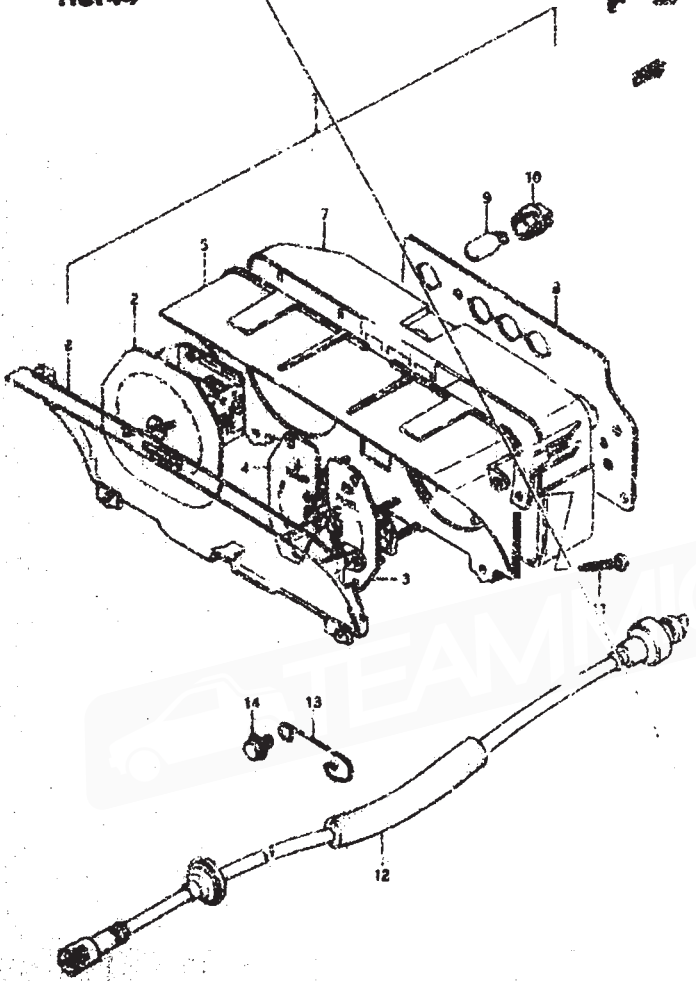
FIG. 43 (F-3) BATTERY



REF. NO.	PART NO.	DESCRIPTION	QTY	REMARKS
4	33410-71920	BATTERY (12V, 26A-H)	1	
4	33460-78000	TRAY, BATTERY	1	
5	35413-78300	REGULATOR, terminal	1	
5	56740-80200	LINK ASSY, fusible	1	
5	58810-34000	CABLE, starting power	1	
6-1	13450-79012	CABLE, ground	1	NT
6-2	33050-81000	CABLE, ground	1	AT
7	08113-03601	M.U.T.	1	

35-437734

STEERING WHEEL.....F-7	STEERING WHEEL.....F-7	REAR SUSPENSION.....G-3	REAR SUSPENSION.....G-3	STEERING WHEEL.....F-7
STRIPES TAPS AND MUD FLAP.....J-4	STRIPES TAPS AND MUD FLAP.....J-4	NEAR WHEEL BRAKE.....H-5	NEAR WHEEL BRAKE.....H-5	STRIPES TAPS AND MUD FLAP.....J-4
SWAY BELT.....J-13	SWAY BELT.....J-13	ROCK WHEEL AND TYRE.....G-4	ROCK WHEEL AND TYRE.....G-4	SWAY BELT.....J-13
TEMPERATURE.....F-15	TEMPERATURE.....F-15	SEAT BELT.....J-13	SEAT BELT.....J-13	TEMPERATURE.....F-15
TIRE.....F-12	TIRE.....F-12	SIDE WIND PANEL.....I-7	SIDE WIND PANEL.....I-7	TIRE.....F-12
WATER.....F-10	WATER.....F-10	WINDSHIELD.....F-7	WINDSHIELD.....F-7	WATER.....F-10
WIRING HOODNESS.....F-10	WIRING HOODNESS.....F-10	WIRING HOODNESS.....F-10	WIRING HOODNESS.....F-10	WIRING HOODNESS.....F-10
WIRING HOODNESS.....F-10	WIRING HOODNESS.....F-10	WIRING HOODNESS.....F-10	WIRING HOODNESS.....F-10	WIRING HOODNESS.....F-10



REF. NO.	PART NO.	DESCRIPTION	QTY	REMARKS
1-1	34100-81130	SPEEDOMETER ASSEMBLY	1	MT
1-2	34100-81140	SPEEDOMETER BODY	1	MT
2-1	34120-81130	BODY PART, speedometer	1	MT
2-2	34120-81140	BODY PART, speedometer	1	MT
3	34330-78000	BODY ASSEMBLY, fuel motor	1	
4	34460-79021	BODY ASSEMBLY, transmitter	1	
5	34111-79040	NEEDLE	1	
6	34112-79050	GLASS	1	
7	34137-79030	BEZEL	1	
8	34152-79006	PLATE, motor drive	1	
9	16971-13700	GEAR (17/32)	10	
10	34175-64010	SPIDER	10	
11	0M42-04209	SCREW	9	
12	34810-78001	CRANK ASSEMBLY, speedometer	1	
13	34613-12401	CLAMP	1	
14	01317-06101	BOLT	1	

35407 E24

35407 E21

BATTERY.....	1-4	FRONT BODY PANEL.....	1-7	FRONT SEAT.....	1-12	LOCK SET AND RADIO.....	1-13	REAR SUSPENSION.....	0-3	STEERING WHEEL.....	0-7
BRAKE MASTER CYLINDER.....	1-2	FRONT BUMPER.....	1-8	FRONT SUSPENSION.....	0-2	PARKING BRAKE.....	1-5	REAR WHEEL SHAFT.....	1-5	STRIPES TAPE AND MUD FLAP.....	1-4
BRAKE PIPING.....	1-10	FRONT DOOR SLABS.....	1-6	FRONT WHEEL BRAKE.....	1-4	PEDESTAL.....	0-10	REAR WHEEL AND TIRE.....	0-4	SWITCH.....	0-12
COR HEATER.....	1-13	FRONT BODY PANEL.....	1-7	FRONT WINDOW.....	1-6	REAR WHEEL.....	0-6	SEAT BELT.....	1-13	VEHICLE.....	1-12
REAR BALL JOINT.....	1-3	FRONT DOOR PANEL.....	1-7	FUEL TANK.....	1-10	REAR WHEEL.....	0-6	SEAT BELT.....	1-13	VEHICLE.....	1-12
DISINTEGRATOR.....	1-5	FRONT DOOR PANEL.....	1-7	GENERATOR.....	1-3	REAR BUMPER.....	1-9	SEAT BELT.....	1-13	VEHICLE.....	1-12
FLOOR MAT.....	1-5	FRONT DOOR PANEL.....	1-7	RESTRAINT PANEL.....	1-11	REAR WHEEL LOCK.....	1-10	SEATING MOTOR.....	1-7	WIPER.....	1-11
FRONT AXLE.....	0-5	FRONT LAMP.....	1-8	INTERIOR TRIM.....	1-5	REAR LAMP.....	1-9	STEERING LINK.....	0-8	WIPING PAPER.....	0-10

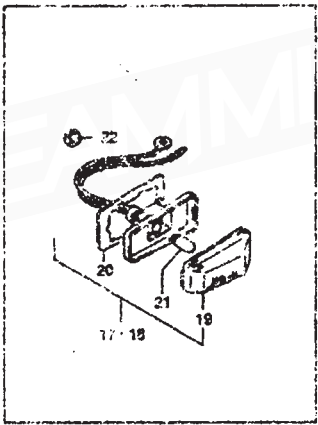
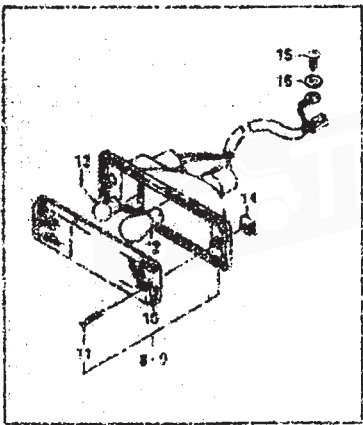
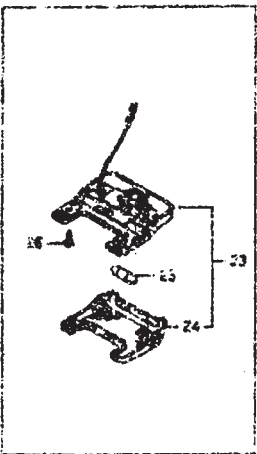
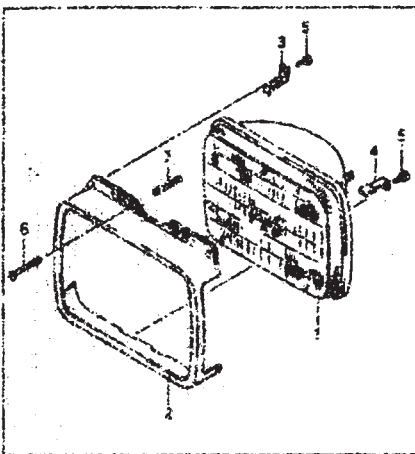
FIG. 43

F - 3

FIG. 45 (F-45) FRONT LAMP

QTY

REF. DES.

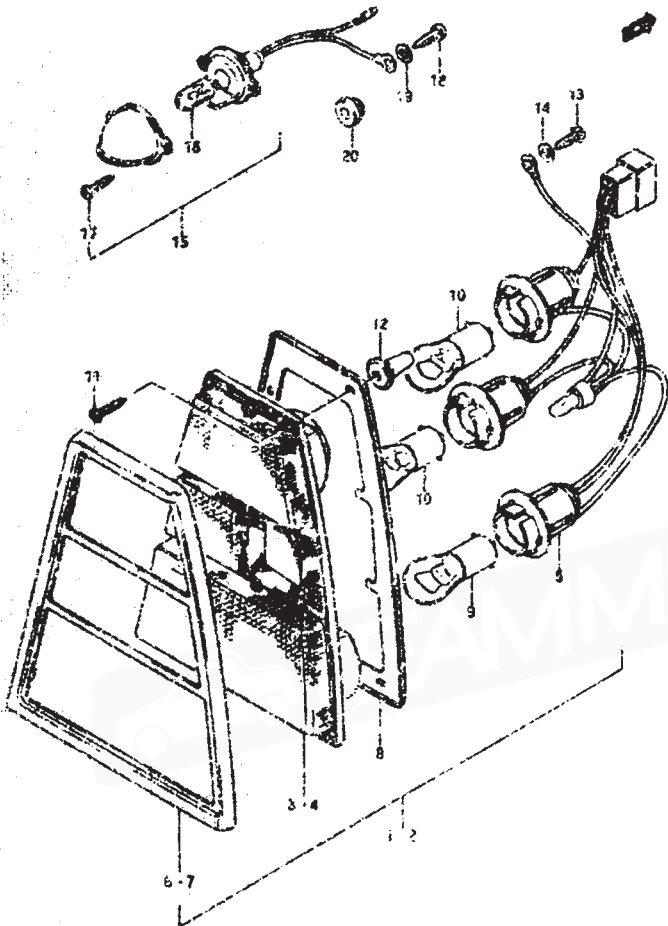


QTY	PART NO.	DESCRIPTION	QTY
1	35121-81010	UNIT, Road/Lamp	2
2	35131-81010	ARM	2
3	35136-81010	FLARE, No.1	4
4	35137-81010	PLATE, No.2	2
5	07212-04100	SCREW	6
6	35151-67000	SCREW, adjust	6
7	35156-67000	SPRING, adjust	6
8	35608-81000	LAMP ASSY, combination RH	1
9	35608-81000	LAMP ASSY, combination LH	1
10	35613-71010	LENS	2
11	00412-00200	SCREW	4
12	09471-12005	BULB (12V, 35W)	2
13	09471-12009	BULB (12V, 30W)	2
14	09136-04010	NUT	4
15	03111-04120	SCREW	7
16	03122-21050	WASHER	2
17	36410-70000	LAMP ASSY, side turn/signal RH	1
18	36420-70000	LAMP ASSY, side turn/signal LH	1
19	36412-70000	LENS	2
20	36413-70001	GRANULET	2
21	09471-12005	BULB (12V, 35W)	2
22	09308-09010	GRANULET	2
23	36210-70002	LAMP ASSY, cone	1
24	36212-70000	LENS	1
25	09471-12009	BULB (12V, 30W)	1
26	03141-03100	SCREW	2

35607 C24

35607 C24

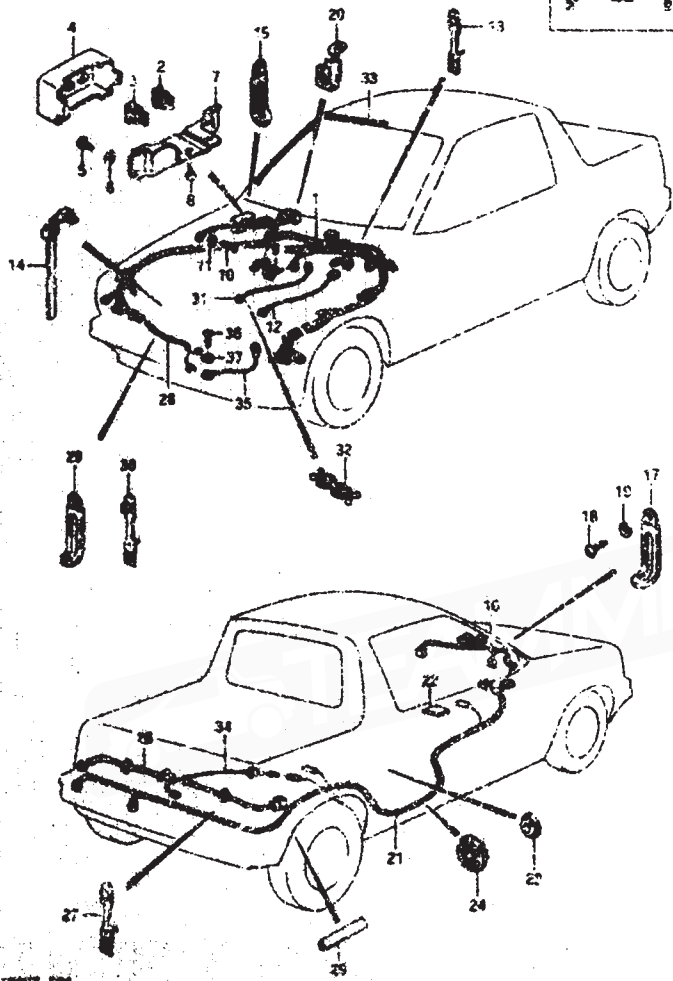
NAVY/TV	1-6	FRONT BODY PANEL	1-2	FRONT SEAT	2-12	LOCK SET AND RADIO	6-11	REAR SUSPENSION	8-9	STEERING WHEEL	6-7
SPRING METER CYLINDER	H-2	FRONT BUMPER	1-8	FRONT SUSPENSION	C-2	PARKING BRAKE	7-8	REAR WHEEL BRAKE	H-5	STRIFE TAPE AND MUD FLAP	J-4
DRIVE PIPING	H-3	FRONT DOOR GLASS	J-8	FRONT WHEEL BRAKE	H-4	PEDAL	3-16	REAR WHEEL AND FUSE	G-4	SHO. 21	F-12
DRIVE MECHANISM	1-3	FRONT DOOR LOCK	J-9	FRONT WIPER	J-6	REAR AXLE	G-6	SEAT BELT	J-13	VENTILATOR	J-12
ROCK SHAFT PIPE	1-5	FRONT FENDER	1-5	FUEL TANK	1-10	REAR BODY PANEL	1-5	SIDE BODY PANEL	1-7	WIPER	C-15
DISTO MOTOR	F-5	FRONT FENDER	1-5	GENERATOR	F-3	REAR BUMPER	1-8	SPERMETER	F-2	WIPER	C-15
FLASH MNT	1-6	FRONT HOOD PANEL	1-5	INSTRUMENT PANEL	1-11	REAR OXTE LOCK	1-10	STARTING MOTOR	F-2	WIRING DIAGRAM	F-10
FRONT LAMP	1-5	FRONT LAMP	F-5	INTERIOR TRIM	J-3	REAR LAMP	3-9	STEERING LINK	G-1		



QTY. REQ.	PART NO.	DESCRIPTION	REMARKS
1	35673-8100	LAMP ASSY, combination RH	1
2	35674-8100	LAMP ASSY, combination LH	1
3	35650-8100	UNIT, combination RH	1
4	35670-8100	UNIT, combination LH	1
5	35698-8100	SOCKET	2
6	35651-8100	R.B.M., RH	1
7	35671-8100	R.B.M., LH	1
8	35653-8100	GASKET, base	2
9	09471-1207	BULB (12V, 21/75)	2
10	09471-1206	BULB (12V, 25/5)	4
11	03242-04169	SCREW	3
12	09137-04004	NUT	8
13	03111-03126	SCREW	2
14	08322-21036	WASHER	7
15	35910-80001	LAMP ASSY, license	2
16	09471-12076	BULB (12V, 35)	2
17	03111-04165	SCREW	4
18	03111-03126	SCREW	2
19	08322-21036	WASHER	2
20	09248-06009	CRUSH-CL	1

BATTERY.....F-6	FRONT BODY PANEL.....1-2	FRONT SEAT.....J-12	LOCK SET AND RADIO.....F-15	REAR SUSPENSION.....G-3	STEERING WHEEL.....G-7
BRAKE MASTER CYLINDER.....H-2	FRONT BUMPER.....1-8	FRONT SUSPENSION.....G-7	PARKING BRAKE.....H-6	REAR WHEEL BRAKE.....H-5	STRIPES TAPE AND MUD FLAP.....J-6
FRAME PIPING.....J-3	FRONT DOOR GLASS.....J-4	FRONT WHEEL (BRAKE).....H-4	PELICAL.....G-10	ROAD WHEEL AND TIRE.....G-4	SWITCH.....F-12
LAND SEATBELT.....1-13	FRONT DOOR LOCK.....J-9	FRONT WINDOW.....J-6	REAR AXLE.....G-8	SEAT BELT.....J-13	TAIL BLADE.....F-12
REAR FUEL PIPE.....J-8	FRONT DOOR PANEL.....J-7	FUEL TANK.....J-10	REAR BODY PANEL.....1-4	SIDE BODY PANEL.....1-7	WIPER.....F-15
DRIVE SHAFT.....F-5	FRONT FENDER.....1-5	GENERATOR.....F-5	REAR BUMPER.....1-6	SPEEDOMETER.....F-7	WIPER.....F-14
FLASHER KIT.....1-9	FRONT HUB PANEL.....1-3	INSTRUMENT PANEL.....1-11	REAR GATE LOCK.....1-10	STARTING MOTOR.....F-2	WIPING ARMATURE.....F-10
FRONT AXLE.....G-5	FRONT LAMP.....F-8	INTERIOR TRIM.....J-3	REAR LAMP.....F-9	STEERING MOTOR.....G-6	

FIG. 47 (F-10) WIRING HARNESS



PART NO.	PART NO.	DESCRIPTION	QTY	REMARKS
1-1	36610-01170	HARNESS ASSY, wiring No.1	1	AT
1-2	36610-01180	HARNESS ASSY, wiring No.1	1	AT
2	09494-10101	FUSE (10A)	4	
3	09494-13101	FUSE (15A)	4	
4	36717-07021	COVER, fuse box	1	
5	07211-05126	SCREW	2	
6	08322-21056	WASHER	2	
7	36794-01000	BRACKET, fuse box	1	
8	07211-01121	SCREW	1	
9	08115-26000	BOLT	2	
10	08111-05126	SCREW	1	
11	08322-21056	WASHER	1	
12	30919-34000	WIRE, noise suppressor ground	1	
13	17407-17407	CLAMP	1	
14	08117-17407	CLAMP	5	
15	08406-03406	CLAMP	1	
16	36620-01071	HARNESS ASSY, wiring No.2	1	
17	08406-06406	CLAMP	5	
18	08211-05126	SCREW	3	
19	08322-21056	WASHER	1	
20	08406-06406	CLAMP	2	
21-1	36630-01021	HARNESS ASSY, wiring No.3	1	AT
21-2	36630-01071	HARNESS ASSY, wiring No.3	1	AT
22	36930-70000	COVER	6	
23	08300-03400	GROMMET, fuel line	1	
24	08300-25400	GROMMET, ball slide harness	1	
25	08344-08002	PROTECTOR	4	
26	36641-01050	HARNESS ASSY, wiring No.4	1	
27	08407-03404	CLAMP	4	
28	36650-01120	HARNESS ASSY, wiring No.5	1	
29	08406-06412	CLAMP	1	
30	08407-03402	CLAMP	5	

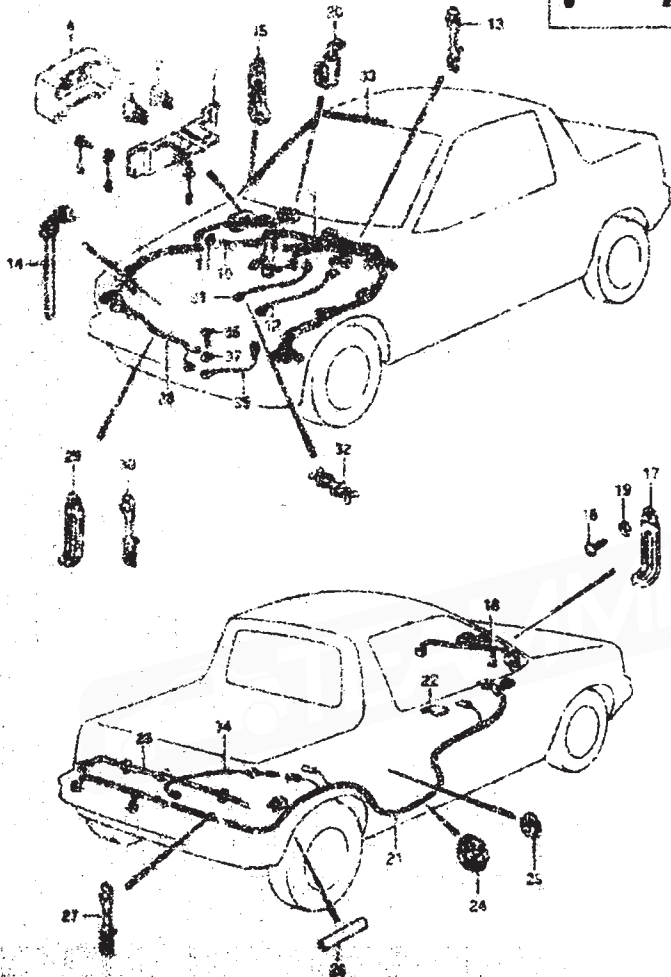
08407 024

08407 024

BEV. CONT.	F-6	FRONT BODY PANEL	1-2	FRONT SEAT	4-12	LOCK SET AND RADIO	F-11	REAR SUSPENSION	6-5	STEERING WHEEL	G-7
FRONT MASTER CYLINDER	H-2	FRONT WIPER	1-6	FRONT SUSPENSION	G-7	PARKING BRAKE	H-4	REAR WHEEL BRAKE	H-5	STRIP TAPE AND MAG. FLAT	F-3
WIPER PUMP	H-3	FRONT DOOR GLASS	1-8	FRONT WHEEL BRAKE	H-4	PEDAL	H-10	FLY WHEEL AND THROTTLE	H-4	SWITCH	F-2
DOOR HINGES	1-11	FRONT DOOR LOCK	1-9	FRONT WIPER	J-6	REAR AXLE	H-6	REAR BODY PANEL	H-13	VENTILATOR	1-12
FRONT BELL PANEL	1-15	FRONT DOOR PANEL	1-7	FUEL TANK	1-10	REAR BODY PANEL	H-8	WIPER	H-7	WIPER	F-19
DISTRIBUTOR	1-16	FRONT FENDER	1-3	GENERATOR	F-3	REAR BUMPER	1-9	WIPER MOTOR	F-7	WIPER	F-10
IGNITION SW.	1-3	FRONT WIPER PANEL	1-3	INSTRUMENT PANEL	1-11	REAR BAYE LOCK	1-10	WIRING HARNESS	F-2	WIRING HARNESS	F-10
FRONT AXLE	1-10	FRONT LAMP	F-8	EXTERIOR MIRROR	1-3	REAR LAMP	F-9	WIRING HARNESS	F-2	WIRING HARNESS	F-10

FIG. 47

F-11



REF. NO.	PART NO.	DESCRIPTION	QTY	REMARKS
31	36410-78100	WIRE, clock chime ring	1	
32	09410-00010	CLIP	1	
33	36410-66000	WIRE, horn ring	1	
34	36410-82010	WIRE, fuel gauge	1	
35	39313-81100	WIRE, radio noise suppressor	1	
36	09111-02126	SUNBelt	1	
37	04022-21036	WASHER	1	

SEABOY E24

SEABOY E24

ANTENNA.....F-6	FRONT LOCK PANEL.....1-2	FRONT SEAT.....J-12	LOCK SET AND RADIO.....F-13	REAR SUSPENSION.....G-3	STEERING WHEEL.....G-7
BRAKE MASTER CYLINDER.....K-2	FRONT BUMPER.....1-8	FRONT SUSPENS ON.....G-2	PARKING BRAKE.....H-6	REAR WHEEL BRAKE.....H-5	STRIPS TAPE AND WED FLV.....J-4
BRAKE PIPING.....1-3	FRONT BEAR GLASS.....1-9	FRONT WHEEL BRAKE.....H-4	PEDAL.....K-10	TRUCK WHEEL AND TIRE.....G-4	SWITCHES.....F-12
BUCK SEATER.....1-13	WIRE LOCK LOCK.....1-7	FRONT WINDOW.....J-6	REAR AXL.....G-8	TRUCK BELT.....J-13	WINDLATCH.....F-13
BUCK BELT PIPING.....1-14	FRONT FLOOR PANEL.....2-7	FUEL TANK.....2-10	REAR BUCK PANEL.....1-8	VIEW SEAT PANEL.....1-7	WIPERS.....F-13
CHASSIS FRAME.....1-5	FRONT FLOOR.....1-5	GEARBOX.....F-8	REAR BUMPER.....1-10	SPRINGS.....F-14	WIPER.....F-14
ENGINE OIL.....1-11	FRONT FLOOR PANEL.....1-11	FRONT WHEEL LOCK.....1-10	ROCK DATE LOCK.....1-10	STARTING MOTOR.....F-14	WIRING HARNESS.....F-10
FRONT BELL.....1-9	FRONT LAMP.....1-8	TRUCK SPRING.....1-9	TRUCK LAMP.....1-9	TRUCK LAMP.....1-9	

FIG. 48

4 - 12

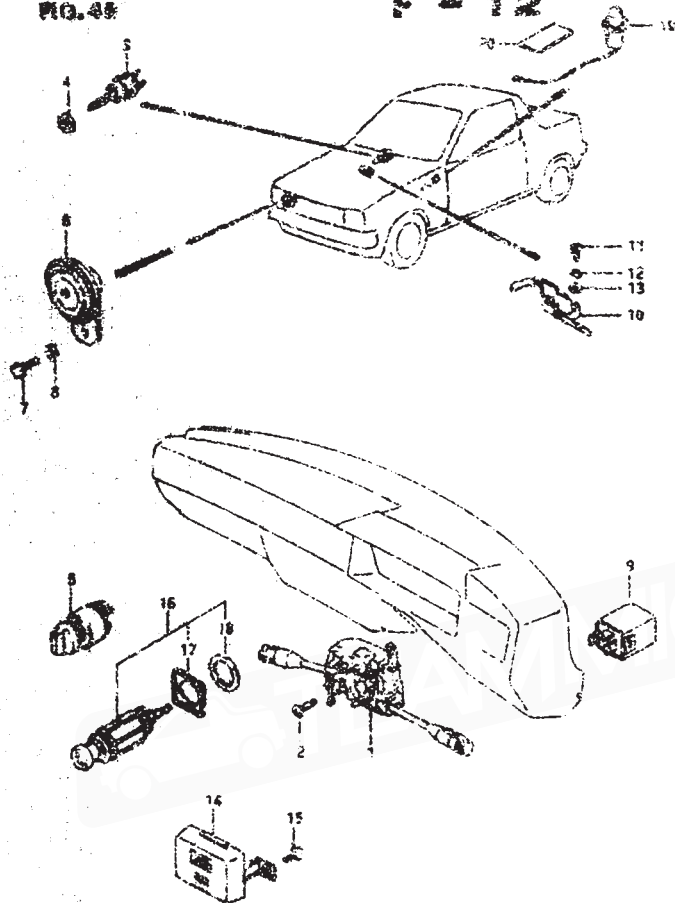
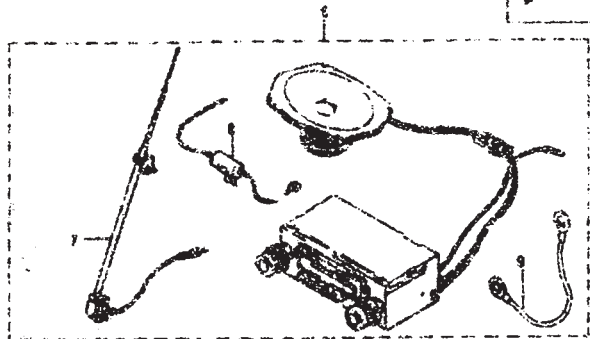


FIG. 48 (F-12) SWITCH

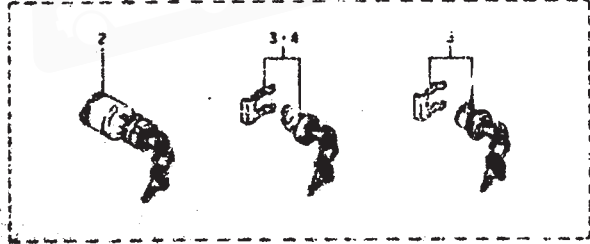
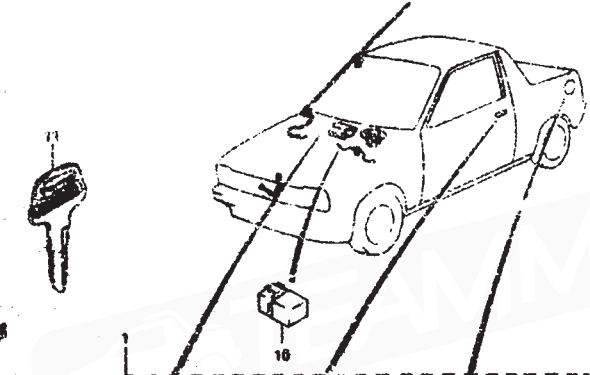
REF. NO.	PART NO.	DESCRIPTION	QTY	REMARKS
1	39400-00221	SWITCH ASSY, combination	1	
2	08344-00006	SOBEN	4	
4	37740-56010	SWITCH ASSY, door lamp	1	
4	08300-22106	NUT	1	
5	27870-01000	SWITCH ASSY, handle for	1	
6	24500-78010	HEARN ASSY	1	
7	01107-08026	HOPE	1	
6	08321-21086	LOCK WASHER	1	
9	36611-78300	RELAY, horn signal to wip	1	
10	37900-79100	SWITCH ASSY, hood	1	AT
11	08111-03150	SOBEN	2	AT
12	08321-21076	LOCK WASHER	2	AT
13	08322-21076	WASHER	2	AT
14	38610-78120	COMPUTER ASSY, AT	1	AT
15	08142-06116	SOBEN	2	AT
16	39400-03010	LAMP ASSY, right-side	1	
17	89471-79001	LAMP, separate light	1	
18	09160-20007	WASHER (WIPER)	1	
19	37940-79000	SWITCH ASSY, parking	1	
20	36670-02010	COVER, parking wire	2	

BATTERY	1-6	FRONT BODY PANEL	1-2	FRONT SEAT	3-12	LOCK SET AND RADIO	7-15	REAR SUSPENSION	6-3	STEERING WHEEL	6-7
DRIVE WASHER CYLINDER	1-2	FRONT BUMPER	1-8	FRONT SUSPENSION	3-2	PARKING BRAKE	11-8	REAR WHEEL BRAKE	6-5	STRIPING TAPE AND MUD FLAP	1-4
DRIVE PIPING	1-3	FRONT DOOR GLASS	1-8	FRONT WHEEL BRACE	1-4	PEDALE	6-18	FRONT WHEEL AND TIRE	3-4	SWITCH	7-12
CAR SEATER	1-13	FRONT DOOR LOCK	1-9	FRONT WINDSHIELD	1-6	REAR AXLE	6-6	SEAT BELT	1-13	VENTILATOR	1-12
WIND RATIO RAKE	1-3	FRONT DOOR PANEL	1-7	FUEL TANK	1-10	REAR BODY PANEL	1-6	SIDE BODY PANEL	1-7	WASHER	6-15
WIPER MOTOR	1-7	FRONT FENDER	1-5	GENERATOR	7-1	REAR BUMPER	1-8	SPEEDOMETER	7-7	WIPER	7-18
FLOOR MAT	1-2	FRONT HOOD PANEL	1-5	INSTRUMENT PANEL	1-11	REAR GATE LOCK	1-19	STARTING MOTOR	7-2	WIRING HARNESS	7-16
FRONT AXLE	3-5	FRONT LAMP	1-9	INTERIOR TRIM	2-3	REAR LAMP	7-9	STEERING LINK	6-8		

FIG. 49 (F-13) LOCK SET AND RADIO



REF. NO.	PART NO.	DESCRIPTION	QTY	REMARKS
1	77400-7006L	LOCK SET	1	
2	37120-60000	SWITCH ASSY, Ignition	1	
3	77400-7001J	CYLINDER ASSY, Lock RH	1	
4	77400-7003L	CYLINDER ASSY, Lock LH	1	
5	62600-64030	LOCK HOOD ASSY, Fuel filler lid	1	
6	30100-61120	RADIO ASSY (AM)	1	
7	39250-70300	ANTENNA ASSY	1	
8	33051-04000	CONDENSER, noise suppressor	1	
9	59151-81000	WIRE, tuner earth	1	
10	35530-81000	FILTER ASSY, noise suppressor	1	
11	37240-70010	KEY, blank	1	COPY

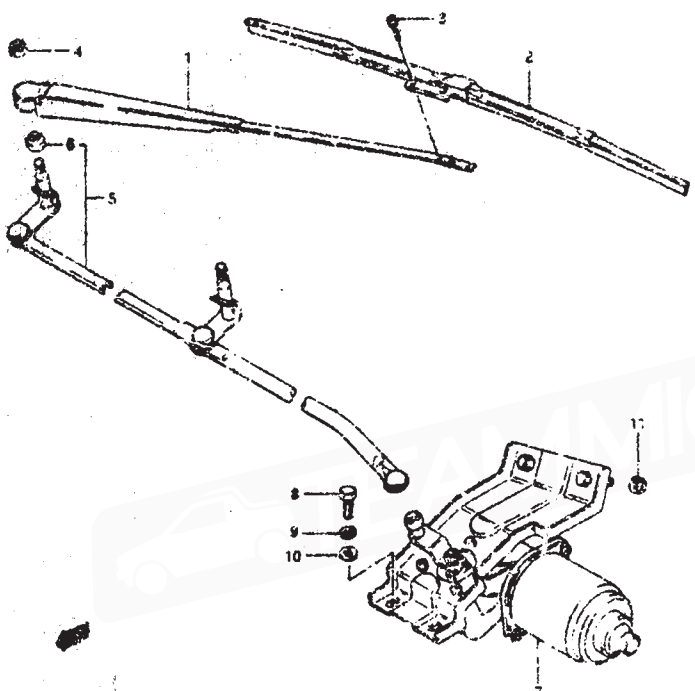


EMM 024

SS407 E24

BATTERY.....F-6	FRONT BODY PANEL.....I-2	FRONT SEAT.....J-12	LOCK SET AND RADIO.....F-13	REAR SUSPENSION.....G-3	STEERING WHEEL.....G-7
BRAKE MASTER CYLINDER.....H-2	FRONT BUMPER.....I-3	FRONT SUSPENSION.....G-2	PARKING BRAKE.....H-6	REAR WHEEL WORM.....H-5	STRIPES TAPE AND MUD FLAP.....J-4
WIRE FILTER.....H-3	FRONT DOOR PLASS.....J-8	FRONT WHEEL BRAKE.....H-4	PEDALS.....G-10	FRONT WHEEL AND TIRE.....C-4	SWITCH.....F-12
DOOR HINGES.....I-13	FRONT DOOR LOCK.....J-9	FRONT WINDSH.....J-6	REAR AXLE.....G-6	SEAT BELT.....I-15	VENTILATOR.....I-1
LOCK HOOD PANE.....J-4	FRONT DOOR PANE.....J-5	FUEL TANK.....J-10	REAR BODY PANEL.....I-8	SHOCK BODY PANEL.....I-7	WASHER.....F-15
DRIVE SHAFT.....F-3	FRONT POWER.....I-9	GENERATOR.....F-3	REAR BUMPER.....I-9	SPYDROMETER.....F-7	WIPER.....F-14
FUELER HOOD.....I-2	FRONT HOOD PANEL.....I-3	INSTRUMENT PANEL.....I-11	REAR GATE LOCK.....I-10	STARTING MOTOR.....F-2	WIRING HARNESS.....F-10
FRONT WHEEL.....I-5	FRONT LAMP.....F-8	INTERIOR TRIM.....J-5	REAR LAMP.....F-9	STEERING LINK.....G-8	

REF. NO.	PART NO.	DESCRIPTION	QTY	REMARKS
1	38310-81010	WR ASSY, wiper	2	
2	38340-81010	BLADE ASSY, wiper	2	
3	38311-79003	SCREW, blade	4	
4	08310-12006	NUT	2	
5	38102-31003	LINK ASSY, wiper	1	
6	38274-81000	.CAP	2	
7	38101-81000	MOTOR ASSY, wiper	1	
8	01107-06126	ROLI	2	
9	00321-21066	LOCK WASHER	2	
10	08322-21066	WASHER	2	
11	08316-26006	NUT	2	

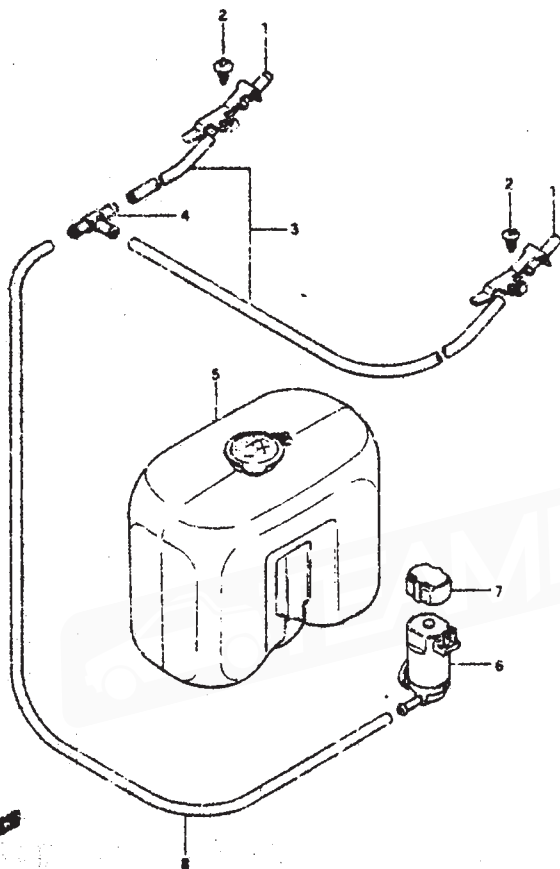


SSAOT 124

SSAOT 124

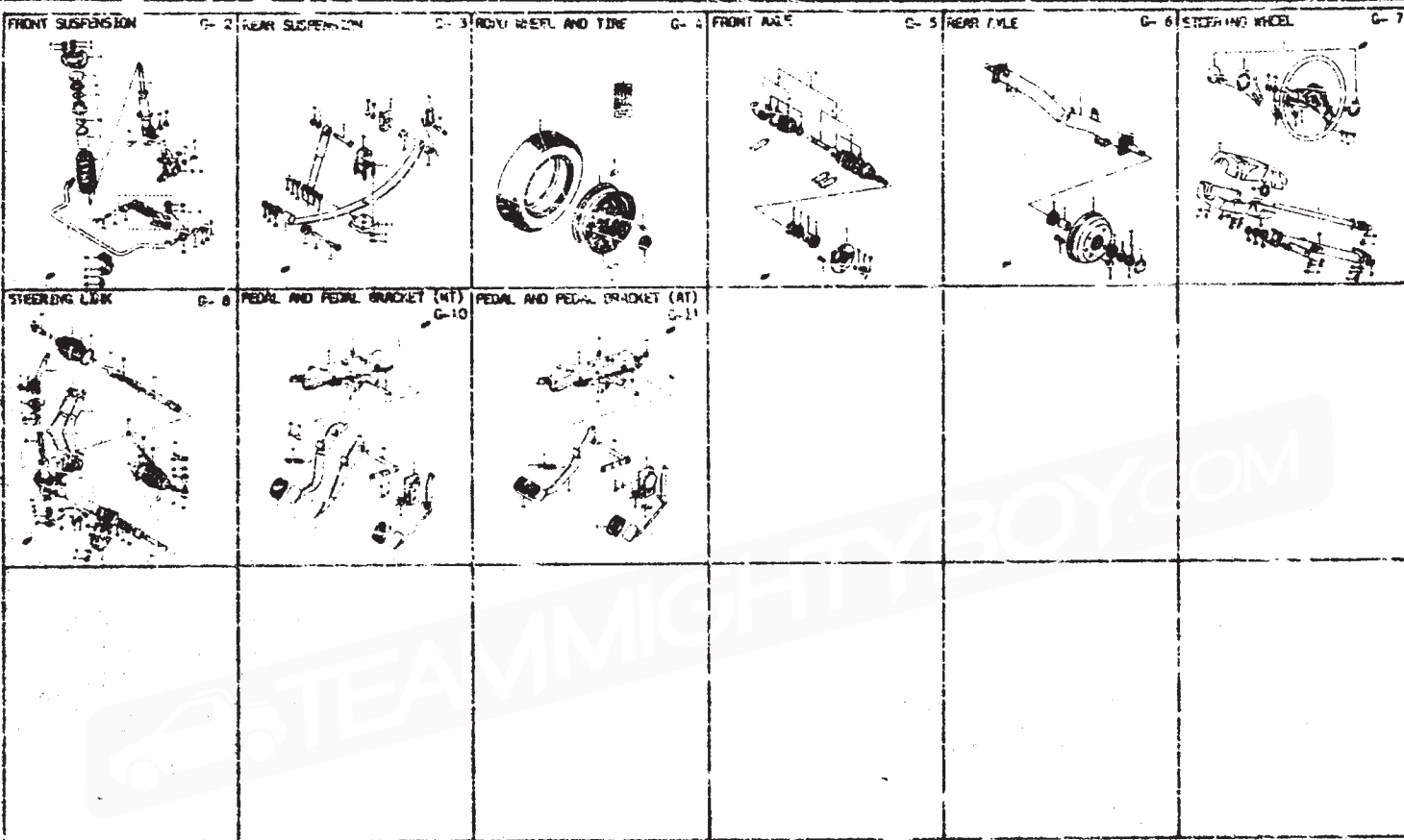
BATTERY.....F-6	FRONT BODY PANEL.....F-2	FRONT SEAT.....J-12	LOCK SET AND RADIO.....F-13	REAR SUSPENSION.....D-3	STEERING WHEEL.....G-7
BRAKE MASTER CYLINDER.....H-2	FRONT BUMPER.....J-8	FRONT SUSPENSION.....D-2	PARKING BRAKE.....H-6	REAR WHEEL BRAKE.....H-5	STRIPES TAPE AND NO. FLAP.....J-4
BRAKE TYPING.....H-3	FRONT DOOR GLASS.....J-5	FRONT WHEEL BRAKE.....H-4	PEDAL.....G-10	REAR WHEEL AND TIRE.....F-4	SWITCH.....F-12
CAR HEATER.....L-3	FRONT DOOR LOCK.....J-9	FRONT WINDOW.....J-6	REAR PALE.....G-8	SEAT BELT.....J-13	VENTILATOR.....F-12
DECK RAIL PIPE.....L-5	FRONT DOOR PANEL.....J-7	FUEL TANK.....J-10	REAR BODY PANEL.....J-7	STEER BODY PANEL.....J-7	WASHER.....F-15
DYCK SWITCH.....F-8	FRONT FENDER.....J-5	GENERATOR.....F-3	REAR BUMPER.....J-5	SPEEDOMETER.....J-7	WIPER.....F-14
FLOOR MAT.....F-7	FRONT HOOD PANEL.....J-3	INSTRUMENT PANEL.....J-14	REAR GATE LOCK.....J-10	WIPING MOTOR.....F-2	WIRING HARNESS.....F-10
FRONT AXLE.....D-5	FRONT LAMP.....F-8	INTERIOR TRIM.....J-3	REAR LAMP.....F-8	STEERING LINK.....D-9	

REF. NO.	PART NO.	DESCRIPTION	Q'TY	REMARKS
1	30480-81000	NOZZLE ASSY	1	
2	02112-05086	SCREW	2	
3	30490-81000	HOSE ASSY	1	
4	30496-38110	JOINT, 3/4"	1	
5	30450-73001	TANK ASSY, washer	1	
6	30410-66112	PUMP ASSY	1	
7	30557-79900	CAP	1	
8	53402-82000	HOSE, washer	1	L:800+600



BATTERY.....F-6	FRONT BODY PANEL.....F-2	FRONT SEAT.....F-12	LOCK SET AND RADIO.....F-13	REAR SUSPENSION.....G-3	STEERING WHEEL.....G-7
BRAKE MASTER CYLINDER.....H-2	FRONT BUMPER.....F-8	FRONT SUSPENSION.....G-2	PARKING BRAKE.....H-6	REAR WHEEL BRAKE.....H-4	STRAP TAPE AND MID FLAP.....J-1
DRINK PIPING.....H-3	FRONT DOOR GLASS.....J-9	FRONT WHEEL UPRIG.....H-4	PEDAL.....G-10	ROAD WHEEL AND TYRE.....G-4	SWITCH.....F-2
CAR HEATER.....F-13	FRONT DOOR LOCK.....J-9	FRONT WINDOW.....J-6	REAR AXLE.....G-8	SEAT BELT.....J-1	VENTILATOR.....F-12
CHECK BALL PIPE.....J-5	FRONT LIGN PANEL.....J-7	FUEL TANK.....J-10	REAR BODY PANEL.....F-9	SIDE BODY PANEL.....F-7	WASHER.....F-15
DRIVE SHAFT.....F-5	FRONT FENDER.....F-3	GENERATOR.....F-3	REAR BUMPER.....F-9	SPREEDMETER.....F-7	WIPER.....F-14
FLOOR WIRE.....J-2	FRONT HORN PANEL.....F-3	INTERIOR PANEL.....F-11	REAR GATE LOCK.....F-10	STARTING MOTOR.....F-2	WORKING KNIFE.....F-10
FRONT AXLE.....G-5	FRONT LAMP.....F-9	INTERIOR TRIM.....J-5	REAR LAMP.....F-9	STEERING LINK.....G-9	

PART NO.	ADDRESS NO.	PART NO.	ADDRESS NO.	PART NO.	ADDRESS NO.	PART NO.	ADDRESS NO.	PART NO.	ADDRESS NO.	PART NO.	ADDRESS NO.
01537-06103	B-4 B-10 C-2 C-7 C-8	02112-06126	H-2 G-10 G-11 I-4 J-8	03141-04166 03142-04129 03142-04169 03142-06209	J-12 J-13 I-12 I-12 F-7	04221-05109 04721-06129 06111-05604 06111-06005	B-10 B-3 B-8 U-12 D-3	08310-12106 08310-22066 08310-22066	G-3 H-2 J-6 G-13 G-10	08321-21066	H-2 G-14 F-14 B-10 G-11
	C-9 C-10 C-12 Z-3 C-6	02112-06163 02112-06166 02122-05128 02122-06128	H-2 J-5 J-6 H-9 C-6	03141-05109 03211-04105 03211-04128 03211-05108	I-7 I-10 J-12 I-13 I-13	06111-08003 06112-10004 06112-12006	D-13 D-6 D-7 E-5 D-6	06310-22083 01310-22106 08310-22124 08310-11063	E-4 D-13 F-12 G-8 J-5		I-1 I-4 I-10 J-5 J-8
01537-06403	C-7 D-5	02122-06162	B-9 D-3	03211-05126 03211-05128	F-10 F-10	08113-62017 08113-62047	G-8 D-12	08313-11066 08314-11123	J-5 G-2		J-10 J-12
01537-06453	C-11 C-12	02132-06166 02142-05065	J-9 E-5	03211-06166 03211-06128	I-1 F-8	08113-63020 08133-60007 08133-62047	D-11 B-8 D-3	08314-41166 08314-16063	G-9 G-4 C-2	08321-21067 08321-21083	J-8 B-6 B-7
01537-06503	B-3	02142-05107	J-11	03212-06109	I-11	08133-62047	D-3	08314-16063	C-2		B-7
01537-08163	B-6 B-7 F-4 D-5 D-5	02142-05126 02142-06103 02142-06106 02142-06108	J-7 C-5 H-6 I-13 I-3	03212-05169 03241-04226 03241-05086 03241-05085 03241-05106	I-11 I-8 I-6 I-5 I-7	08133-63037 08143-62077 08163-63047 08211-08183 08211-15261	D-3 E-2 D-3 D-13 E-2	08314-16064 08316-16065 08316-16083	C-7 J-5 I-13 B-11 E-5		D-2 D-10 F-4 E-4 F-2
01537-08503	D-5	02142-06106	I-3	03241-05106	F-8	08211-25351	E-2	08316-16103	E-4		F-12
01537-08763	B-5 B-4 B-4 B-10 B-7	02142-06123 02142-06123 02142-06126 02142-06207	J-8 F-5 J-12 F-12 I-11	03241-05108 03241-05123 03241-05123 03241-05125	I-11 I-5 I-8 J-12	08211-25356 08210-11056 08310-11058 08310-11063	E-2 F-3 I-13 E-7	08316-16103 08316-26053	B-4 B-6 B-7 C-8		F-5 G-7 I-10 J-6
01537-08903	B-5	02142-06123	J-8	03241-05108	F-8	08211-25351	E-2	08316-16103	E-4		F-12
01537-10403	B-4	02142-06123	F-5	03241-05123	I-11	08211-25356	E-2	08316-16103	B-4		G-5
01537-10453	B-4	02142-06123	J-12	03241-05123	I-5	08210-11056	F-3	08316-16103	B-6		G-7
01537-12254	B-10	02142-06126	F-12	03241-05123	I-8	08310-11058	I-13	08316-26053	B-7		I-10
01907-10603	B-7	02142-06207	I-11	03241-05125	J-12	08310-11063	E-7	08316-26053	C-8		J-6
02112-03168	F-12	03111-04155	F-9	03241-06126	J-9	08310-11066	B-4		C-9		J-10
02112-04368	H-5	03111-05126	F-8	03241-06255	J-7		B-10	08316-26066	F-14		J-12
02112-04106	B-11 B-14		F-9 F-10	03242-04109 03242-04169	I-12 I-9		D-14 F-3		J-9 B-13	08321-21088	F-5 I-6
02112-05066	I-5		F-11	03242-05129	I-5		J-6	08316-26066	B-13 B-15		J-7
02112-05084	F-15	03111-05165	J-2	03242-05165	I-11	08310-11083	C-4		G-10		J-10
02112-05088	J-10	03112-04259	F-8	03242-05169	I-3		D-2		G-11	08321-21103	B-6
02112-05106	B-13	03141-04083	J-9	04111-25158	H-5	08310-11123	G-2	08321-21038	F-12		B-7
	B-15	03141-04086	F-12	04111-25.06	H-2		G-2	08321-21066	B-12		Z-3
02112-05126	B-12		I-6		H-6		G-3		B-14		F-5
	B-14	03141-05105	I-11	04111-75222	G-2	08310-12083	H-5	08321-21047	H-5		G-2
	G-7	03141-05106	I-2	04111-30206	G-2	08310-12086	F-2	08321-21056	F-2		I-2
02112-05204	B-15		I-6		G-9		F-14		B-14	08321-21175	G-2
02112-05208	Z-7	03141-05125	I-9	04111-30308	D-11		G-3		B-13	08321-31066	B-8
02112-05304	B-12		I-11	04111-40206	G-4		J-10		B-15		H-3
	B-14	03141-05105	I-11	04111-40306	G-5	08310-12088	H-5		G-7		J-6
	G-7	03141-05106	J-4	04211-09109	B-8	08310-12103	B-6	08321-21057	B-6	08321-31067	G-10
02112-05586	J-8	03141-05145	I-11		C-6		B-7	08321-21063	B-5		F-3
02112-06096	J-8	03141-06168	J-11	04211-09169	D-5		E-3		D-14		H-5
02112-06088	C-5	03141-06123	C-11	04221-04088	D-6		E-5		Z-7	08321-31083	C-4



AIR CLEANER.....G-2	CRANKSHAFT.....B-8	REAR SHIFT CONTROL.....E-3	OIL PUMP AND OIL PAN (AT).....D-14	WATER HOSE.....C-10
AT ASSY (AT).....D-5	CYLINDER BLOCK.....B-4	GEAR SHIFT LINK (MT).....B-6	ROTORATOR.....C-8	WATER PUMP.....C-7
AT GASKET SET (AT).....D-8	CYLINDER HEAD.....B-5	INTAKE MANIFOLD.....B-11	SELECTOR LEVER (AT).....E-5	
AT PARKING BRAKE (AT).....D-13	DIFFERENTIAL GEAR.....C-2	LADDER.....C-13	THROW BELT.....D-10	
CLAM SHUTTLE AND VALVE.....F-9	EMISSION CONTROL.....C-1	REAR FENDER.....C-4	TRANSMISSION (AT).....D-11	
CORRECTOR.....B-12	ENGINE GASKET SET.....B-2	OIL NOSE (AT).....D-15	TRANSMISSION (MT).....D-5	
CONTROL (AT).....D-2	ENGINE RELAYS.....B-6	OIL PAN.....C-5	TRANSMISSION CASE (AT).....D-10	
CONTROL CABLE.....C-3	FUEL PUMP.....C-5	OIL PUMP.....C-6	TRANSMISSION CASE (MT).....C-5	

BATTERY.....F-6	FRONT BODY PANEL.....F-2	FRONT SEAT.....J-12	LOCK SET AND RADIC.....G-19	REAR SUSPENSION.....B-3	STEERING WHEEL.....G-7
BRAKE MASTER CYLINDER.....H-2	FRONT BUMPER.....F-8	FRONT SUSPENSION.....G-2	PARKING BRAKE.....J-10	REAR WHEEL STAKE.....H-5	STRIPING TAPE AND FLAP.....J-4
BRAKE PIPING.....H-3	FRONT DOOR GLASS.....J-8	FRONT WHEEL BRAKE.....E-4	PEDAL.....F-16	REAR WHEEL AND TIRE.....H-4	STRIPING.....F-12
CAR HEAT.....F-13	FRONT DOOR LOCK.....J-9	FRONT WINDOW.....J-11	REAR AXLE.....G-6	REAR BELT.....F-11	VENTILATOR.....F-12
DECT. WIRE PIPE.....F-5	FRONT DOOR PANEL.....J-7	FUEL TANK.....J-16	REAR BODY PANEL.....J-6	SIDE BODY PANEL.....F-7	WASHER.....F-15
DISTRIBUTOR.....F-5	FRONT FENDER.....F-5	GENERATOR.....J-5	REAR BUMPER.....F-9	SPEEDOMETER.....F-7	WHEEL.....F-14
FLOOR MAT.....F-2	FRONT REAR PANEL.....F-3	INSTRUMENT PANEL.....J-3	SEAT BOLT LOCK.....F-10	STEERING MOTOR.....F-2	WIRING HARNESS.....F-10
FRONT AXLE.....G-5	FRONT LAMP.....F-8	INTERIOR TRIM.....J-3	REAR LAMP.....F-9	STEERING LINK.....D-8	

FIG. 52

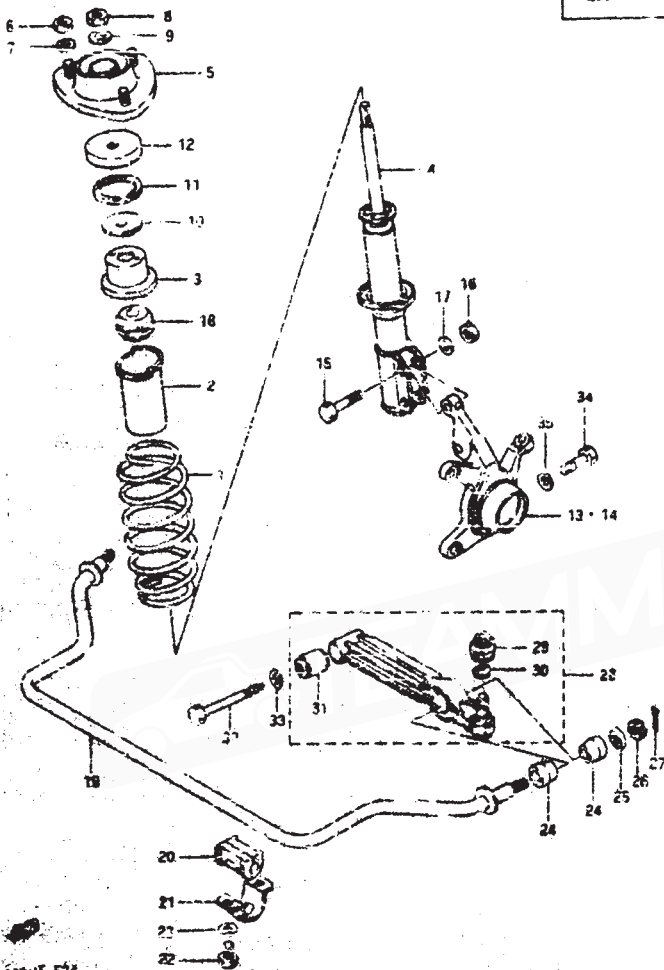
G - 2

59

FIG. 52 (G-2) FRONT SUSPENSION

Q'TY

REMARKS

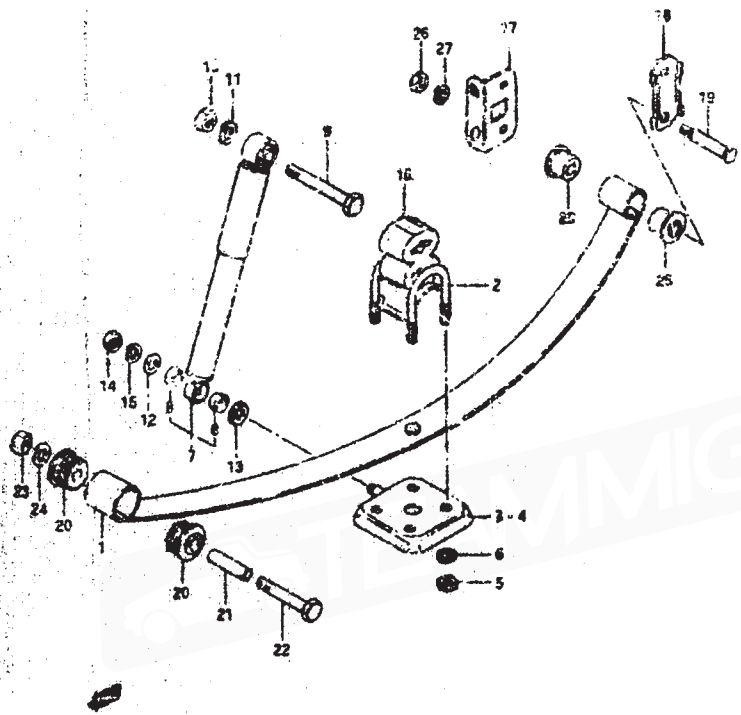


REF. NO.	PART NO.	DESCRIPTION	Q'TY	REMARKS
1	41111-78220	SPRING, front coil	2	
2	41211-78050	SEAT, front spring rubber	2	
3	41231-78001	SEAT, front spring upper	2	
4	41600-78010	STRUT, front suspension	2	
5	41710-78001	SUPPORT, front strut	2	
6	78310-11083	NUT	4	
7	02702-31083	LOCK WASHER	4	
8	08010-11123	NUT	2	
9	04921-21126	LOCK WASHER	2	
10	41712-78030	BEARING	1	
11	41732-78010	DUST SEAL	2	
12	41741-78002	SEAT, strut bearing	2	
13	45111-78001	UNION F. steering RM	1	
14	45111-78001	UNION F. steering LH	1	
15	09100-12020	BOLT (12x55)	4	
16	05710-21123	NUT	4	
17	08021-31123	LOCK WASHER	4	
18	42111-78040	STOPPER, front bump	2	
19	42310-78010	BAR, stabilizer	1	
20	42651-78020	PLATE, mount	2	
21	42741-78001	BRACKET	2	
22	41107-10253	BOLT	4	
23	08321-21103	LOCK WASHER	4	
24	42421-78040	BUSH, stabilizer bar	4	
25	09164-12017	WASHER	2	
26	08314-41123	NUT	2	
27	04111-30206	COTTER PIN	2	
28	45070-78002	ARM ASSY, front suspension	2	
29	45723-86029	BOOT SET	2	
30	08401-27401	CLIP	2	
31	09319-10030	BUSH	2	
32	09100-10094	BOLT (10x50.5)	2	
33	08321-31106	LOCK WASHER	2	
34	05103-21184	BOLT (12x40)	2	
35	08321-31110	LOCK WASHER	2	

SEAL E24

BATTERY.....	F-6	FRONT BODY PANEL.....	J-2	FRONT SEAT.....	J-12	LOCK SET AND PEDALS.....	F-13	REAR SUSPENSION.....	G-3	STEERING WHEEL.....	G-7
SPRING MASTER CYLINDER.....	H-2	FRONT BUMPER.....	H-2	FRONT FRONT SUSPENSION.....	G-2	PARKING BRAKE.....	H-4	REAR WHEEL DRIVE.....	H-5	STRIPES TAPE AND VEH FLAT.....	J-4
BRAKE PIPES.....	H-3	FRONT DOOR GLASS.....	J-8	FRONT FUEL INJECTION.....	H-4	PEDAL.....	G-50	REAR WHEEL AND TIRE.....	G-4	SWITCH.....	F-11
CAR HEATER.....	H-12	FRONT DOOR LOCK.....	J-9	FRONT WINDOW.....	J-6	REAR A.P.C.....	F-4	SEAT UNIT.....	J-13	VENTILATOR.....	I-12
DECK HALL FITTING.....	I-2	FRONT FUEL TANK.....	J-7	FRONT WIPER.....	J-10	REAR BODY PANEL.....	F-8	SEAT BODY PANEL.....	J-7	WASHER.....	F-15
DIAPHRAGM.....	I-4	FRONT FENDER.....	I-5	GENERAL REAR.....	F-2	REAR BUMPER.....	I-9	SPRINKLER.....	F-1	WIPER.....	F-14
DRIVE SHAFT.....	J-2	FRONT LOCK PANEL.....	I-5	INTERIOR PANEL.....	F-11	SEAT BATE LOCK.....	I-18	SLAT.....	F-2	WIPER HANDLE.....	F-10
FRONT AXLE.....	G-4	FRONT L.P.F.....	F-9	INTERIOR TRIM.....	J-3	REAR LAMP.....	F-9	STEERING LINK.....	G-8		

QTY	PART NO.	DESCRIPTION	REMARKS
1	417 0-70222	STRUNG ASSY, rear	1
2	41411-70000	U BOLT	4
3	41430-70000	SEAT, rear spring RM	2
4	41640-70000	SEAT, rear spring LM	1
5	08310-11120	NUT	6
6	08321-31100	LOCK WASHER	8
7	41403-70001	ASSEMBLY ASSY, rear track	2
8	41644-70000	BUSH, lower	4
9	09117-12021	BOLT, upper (12x112)	2
10	08310-11120	Nut	2
11	08321-31123	LOCK WASHER	2
12	09160-08373	WASHER, No. 1	2
13	09160-12796	WASHER, No. 2	2
14	08310-12796	NUT	2
15	08321-21085	LOCK WASHER	2
16	42230-70261	STOPPER, rear track	2
17	41442-70001	PLATE, lower	2
18	41458-70000	PLATE, outer	2
19	41463-02000	FLG, steel	4
20	41331-70320	FLSH, front	4
21	09163-12032	SPACER (12x16x64.3)	2
22	09100-12224	BOLT (12x60)	2
23	08310-11123	NUT	2
24	08321-31123	LOCK WASHER	2
25	03303-13089	BUSH, track	4
26	08310-12079	NUT	4
27	08321-31100	LOCK WASHER	4



58467 E24

58467 E24

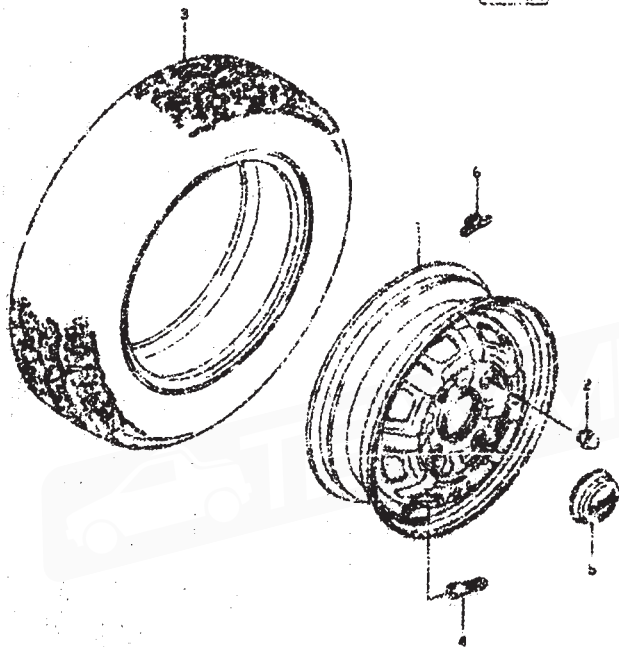
BATTERY.....F-8	FRONT BODY PANEL.....1-2	FRONT SEAT.....2-12	LOCK SET AND RADIO.....F-11	REAR SUSPENSION.....G-3	STEERING SHAFT.....G-7
ENGINE MAGNET CYLINDER.....H-2	FRONT DOOR.....1-8	FRONT SUSPENSION.....G-2	PARKING BRAKE.....H-6	REAR WHEEL BRK.....H-5	STRIPES TAPE AND AIR FLAP.....J-6
ENGINE PIPING.....H-3	FRONT DOOR GLASS.....1-3	FRONT WHEEL BRAKE.....H-4	PL. BRK.....G-10	REAR WHEEL AND TYRE.....G-4	SWITCH.....F-10
FAN VEIL.....1-13	FRONT DOOR LOCK.....1-9	FRONT SPRING.....C	REAR BODY PANEL.....1-6	SEAT ASSTY.....1-15	VENTILATOR.....1-17
FRONT FENDER.....1-5	FRONT FLOOR PANEL.....1-7	FUEL TANK.....1-10	REAR BUMPER.....1-8	BACK BODY PANEL.....1-7	WASHER.....F-15
FRONT HEAD LAMP.....1-1	FRONT FENDER.....1-5	GENERATOR.....F-4	REAR BUMPER.....1-8	WASHER.....F-15	WIPER.....F-14
FRONT HOOD.....1-2	FRONT HOOD PANEL.....1-3	MANIFOLD PANEL.....1-11	REAR BODY LOCK.....1-10	STARTER MOTOR.....F-2	WIRING HARNESS.....F-10
FRONT LAMP.....1-1	FRONT LAMP.....1-1	INTERIOR TRIM.....1-3	REAR LAMP.....F-9	STEERING LINK.....G-8	

FIG. 34



FIG. 34 (10-4) ROAD WHEEL AND TIRE

CITY

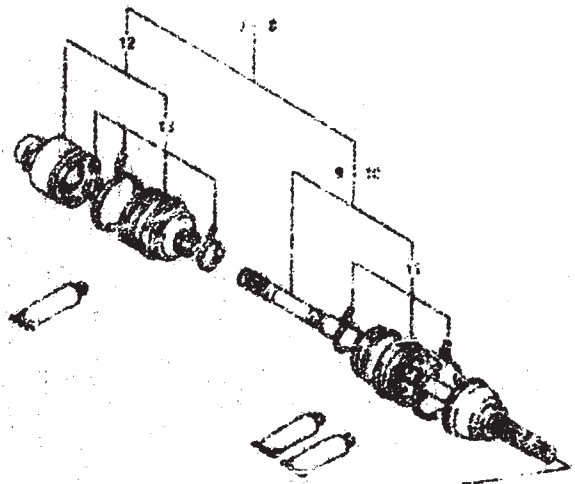


REF. NO.	PART NO.	DESCRIPTION	QUANTITY
1	43211-78130-18J	WHEEL, WSPY (3.70X13)	5
2	09140-17627	NUT	12
3	43110-78130	TIRE, REGULAR (1.8X70SR12)	5
4	43130-78130	VALVE, TIRE (78113)	5
5	43730-78130	WSP, wheel center	4
5-1	43221-78130	WEIGHT, wheel balance (2g)	AR
5-2	43231-78130	WEIGHT, wheel balance (10g)	AR
5-3	43222-78130	WEIGHT, wheel balance (15g)	AR
5-4	43232-78130	WEIGHT, wheel balance (20g)	AR
5-5	43233-78130	WEIGHT, wheel balance (30g)	AR
5-6	43224-78130	WEIGHT, wheel balance (35g)	AR
5-7	43225-78130	WEIGHT, wheel balance (40g)	AR
5-8	43226-78130	WEIGHT, wheel balance (45g)	AR
5-9	43227-78130	WEIGHT, wheel balance (50g)	AR
5-10	43228-78130	WEIGHT, wheel balance (55g)	AR
5-11	43229-78130	WEIGHT, wheel balance (60g)	AR
5-12	43230-78130	WEIGHT, wheel balance (65g)	AR
5-13	43231-78130	WEIGHT, wheel balance (70g)	AR
5-14	43232-78130	WEIGHT, wheel balance (75g)	AR
5-15	43233-78130	WEIGHT, wheel balance (80g)	AR
5-16	43234-78130	WEIGHT, wheel balance (85g)	AR
7	79141-81210	PLACARD, tire information	1

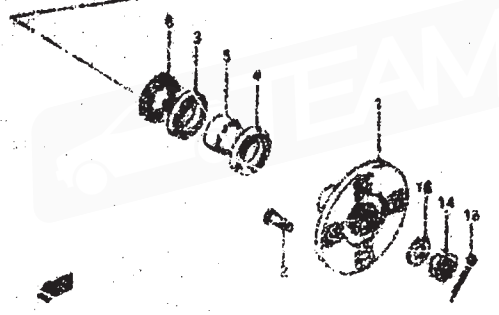
ENGT 126

ENGT 126

ANTENNA.....F-6	FRONT BODY PANEL.....J-2	FRONT SEAT.....J-17	LOCK SET AND RAIL.....F-13	REAR SUSPENSION.....G-3	STEERING WHEEL.....G-7
CRUISE MASTER CTL HUBER.....H-2	FRONT BUMPER.....I-8	FRONT SUSPENSION.....I-2	PARKING BRAKE.....H-4	REAR WHEEL END.....H-5	STRIPES TAPE AND HMD FLAP.....J-7
DRIVE PILING.....H-3	FRONT DOOR GLASS.....I-8	FRONT WHEEL BRNKE.....H-4	REAR.....G-18	SPARE WHEEL 7 0 T E G-4	SPYGLASS.....J-12
COIN METER.....I-19	FRONT FOOT LOCK.....J-9	FRONT WINDOW.....J-5	REAR AXLE.....G-8	SHAY BELT.....I-15	VENTILATOR.....I-7
COIN SLOT FRAME.....I-20	FRONT LOCK PANEL.....J-7	FRONT TANK.....J-10	REAR BODY PANEL.....I-6	SLICE BODY PANEL.....I-7	WASHER.....F-15
DISC MOTOR.....F-4	FRONT FENDER.....I-5	DISPENSER.....F-5	REAR BUMPER.....I-20	SPRINGS.....F-7	ZIPPER.....I-14
FLIGHT MNT.....F-2	FRONT HINGE PANEL.....I-5	INTERCOM. PANEL.....I-11	REAR WHEEL LOCK.....I-20	SHOCKING MOTOR.....F-2	WIRELINE ADDRESS.....F-10
FLIGHT MNT.....G-5	FRONT HUB.....I-5	INTERCOM. PANEL.....I-11	REAR WHEEL.....F-6	SWITCHING LINE.....G-8	



QTY.	PART NO.	DESCRIPTION	QTY.
1	43421-70402	FLG. FRONT AXLE	2
2	02015-70017	BOLT, Hub	8
3	02022-70129	WASHER, lower	2
4	02622-70220	SEALING, dust	2
5	09100-27003	SPACER (3 WALL TUB)	2
6	12263-46108	OIL SEAL	2
7	94172-70113	DRIVESHAFT ASSY, RH	1
8	94169-70113	DRIVESHAFT ASSY, LH	1
9	94115-70112	JOINT ASSY, lower side RH	1
10	94116-70112	JOINT ASSY, lower side LH	1
11	94114-70112	..BODY PART, each side	2
12	94117-70113	..JOINT ASSY, upper side	2
13	94119-70113	..JOINT ASSY, upper side	2
14	02161-70005	NUT	2
15	04111-46306	COTTER PIN	2
16	02140-18017	WASHER (LOW WALL)	2



AXLE SHAFT	1-6	FRONT BODY PANEL	1-2	FRONT SEAT	1-12	LOCK SET AND RADIO	7-13	REAR SUSPENSION	4-3	STEERING WHEEL	4-7
BRAC. FRONT CYLINDER	1-2	FRONT FLOOR	1-4	FRONT SUSPENSION	4-2	PARKING BRAKE	11-8	REAR WHEEL BRIDGE	11-5	STRIP TAPE AND (4) FLAP	3-4
BRAC. PIVOT	1-3	FRONT DOOR GLASS	1-6	FRONT WHEEL SHIELD	11-4	PEDAL	4-10	REAR WHEEL AND TIRE	4-8	SWITCH	7-12
CAR HEATER	1-3	FRONT DOOR LOCK	1-9	FRONT WIPER	1-5	REAR WHEEL	4-8	SEAT BELT	1-13	VENTILATOR	1-12
CRANK SHAFT PIN	1-2	FRONT DOOR PANEL	1-7	FUEL TANK	1-10	REAR BODY PANEL	7-6	SPARE TIRE	1-11	WASHER	1-13
FLYWHEEL	1-1	FRONT FLOOR	1-4	GENERATOR	1-7	REAR BODY PANEL	7-6	SPARE TIRE	1-11	WASHER	1-13
FLYWHEEL PIN	1-2	FRONT WHEEL PANEL	1-5	INTERIOR PANEL	1-11	REAR WHEEL LOCK	1-8	SPARE TIRE MOTOR	7-2	WHEEL MOTOR	1-14
FRONT AXLE	1-1	FRONT WIPER	1-4	INTERIOR TRIM	1-3	REAR WHEEL	1-8	WHEEL MOTOR	1-14	WHEEL MOTOR	1-14

FIG. 36

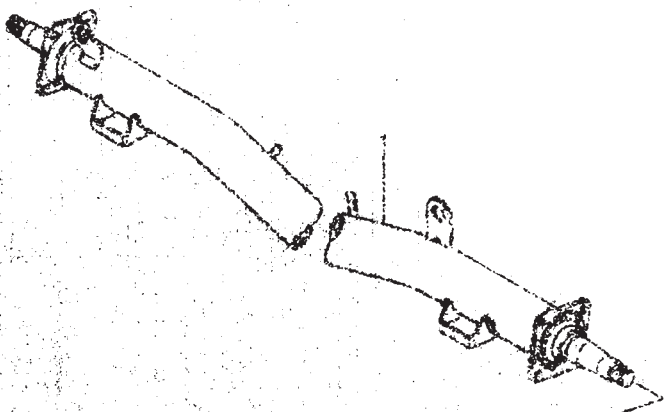


67


FIG. 36 (C-6) REAR AXLE

QTY

REMARKS



REF. NO.	PART NO.	DESCRIPTION	QTY	REMARKS
1	AA110-78402	AXLE, rear	1	
2	U2262-25077	BEARING, inner	2	
3	Q0762-20076	BEARING, outer	2	
4	DA180-21001	SPACER, bearing	2	
5	AS511-78017	WASH. rear brake	2	
6	Q9134-10011	BOLT, rear axle	6	
7	Q6250-12001	PLUG	2	
8	Q5302-11106	WASHER	2	
9	Q6314-61146	WASHER	2	
10	Q4111-60706	COUPLER PIN	2	
11	A3601-70000	OMP, axle/wheel	2	



38427 620

WHEEL	FRONT BODY PANEL	FRONT SEAT	DOOR SET AND RAB	REAR SUSPENSION	STEERING WHEEL
WHEEL MASTER CYLINDER	FRONT BUMPER	FRONT SUSPENSION	PARKING BRAKE	STRAP WHEEL CROCK	STRIP TAPE AND MUD FLAP
WHEEL PUMP	FRONT DOOR GLASS	FRONT WHEEL DRIVE	RELAY	REAR WHEEL AND TIRE	TRUCK
WHEEL RINGS	FRONT DOOR LOCK	FRONT WINDOW	REAR AXLE	SEAT BELT	VENTILATOR
WHEEL SHAFT	FRONT DOOR HANDLE	FUEL TANK	REAR BODY PANEL	STEERING WHEEL	WASHER
WHEEL SHOCK	FRONT ENGINE	IGNITION	REAR DRUM	SPEEDOMETER	WASHER
WHEEL SHOCK ARM	FRONT HEAD PANEL	SUBFRAME	REAR DRUM LOCK	STARTING MOTOR	WASHER
WHEEL SHOCK SPRING	FRONT LAMP	INTERIOR TRIM	REAR LAMP	WHEELING LIGHT	WASHER

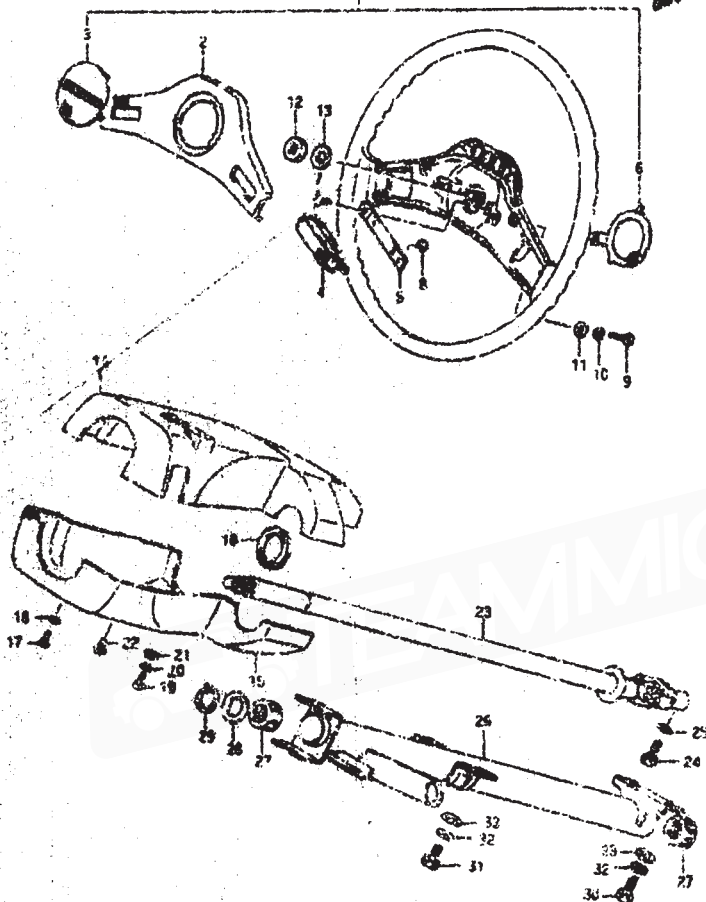
FIG. 57

G - 7

FIG. 57 (G-7) STEERING WHEEL

8117

REMARKS

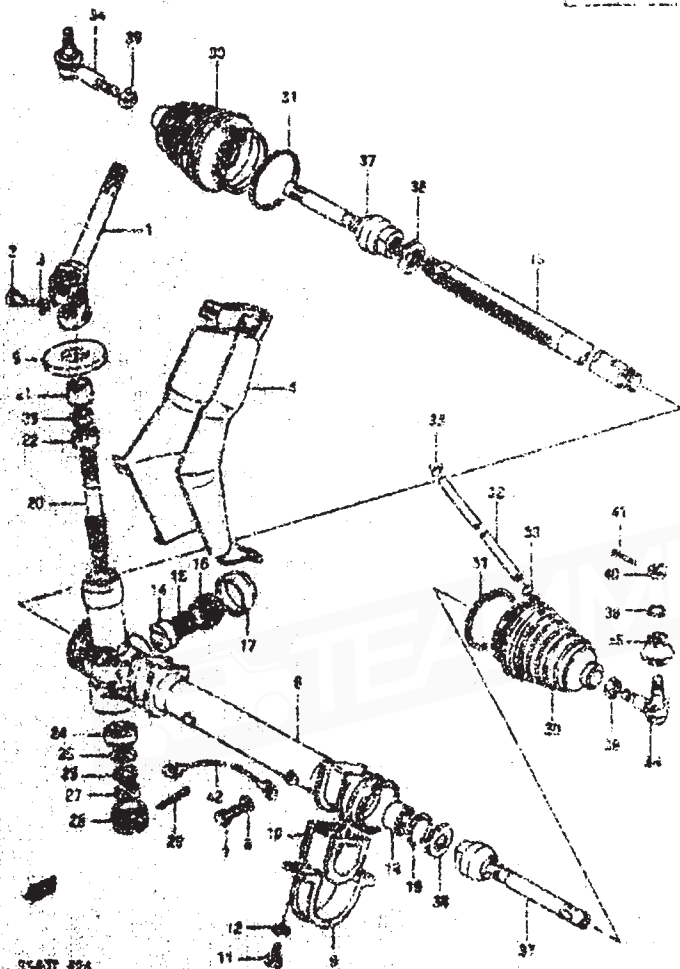


REV. NO.	PART NO.	DESCRIPTION	QTY	REMARKS
1	64155-79000-261	WHEEL ASBY, steering	1	
2	44121-79000-261	COVER	1	
3	44119-79000-261	COMPRESSOR	1	
4	44123-79000-261	BUTTON, horn	2	
5	44120-79000	SPRING, horn button	2	
6	44157-79000	SLIP PLATE	1	
7	44151-79000	SCREW	2	
8	44126-79000	SCREW	2	
9	44112-49808	SCREW	2	
10	04321-21057	LOCK WASHER	2	
11	04322-21056	WASHER	2	
12	04140-11087	MIT	1	
13	04321-31126	LOCK WASHER	1	
14	44111-81130-261	COVER, steering upper	1	
15	44111-81130-261	COVER, steering lower	1	
16	44119-79000	SCAL, steering cover	1	
17	04112-09126	SCREW	2	
18	04160-08074	WASHER	1	
19	04112-09125	SCREW	1	
20	04321-21056	LOCK WASHER	1	
21	04322-21056	WASHER	1	
22	04211-09125	SCREW	4	
23	44110-81100	SHAFT, steering	1	
24	04111-08074	BEET	1	
25	04321-31026	LOCK WASHER	1	
26	44110-79360	CLIP, steering	1	
27	44381-31040	RUSH	2	
28	04155-17074	WASHER	1	
29	04331-41175	CIRCULP	1	
30	04167-43254	BOLT, lower	2	
31	04167-44876	BOLT, upper	2	
32	04321-21056	LOCK WASHER	4	
33	04322-21056	WASHER	4	

SHEET 024

SHEET 074

ENGINE MASTER CYLINDER	H-2	FRONT BUMPER	H-2	FRONT SUSPENSION	H-2	LOCK SET AND RADIO	F-13	REAR SUSPENSION	G-3	STEERING WHEEL	F-27
EXHAUST PIPES	H-3	FRONT DOOR GLASS	H-3	FRONT WHEEL BRAKE	H-4	PARKING BRAKE	H-4	REAR WHEEL BRAKE	H-5	STRIP TAPE AND PAD PLATE	F-4
CAR HEATER	H-13	FRONT DOOR LOCK	H-3	FRONT WINDOW	H-8	PEDEL	G-12	REAR WHEEL AND HUB	G-4	VENTILATOR	F-12
REAR HALL PIPE	H-5	FRONT DOOR PANEL	H-7	PULL TANK	H-10	REAR AXLE	G-8	BEET BELL	F-11	WHEEL LAMP	F-12
BATTERY	F-5	FRONT FENDER	H-8	GENERATOR	F-11	REAR BODY PANEL	H-8	SIDE BODY PANEL	F-11	WASHER	F-15
FLOOR MAT	F-2	FRONT DASH PANEL	H-3	INSTRUMENT PANEL	F-11	REAR BUMPER	F-9	SPRINGS	F-7	WASHER	F-16
FRONT WHEEL	G-4	FRONT LAMP	F-4	INTEGRAL TRIM	F-3	REAR GATE LOCK	H-8	REACTING SYSTEM	F-2	BEARING HARNESS	F-10
						REAR LAMP	F-9	SECTORED LAMP	G-8		



REF. NO.	PART NO.	DESCRIPTION	QTY
1	65273-81100	JOINT, steering shaft	1
2	02111-08050	SOCKET	1
3	08371-31086	LOCK WASHER	1
4	46221-81080	COVER, steering joint	1
5	46451-78000	PRELIMN, steering gear case	1
6	49911-78000	CASE, steering gear	1
7	01107-06100	BOLT	1
8	08322-11086	WASHER	1
9	40525-78000	SPACER, case	2
10	46325-78000	MOUNTING, case	2
11	01107-05253	BOLT	4
12	08321-31083	LOCK WASHER	4
13	46352-78000	WASHER, steering	1
14	46134-78000	PLATE, steering rack	1
15	59480-19011	SPRING, plunger	1
16	46378-28000	SPRING, shock absorber	1
17	46316-38000	OR, spacer	1
18	46540-78000	SHOCK, steering rack	1
19	05301-28000	C RUSH	1
20	46501-78000	FRONT, steering	1
21	46761-78000	BUSH, steering knuckle	1
22	07265-81083	SEALING	1
23	09190-81080	SPACER, lower (25x19x12.5)	1
24	08113-42017	HEAVY DUTY	1
25	06303-11100	WASHER	1
26	06371-32126	LOCK WASHER	1
27	08113-22126	NUT	1
28	46962-78000	PLUG, pinion bearing	1
29	59111-23256	CUTTER PIN	1
30	46571-78001	BOOT BOOT, steering rack	2
31	35981-81083	TUBE, shock absorber	2
32	07543-02084	TUBE	1
33	09401-81402	CLIP	2

SS43T 224

SE43T E24

BATTERY	1-6	FRONT BUMPER	1-2	FRONT SEAT	1-17	LOCK SET AND RADIO	P-13	REAR SUSPENS. COIL	0-3	STEERING WHEEL	G-7
ENGINE MASTER CYLINDER	4-1	FRONT DOOR GLASS	1-8	FRONT SUSPENSION	0-2	PARKING BRAKE	4-6	REAR WHEEL BRANG	4-5	STRIPING TAPE AND MUD FLAP	1-4
ENGINE PUMP	4-2	FRONT DOOR LOCK	1-9	FRONT WHEEL BRAKE	1-4	TRAMP	0-10	REAR WHEEL AND TIRE	0-8	SWITCH	P-12
FRONT BUMPER	1-1	FRONT DOOR PANEL	1-7	FRONT WINDOW	1-8	REAR AXLE	0-8	TRUCK BELT	1-7	WHEEL HATCH	1-17
FRONT HORN	1-3	FUEL TANK	1-10	FUEL TANK	1-10	TRUCK BODY PANEL	1-4	TRUCK BODY PANEL	1-7	WHEEL	1-15
FRONT HORN SWICH	1-4	FRONT MOTOR	1-9	FRONT MOTOR	1-9	TRUCK BLOWER	1-9	TRUCK COVER	1-7	WHEEL	1-15
FRONT MOTOR	1-5	FRONT PANEL	1-3	FRONT PANEL	1-3	TRUCK BLOWER	1-9	TRUCK COVER	1-7	WHEEL	1-15
FRONT MOTOR	1-6	FRONT PANEL	1-3	FRONT PANEL	1-3	TRUCK BLOWER	1-9	TRUCK COVER	1-7	WHEEL	1-15
FRONT MOTOR	1-7	FRONT PANEL	1-3	FRONT PANEL	1-3	TRUCK BLOWER	1-9	TRUCK COVER	1-7	WHEEL	1-15
FRONT MOTOR	1-8	FRONT PANEL	1-3	FRONT PANEL	1-3	TRUCK BLOWER	1-9	TRUCK COVER	1-7	WHEEL	1-15
FRONT MOTOR	1-9	FRONT PANEL	1-3	FRONT PANEL	1-3	TRUCK BLOWER	1-9	TRUCK COVER	1-7	WHEEL	1-15
FRONT MOTOR	1-10	FRONT PANEL	1-3	FRONT PANEL	1-3	TRUCK BLOWER	1-9	TRUCK COVER	1-7	WHEEL	1-15
FRONT MOTOR	1-11	FRONT PANEL	1-3	FRONT PANEL	1-3	TRUCK BLOWER	1-9	TRUCK COVER	1-7	WHEEL	1-15
FRONT MOTOR	1-12	FRONT PANEL	1-3	FRONT PANEL	1-3	TRUCK BLOWER	1-9	TRUCK COVER	1-7	WHEEL	1-15
FRONT MOTOR	1-13	FRONT PANEL	1-3	FRONT PANEL	1-3	TRUCK BLOWER	1-9	TRUCK COVER	1-7	WHEEL	1-15
FRONT MOTOR	1-14	FRONT PANEL	1-3	FRONT PANEL	1-3	TRUCK BLOWER	1-9	TRUCK COVER	1-7	WHEEL	1-15
FRONT MOTOR	1-15	FRONT PANEL	1-3	FRONT PANEL	1-3	TRUCK BLOWER	1-9	TRUCK COVER	1-7	WHEEL	1-15
FRONT MOTOR	1-16	FRONT PANEL	1-3	FRONT PANEL	1-3	TRUCK BLOWER	1-9	TRUCK COVER	1-7	WHEEL	1-15
FRONT MOTOR	1-17	FRONT PANEL	1-3	FRONT PANEL	1-3	TRUCK BLOWER	1-9	TRUCK COVER	1-7	WHEEL	1-15

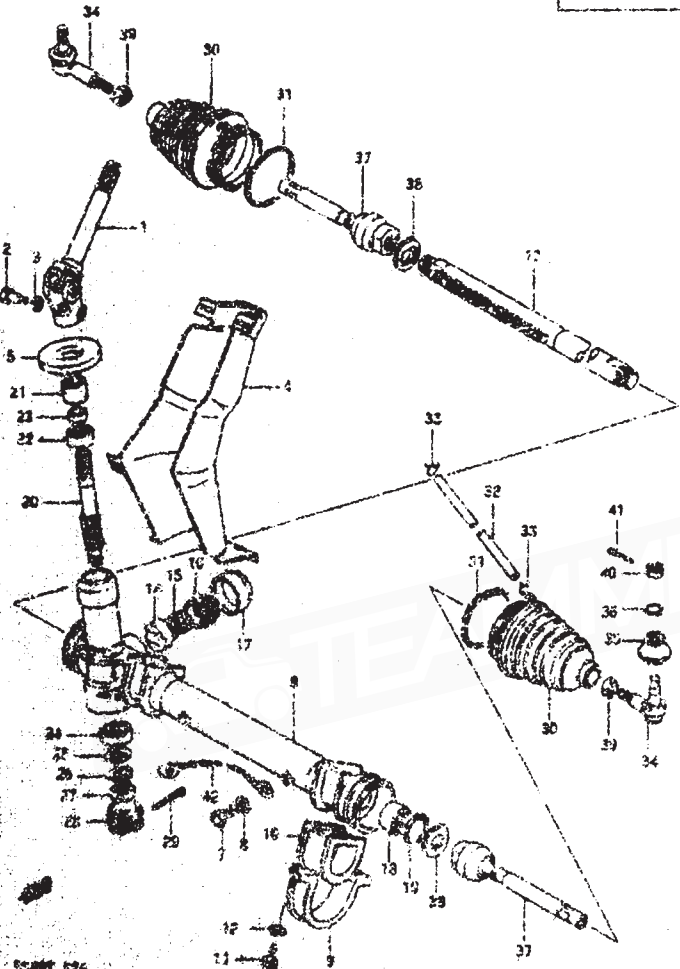
FIG. 33



56

FIG. 34 (G-9) STEERING LINK

REF. NO.	PART NO.	DESCRIPTION	QTY	REMARKS
34	48840-78000	END, steering tie rod	2	
35	48849-82000	END SET	2	
36	00402-23000	COLL	2	
37	48830-79001	TIE ROD, steering	2	
38	48841-78000	LOCK WASHER	2	
39	09140-12002	NUT	2	
40	08314-61120	FLY	2	
41	04111-30006	COUPLER PIN	2	
42	48520-78200	LEAD WIRE, front wheel	1	

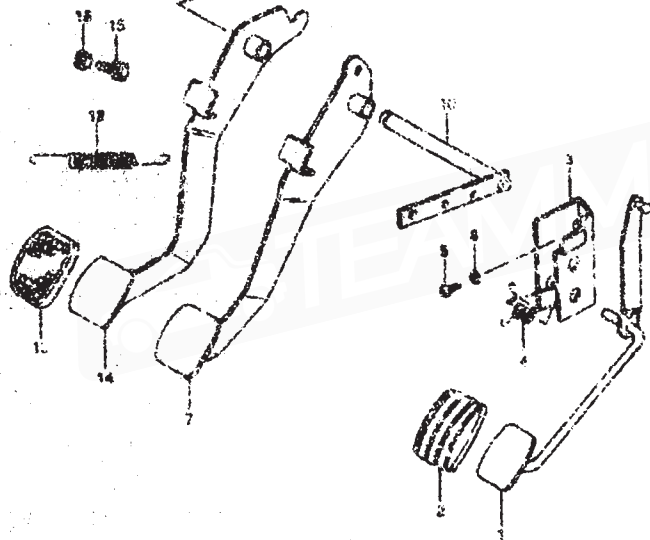
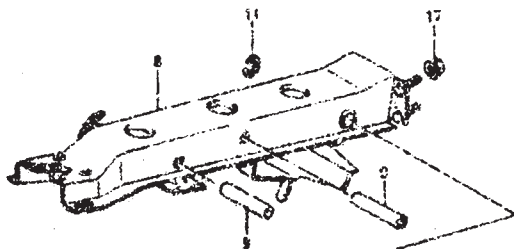


SCHEM 224

SCHEM 224

IGNITION	1-6	FRONT BODY PANEL	1-2	FRONT SEAT	1-2	LOCK SET AND RADIO	F-12	REAR DRUM BRAKE	0-3	STEERING WHEEL	0-7
IGNITION SYSTEM CYLINDER	H-2	FRONT BUMPER	1-8	FRONT SUSPENSION	0-2	PARKING BRAKE	0-8	REAR WHEEL BRAKE	0-5	STRAP TONGE AND HOOD FLAP	J-4
WIPER SYSTEM	H-3	FRONT DOOR GLASS	1-4	FRONT WHEEL BRAKE	H-4	PEDAL	0-10	REAR WHEEL AND TIRE	0-4	SWITCH	F-12
CAP BEARING	1-13	FRONT DOOR LOCK	1-7	FRONT WINDOW	1-4	REAR AXLE	0-9	SEAT BELT	2-13	VENTILATOR	0-12
CLIP MAIN PIN	0-3	FRONT DOOR PANEL	J-7	FUEL TANK	J-10	REAR BODY PANEL	1-4	SIDE BODY PANEL	1-7	WASHER	F-10
COUPLER	0-2	FRONT FENDER	1-3	GENERATOR	P-3	REAR BUMPER	1-8	WHEELS	F-2	WIPER	F-14
CRANK PIN	0-8	FRONT HOOD PANEL	1-3	INTERIOR PANEL	1-11	REAR OILY LOCK	1-10	STARTING MOTOR	F-2	WASHER SPRINGER	F-10
FRONT BALL	0-5	FRONT LAMP	F-8	INTERIOR WIRE	J-7	REAR LAMP	F-9	STEERING LINK	0-9		

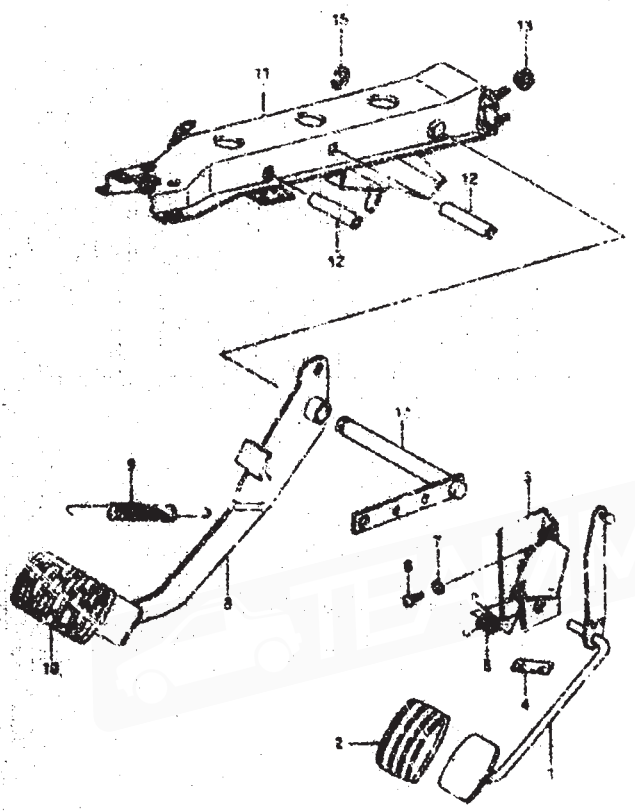
REF. NO.	PART NO.	DESCRIPTION	QUANTITY
1	49510-78101	PEDEL, accelerator	1
2	49491-79000	PLATE, accelerator pedal	1
3	49511-78140	BRACKET, accelerator pedal	1
4	49445-21002	SPRING	1
5	02512-06326	BUSH	2
6	04321-22462	LOCK WASHER	2
7	49610-78370	SCREW, brass	1
8	49710-81000	BRACKET, pedal	1
9	08105-12708	SPACER (10.1x1.1x.5)	2
10	40724-78002	SWIFT, pedal	1
11	06321-11106	E RING	1
12	09443-11006	SPRING	2
13	49731-79001	PRO, pedal	2
14	49610-78000	PEDAL, clutch	1
15	08177-06206	BOLT, pedal stop	1
16	08310-22006	NUT	1
17	08315-22006	NUT	1



36407 E24

36407 E24

BATTERY.....F-6	FRONT BODY PANEL.....1-2	FRONT SEAT.....J-1	LOCK SET AND HANDLE.....F-13	REAR SUSPENSION.....G-3	STEERING WHEEL.....G-7
BRAKE MASTER CYLINDER.....H-2	FRONT BUMPER.....1-8	FRONT SUSPENSION.....G-2	PARKING BRAKE.....H-6	REAR WHEEL BRAKE.....H-5	STRIPES TAPE AND MUD FLAP.....J-6
BRAKE PIPING.....H-3	FRONT DLY. GLASS.....1-3	FRONT WHEEL BRAKE.....H-4	PEDAL.....G-10	REAR WHEEL TIRE.....G-1	SWITCH.....F-12
CAR HEATER.....F-11	FRONT DOOR LOCK.....1-9	FRONT WINDOW.....J-10	REAR AXLE.....G-6	SEAT BELT.....J-11	VENTILATOR.....I-12
CRUISE RATE PIPE.....I-5	FRONT FENDER.....1-5	FUEL TANK.....J-11	REAR BODY PANEL.....I-4	SHIRT BODY PANEL.....I-7	WASHER.....F-15
DISTRIBUTOR.....F-8	FRONT HOOD PANEL.....1-3	GENERATOR.....F-5	REAR BUMPER.....I-9	SPRINKLER.....F-7	WIPER.....F-14
FLOOD MAT.....J-12	FRONT LAMP.....1-7	IGNITION SWITCH.....I-11	REAR BATE LOCK.....I-10	REPORTING MOTOR.....F-2	WIRING HARNESS.....F-10
FRONT AXLE.....G-9	FRONT LAMP.....1-7	INFERIOR TRIM.....I-3	REAR LAMP.....I-8	STEERING LINK.....G-8	




REF. NO.	PART NO.	DESCRIPTION	QTY
1	4941C-78108	FIBER, accelerator	1
2	49431-75107	FRD, accelerator pedal	1
3	49421-75121	BRACKET, accelerator pedal	1
4	49421-76120	PLATE, accel. switch base	1
5	09448-21172	SPRING	1
6	02113-04126	SCREW	2
7	08321-21066	LOCK WASHER	2
8	09410-76121	PIVOT, base	1
9	07443-12006	SPRING	1
10	49731-76110	FRD, brake pedal	1
11	49410-31100	BRACKET, pedal	1
12	09110-10308	SPACER (10.1x13x55.9)	2
13	09116-24084	NUT	4
14	49720-75121	SWIFT, pedal	1
15	08322-11104	E RING	1

8040T (21)

2840T (21)

BATTERY.....P-6	FRONT BODY PANEL.....1-2	FRONT SEAT.....J-12	LOCK SET AND RADIO.....F-13	REAR SUSPENSION.....B-3	STEERING WHEEL.....G-7
BRAKE MASTER CYLINDER.....H-5	GRIP.....G-1	FRONT SUSPENSION.....G-2	PARKING BRAKE.....A-6	REAR HOOK BRAKE.....H-5	STRIPES TAPE AND RIG FLAP.....J-4
BRAKE PIPING.....B-5	FRONT BODY LOCKS.....3-4	FRONT WHEEL BRAKE.....H-4	PEDES.....G-16	REAR WHEEL AND TIRE.....G-4	SWITCH.....F-12
CHIR HORN.....11-3	FRONT BODY PANEL.....1-7	FRONT WINDSHIELD.....J-10	REAR HOLE.....G-4	SPR. BELT.....J-13	TELEPHONE.....F-12
CRACK BAIL PIPE.....11-3	FRONT BODY PANEL.....1-7	FRONT WINDSHIELD.....J-10	REAR BODY PANEL.....1-8	STEEL BODY PANEL.....1-7	WASHER.....F-15
DIG ESTIMATOR.....11-3	FRONT BODY PANEL.....1-7	FRONT WINDSHIELD.....J-10	REAR BODY PANEL.....1-8	3 SPEED MOTOR.....F-7	WASHER.....F-15
FLASH BATT.....11-3	FRONT BODY PANEL.....1-7	FRONT WINDSHIELD.....J-10	REAR BODY PANEL.....1-8	SWITCHING MOTOR.....F-2	WIPING MACHINES.....F-10
FRONT AXLE.....1-4	FRONT BODY PANEL.....1-7	FRONT WINDSHIELD.....J-10	REAR BODY PANEL.....1-8	WHEELING LINK.....G-9	

PART NO.	ADDRESS NO.	PART NO.	ADDRESS NO.	PART NO.	ADDRESS NO.	PART NO.	ADDRESS NO.	PART NO.	ADDRESS NO.	PART NO.	ADDRESS NO.
08321-31083	G-2	08322-21064	J-5			09140-16007	I-3	09140-10001	I-2	09202-05016	E-2
	G-8	08322-21066	D-14	09143-12002		09141-18002	G-5	09160-10020	B-6	09202-05018	D-4
	H-5		F-14	09108-06036		09148-04010	J-3	09140-10039	D-5	09205-04003	D-6
08321-31086	B-10		I-4	09108-06040		09148-04019	F-8	09160-10061	D-13	09205-04009	D-6
	G-7		I-0	09108-06078		09148-05003	I-5	09160-10078	E-7	09205-04005	D-7
	G-8		I-8	09108-06080			I-5	09160-12043	B-10	09205-04009	D-8
08321-31088	H-3		B-11	09108-08093			I-8	09160-12056	G-5	09206-13001	B-3
08321-31103	G-2		J-3	09108-08098			J-4	09160-12072	E-4	09206-13011	E-4
	G-3		I-3	09108-08042		09140-05005	I-11	09166-17021	G-7	09209-05016	J-9
08321-31106	G-2	08322-21067	I-3	09111-06017			J-11	09160-18017	G-5	09209-13007	C-3
	H-2	08322-21084	J-6	09111-07015		09148-05013	I-11	09166-23007	F-12	09241-12001	D-3
	H-4	08323-31044	J-9	09111-08052		09148-05015	I-5	09160-25026	E-2	09241-14001	D-4
	I-2	08331-31176	G-7			09148-05020	I-11	09161-06008	J-5	09245-26002	B-3
08321-31123	G-2	08331-41139	G-6	09115-06001		09148-06007	J-7	09161-06018-896	J-5		B-4
	G-3	08331-41476	D-12				I-9	09161-10009	H-7	09241-30002	B-4
	H-4	08332-11043	E-4	09119-06051		09150-06010	C-3	09162-06005	B-5	09241-47002	D-3
08321-31126	G-7	08332-11063	E-4	09119-10011		09159-04004	F-9	09166-12017	G-2	09241-50007	D-3
	G-8	08332-11083	E-4	09119-10017		09159-07022	B-9	09165-03006	I-8	09241-54002	D-3
08322-11066	D-14	08332-11106	G-10	09125-05038		09159-06033	E-8	09161-14013	D-6	09245-18002	C-4
08322-11083	D-2		G-11	09125-06066		09159-10014	B-6	09166-20008	D-8	09246-04012	B-11
	E-4	08341-31059	B-8	09127-05016			B-7	09166-25005	G-3	09245-06001	B-4
08322-11084	E-4	08341-19033	I-2	09128-06011		09159-10017	C-4	09177-24002	G-3	09246-06002	B-4
	G-7	09108-06119	B-5			09159-16004	D-3	09167-26004	D-3	09246-16004	D-5
	G-8	09108-06127	R-10	09128-06022		09160-05002	I-5	09168-10007	D-6	09247-15004	D-13
	I-10	09108-08158	F-5	09128-06029		09160-05003	J-2		D-7	09247-16007	D-14
	J-12	09100-06167	J-7	09128-06032		09160-05006	I-13	09168-10021	D-13	09247-12101	B-5
08322-11088	J-7	09140-10028	H-4			09160-05034	G-7	09165-10028	J-11		J-10
08322-11103	B-6	09140-10094	G-2	09128-06038		09160-06012	I-13	09168-12005	J-10	09250-05007	J-3
	G-3	09100-10157	H-2	09128-06041		09160-06020	I-9	09168-12007	B-5	09250-07001	J-3
08322-11174	E-8	09100-10184	G-2	09128-10002			J-10	09168-12009	D-9	09250-13001	G-6
	G-6	09100-12014	G-3	09132-05015		09160-06027	B-10		D-14	09250-14003	J-3
08322-21036	F-12	09100-12020	G-2	09132-05017			I-11	09169-03024	J-10	09250-14005	J-3
08322-21053	E-4	09100-12021	G-3	09132-05021		09160-06028	C-4	09180-04106	B-10	09250-20002	C-3
08322-21055	I-9	09100-12118	H-4	09132-05030		09160-06039	J-12	09180-08037	C-4	09250-20111	I-10
08322-21056	E-5	09103-08024	F-2	09132-06008		09160-06057	B-4	09180-08093	J-10	09250-25005	J-3
	F-8	09103-08036	D-5	09135-06017			I-10	09180-08111	B-10	09250-30002	J-3
	F-9	09103-08152	B-10	09136-05024		09160-08007	I-5	09160-10068	G-10	09250-30003	D-5
	F-10	09103-08194	B-3	09136-05037		09160-08010	I-6		G-11		D-10
	F-11	09103-08195	B-3	09137-08004			J-9	09180-12035	G-3	09250-30008	I-4
	G-7	09103-10014	E-2	09139-05035			I-6	09180-15048	G-2	09250-40002	J-3
	I-5	09103-10018	B-3	09139-06012			I-11	09180-21001	G-6	09261-02009	D-3
08322-21038	F-10	09103-10022	B-4	09140-06017		09160-08033	F-4	09180-35005	G-5	09261-03002	D-6
	G-7	09103-10047	B-4	09140-10029		09160-08075	B-10	09200-06044	E-4	09242-20076	G-4
	C-3		B-7	09140-12072			G-3	09200-08030	H-2	09242-25074	G-6
08322-21043	H-2	09103-10097	B-8	09140-12072			E-4	09200-08039	H-4	09242-35029	G-5



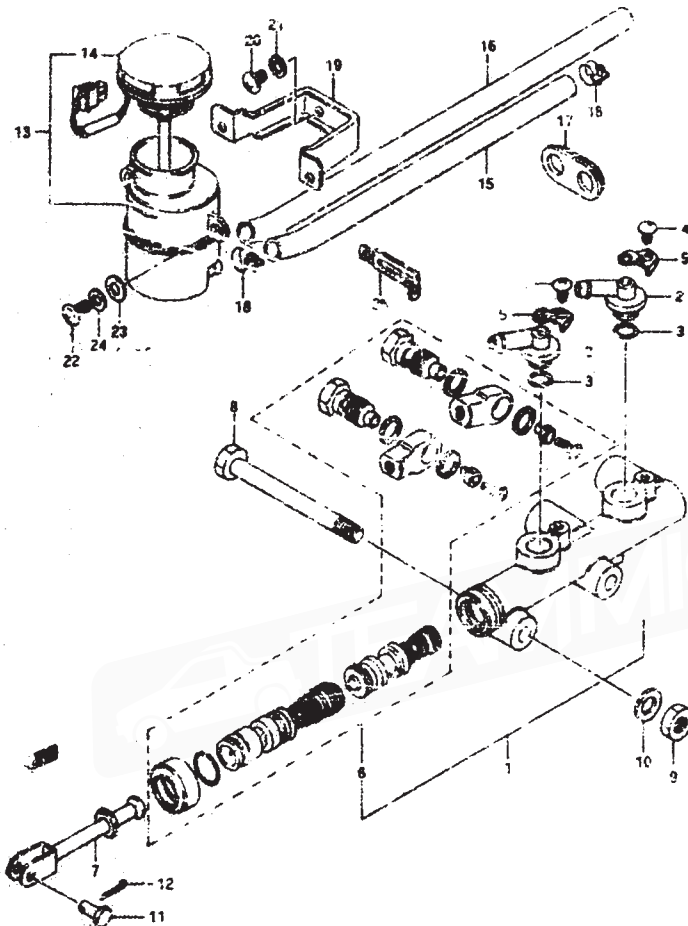
AIR CLEANER.....G-2	CRANKSHAFT.....H-8	GEAR SHIFT CONTROL...E-3	OIL PUMP AND OIL PAN (AT)...D-14	WATER HOSE...G-10
AT ASSY (AT).....H-9	CYLINDER BLOCK...H-4	GEAR SHIFT FORK (MT)...D-6	RADIATOR.....C-8	WATER TUB...D-7
AT GASKET SET (AT)...G-5	CYLINDER HEAD...B-3	INTAKE MANIFOLD...B-11	SELECTOR LEVER (AT).....G-9	
AT PARKING BRAKE (AT) G-17	DIFFERENTIAL BEAR...D-2	LABEL.....C-15	SWAGE BELT...R-10	
CAN SHAFT AND VALVE...G-5	EMISSION CONTROL...C-11	SPFELLER.....C-4	(TRANSMISSION (AT).....D-11	
CARBURATOR.....B-12	ENGINE GASKET SET...G-2	OIL HOSE (AT).....D-15	TRANSMISSION (MT).....D-5	
CLUTCH (MT).....D-9	ENGINE MOUNTING...B-6	OIL PAN.....B-5	TRANSMISSION CASE (AT) ...D-10	
CONTROL CABLE.....G-1	FUEL PUMP.....D-5	OIL PUMP.....C-6	TRANSMISSION CASE (MT) ...D-9	

DRY TOW.....F-6	FRONT BODY PANEL...I-2	FRONT SEAT.....J-12	LOCK SET AND RADIO...F-3	REAR SUSPENSION...G-3	STEERING WHEEL.....G-7
DRIVE MASTER CYLINDER...G-2	FRONT BUMPER...I-8	FRONT SUSPENSION...G-2	PARKING BRAKE...H-6	REAR WHEEL BRAKE...H-5	STRIPES TAPE AND HED FLAT...I-6
DRIVE PIPING.....H-11	FRONT DOOR GLASS...J-3	FRONT WHEEL BRAKE...H-4	PEDAL.....G-10	ROAD WHEEL AND TIRE...G-8	SWITCH.....F-12
CAR HEATER.....H-11	FRONT DOOR LOCK...J-9	FRONT WINDOW...J-6	REAR AXLE.....G-6	SAFETY BELT...J-11	VENTILATION.....F-13
DECK WALL PIPE...J-5	FRONT DOOR PANEL...J-7	FUEL TANK.....J-10	REAR BODY PANEL...I-6	SIDE BODY PANEL...I-7	WASHER.....F-15
DISTRIBUTOR.....G-5	FRONT FENDER...I-5	GENERATOR.....F-3	NEAR BUMPER...I-9	SPEEDOMETER...F-7	WIPER.....F-14
FLOOR MAT.....I-2	FRONT HOOD PANEL...I-5	INSTRUMENT PANEL...I-11	NEAR GATE LOCK...I-10	STARTING MOTOR...F-2	WIRING HARNESS.....F-10
FRONT AXLE.....G-5	FRONT LAMP...F-8	INTERIOR TRIM...J-3	REAR LAMP...F-9	STEERING LINK...G-8	

FIG. 61

H - 2

FIG. 61 (CONT.) BRAKE MASTER CYLINDER



REF. NO.	PART NO.	DESCRIPTION	QTY	REMARKS
1	51160-78011	CYLINDER ASSY, brake master	1	
2	51191-78010	CONNECTOR	2	
3	51192-78010	O-RING	2	
4	51194-78011	BOLT	2	
5	51194-78011	WASHER	2	
6	51160-78021	PISTON/CUP SET	1	
7	51180-78010	ROD, push	1	
8	09100-12152	BOLT	2	
9	09310-12106	NUT	2	
10	09321-31106	LOCK WASHER	2	
11	09200-08030	PIV	1	
12	04111-29206	CENTER PIN	1	
13	51200-81010	RESERVOIR ASSY	1	
14	51220-81010	CAP, reservoir	1	
15	51241-67639	HOSE, brake reservoir	1	L11000-265
16	51241-67639	HOSE, brake reservoir	1	L11000-350
17	51259-78000	BRACKET, reservoir hose	1	
18	09400-16402	CLAMP	4	
19	51250-78000	BRACKET, brake reservoir	1	
20	02-12-06103	SCREW	2	
21	08321-21063	LOCK WASHER	2	
22	02112-05163	SCREW	2	
23	06322-21063	WASHER	2	
24	08321-21063	LOCK WASHER	2	
25	09404-16402	CLAMP	1	

SS407 E24

SS407 E24

BATTERY.....F-6	FRONT BODY PANEL.....1-2	FRONT SCAT.....J-12	LOCK SET AND RAD. O.F.....F-13	REAR SUSPENSION.....G-9	STEERING WHEEL.....G-7
BRAKE MASTER CYLINDER.....H-2	FRONT BUMPER.....1-6	FRONT SUSPENSION.....G-2	DRINKING BRAKE.....H-6	REAR WHEEL BRAKE.....H-5	STRIFE TAPE AND MUD FLAP.....J-4
BRAKE PIPING.....H-3	FRONT DOOR CLASS.....J-8	FRONT WHEEL BRAKE.....H-4	PEDAL.....G-16	ROAD WHEEL AND TIRE.....G-4	SWITCH.....F-12
CAP HEATER.....J-13	FRONT DOOR LOCK.....J-9	FRONT WINDOW.....J-6	REAR AXLE.....G-8	SEAT BELT.....J-13	VEHICLE LIGHT.....F-11
DECK RAIL PIPE.....J-5	FRONT DOOR PANEL.....J-7	FUEL TANK.....J-10	REAR BODY PANEL.....J-6	SIDE BODY PANEL.....J-7	WASHER.....F-15
DISTRIBUTOR.....F-5	FRONT FENDER.....1-5	GENERATOR.....F-3	REAR BUMPER.....J-9	SPEEDOMETER.....F-7	WIPER.....F-14
FLOOR MAT.....J-2	FRONT HOOD PANEL.....1-5	INSTRUMENT PANEL.....1-11	REAR GATE LOCK.....1-10	STARTING MOTOR.....F-2	WIRING HARNESS.....F-10
FRONT AXLE.....G-5	FRONT LAMP.....F-8	INTERIOR TRIM.....1-3	REAR LAMP.....7-9	STEERING LINK.....G-6	

FIG. 62

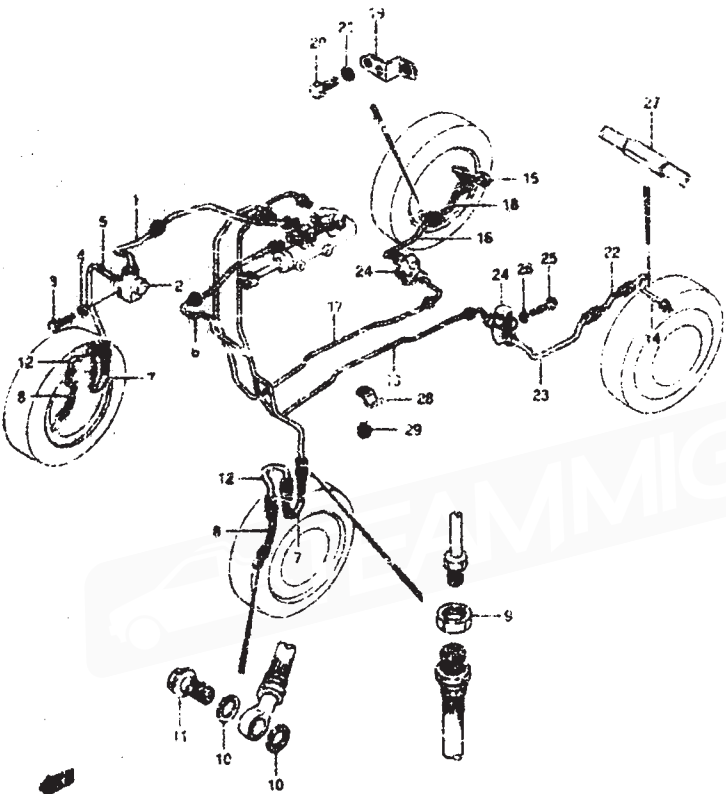


7.

FIG. 62 (H) BRAKE PIPING

QTY

REMARKS

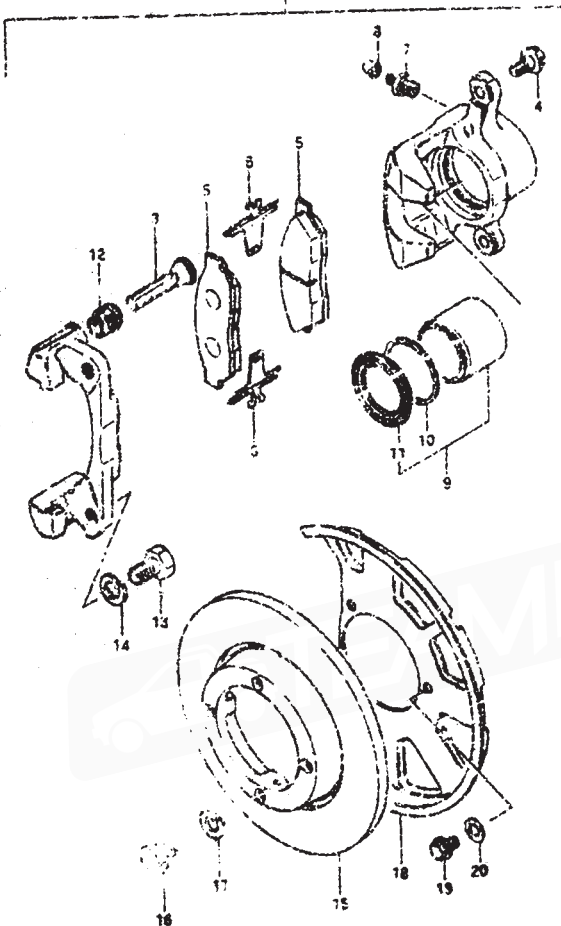


REF. NO.	PART NO.	DESCRIPTION	QTY	REMARKS
1	51410-81100	PIPE, brake No.1	1	
2	51610-86100	JOINT, 2 way	2	
3	01377-08256	BOLT	1	
4	08321-31066	LOCK WASHER	1	
5	51420-79411	FLAC, brake No.2	1	
6	51430-81100	PIPE, brake No.3	1	
7	51570-84100	HOSE, front flexible	2	
8	51520-78410	HOSE, front disc flexible	2	
9	09140-16007	NUT	10	
10	09160-10000	WASHER	8	
11	09360-10026	BOLT, wheel	2	
12	51440-78010	PIPE, brake No.4	1	
13	51460-81100	PIPE, brake No.6	1	
14	51470-78010	PIPE, brake No.7	1	
15	51490-78410	PIPE, brake No.9	1	
16	51500-78410	PIPE, brake No.10	1	
17	51340-81100	PIPE, brake No.14	1	
18	51440-78410	HOSE, rear flexible	1	
19	51540-78400	BRACKET, flexible hose	1	
20	01107-05165	BOLT	2	
21	08321-31066	LOCK WASHER	2	
22	51540-78010	HOSE, rear flexible	1	
23	51410-78010	PIPE, brake No.12	1	
24	51910-78420	VALVE ASSY, proportioning	2	
25	01107-05406	BOLT	2	
26	08321-31066	LOCK WASHER	2	
27	51725-67500	FLANGE OR hose pipe	3	
28	09403-05302	LAMP	10	
29	19132-06008	SCREW	10	

SS407 E24

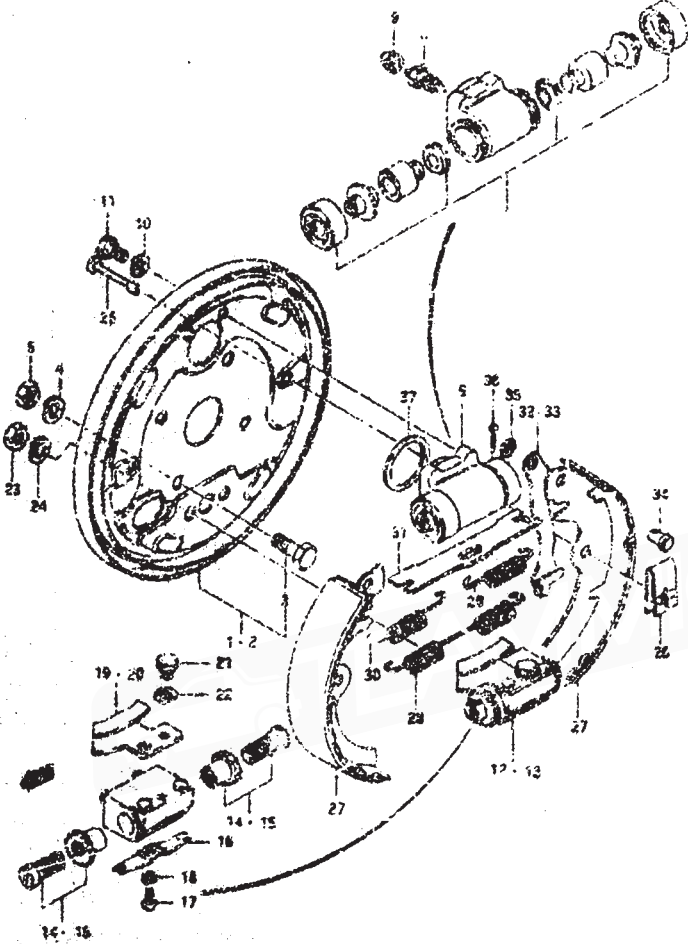
SS407 E34

BATTERY.....F-6	FRONT BODY PANEL.....I-2	FRONT SEAT.....J-12	LOCK SET AND RADIO.....F-11	REAR SUSPENSION.....G-3	STEERING WHEEL.....G-7
BRAKE MASTER CYLINDER.....H-2	FRONT BUMPER.....I-8	FRONT SUSPENSION.....J-2	PARKING BRAKE.....H-8	REAR WHEEL WIPER.....H-5	STRIPES TAPE AND MUD FLAP.....J-9
BRAKE PIPING.....H-3	FRONT DOOR GLASS.....J-8	FRONT WHEEL BRAKE.....J-4	PEDAL.....G-10	ROAD WHEEL AND TIRE.....G-4	SWITCH.....F-12
CAR HEATER.....I-13	FRONT DOOR LOCK.....J-9	FRONT WINDOW.....J-6	REAR AXLE.....G-5	SEAT BELT.....J-13	VENTILATOR.....F-17
DECK RAIL PIPE.....J-5	FRONT DOOR PANEL.....J-7	FUEL TANK.....J-10	REAR BODY PANEL.....I-4	SIDE BODY PANEL.....I-7	WASHER.....F-15
DISTRIBUTOR.....F-9	FRONT FENDER.....I-5	GENERATOR.....F-1	REAR BUMPER.....I-9	SPEEDOMETER.....F-1	WIPER.....F-14
FLOOR MAT.....J-2	FRONT HOOD PANEL.....I-3	INSTRUMENT PANEL.....I-1	REAR GATE LOCK.....I-10	STARTING MOTOR.....F-2	WIRING HARNESS.....F-10
FRONT AXLE.....G-3	FRONT LAMP.....F-8	INTERIOR TRIM.....J-3	REAR LAMP.....F-9	SAFING LINK.....G-4	



REF. NO.	PART NO.	DESCRIPTION	QTY	REMARKS
1	55101-70451	CALIPER ASSY, disc brake RH	1	
2	55102-70451	CALIPER ASSY, disc brake LH	1	
3	55091-70450	WREN	4	
4	55035-70451	WGT, 51R	4	
5	55210-70450	FRD	4	
6	55214-70450	SPRING, pad	3	
7	55131-70450	PLUG, 1/2" hose	4	
8	57130-55110	UNF, bleeder plug	2	
9	55100-70451	PISTON/CLIP SET	2	
10	55136-70450	SEAL, piston	2	
11	55141-70451	BRAT, piston	2	
12	55001-70450	SHOT, pin	4	
13	09100-12210	BOLT	4	
14	09321-51121	LOCK WASHER	4	
15	55521-70401	DISC, front wheel	2	
16	04101-10020	BOLT (LOCK)	8	
17	08721-51106	LOCK WASHER	8	
18	55521-70401	COVER, master cyl. dust	2	
19	04517-06146	BOLT	6	
20	09161-06007	WASHER (6.5X10X1.4)	6	

BATTERY.....	F-6	FRONT BODY PANEL.....	J-2	FRONT SEAT.....	J-12	LOCK SET AND RADIO.....	F-15	REAR SUSPENSION.....	G-3	STEERING WHEEL.....	G-7
BRK/MZ MASTER CYLINDER.....	H-2	FRONT BUMPER.....	I-8	FRONT SUSPENSION.....	G-2	PARKING BRAKE.....	H-6	REAR WHEEL BRAKE.....	H-5	STRIPPY TAPE AND MID FLAP.....	J-4
BRAKE PIPING.....	H-3	FRONT DOOR GLASS.....	J-8	FRONT WHEEL BRAKE.....	H-4	PEDAL.....	G-10	ROAD WHEEL AND TIRE.....	G-4	SWITCH.....	F-12
CAR HEATER.....	I-13	FRONT DOOR LOCK.....	J-9	FRONT WINDOW.....	J-6	REAR AXLE.....	G-6	SEAT BELT.....	J-13	VENTILATOR.....	F-12
DECK RAIL PIPE.....	J-5	FRONT FLOOR PANEL.....	J-7	FUEL TANK.....	J-10	REAR BODY PANEL.....	I-6	TRUCK BODY PANEL.....	I-7	WIPER.....	F-15
DISTRIBUTOR.....	F-5	FRONT HOOD.....	I-3	GENERATOR.....	F-3	REAR BUMPER.....	I-9	SPEEDOMETER.....	F-7	WIPER.....	F-14
FLOOR MAT.....	F-2	FRONT MOOD PAPE.....	I-3	INSTRUMENT PANEL.....	I-1	REAR WHEEL LOCK.....	I-10	STARTING MOTOR.....	F-2	WIPING LEANESS.....	F-16
FRONT AXLE.....	G-5	FRONT LAMP.....	F-8	INTERIOR TRIM.....	J-3	REAR LAMP.....	F-9	SPRING LINK.....	G-8		




REF. NO.	PART NO.	DESCRIPTION	QTY.
1	53400-61001	PLATE, bearing RH	1
2	53402-61001	PLATE, bearing LH	1
3	53411-73510	BOLT	2
4	02321-61157	LOCK WASHER	8
5	09410-12003	NUT	2
6	53402-67010	CYLINDER ASBY	2
7	52400-67021	POSTER CAP - BODY SET	2
8	53473-60010	PLUG, sleeve	2
9	53474-60010	WIP	2
10	01175-01187	LOCK WASHER	6
11	01107-00129	BOLT	4
12	53400-61010	ANCHOR ASBY, brake RH	1
13	53400-61010	ANCHOR ASBY, brake LH	1
14	52470-60033	SLEEVE PART, adjust	2
15	32550-60032	SLEEVE ASBY, adjust	2
16	53471-72011	SPRING	2
17	02112-01068	SCREW	2
18	02371-21007	LOCK WASHER	2
19	53401-61111	PLATE, wire guide RH	1
20	53402-61011	PLATE, wire guide LH	1
21	02107-01118	NUT	2
22	01122-71007	LOCK WASHER	2
23	02310-12001	NUT	4
24	02371-31008	LOCK WASHER	4
25	52240-61001	PIN	4
26	53742-70011	SPRING, shock plate No.1	2
27	53741-70010	SHOCK PLATE	4
28	53741-70010	SPRING	2
29	53700-60010	SPRING, shock plate No.2	2
30	53700-60010	SPRING, shock plate No.2	2
31	53711-60010	STRUT, shock plate parking	2
32	53721-61010	LEVER, parking shoe LH	1
33	53722-61010	LEVER, parking shoe RH	1
34	53731-61010	PIN	2
35	53742-53010	WASHER	2
36	01111-20136	CUTTER PIN	2
37	53444-61011	BEET, cone cylinder	2

21 threads
24 threads

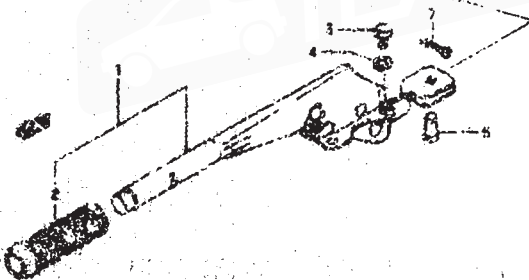
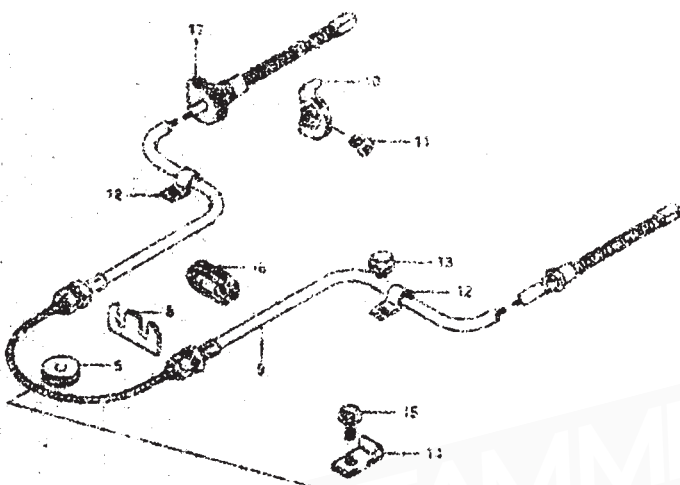
53407 E24

53407 E24

BATTERY.....	F-6	FRONT BODY PANEL.....	1-2	FRONT SEAT.....	J-12	LOCK, SPY AND RADIO.....	F-13	REAR SUSPENSION.....	G-3	STEERING WHEEL.....	G-1
BRAKE MASTER CYLINDER.....	H-2	FRONT BUMPER.....	1-8	FRONT SUSPENSION.....	G-2	PARKING BRAKE.....	H-4	REAR WHEEL DRIVE.....	H-5	STRIPS TAPE AND MUD FLAP.....	J-2
BRINE PIPING.....	H-3	FRONT DOOR GLASS.....	J-8	FRONT WHEEL DRIVE.....	H-4	PEDESTAL.....	G-10	REAR WHEEL AND TIRE.....	G-4	SWITCH.....	F-12
CAR SEAT.....	J-1	FRONT DOOR LOCK.....	J-9	FRONT WINDOW.....	G-6	REAR AXLE.....	G-5	REAR BODY.....	J-13	VENTILATOR.....	F-12
DOOR PANEL FITTING.....	J-3	FRONT DOOR PANEL.....	J-7	FUEL TANK.....	I-10	REAR BODY PANEL.....	I-6	SHOCK SPRING.....	F-7	WHEEL.....	F-15
DISTRIBUTOR.....	F-5	FRONT FEND.....	I-3	GENERATOR.....	F-3	REAR BUMPER.....	I-3	SWITCH.....	F-2	WIPER.....	F-14
FLOOR MAT.....	J-2	FRONT HOOD.....	I-3	INSTRUMENT PANEL.....	I-11	REAR GATE LOCK.....	I-10	SWITCHING.....	F-2	WIPING MIRRORS.....	F-16
FRONT AXLE.....	G-5	FRONT LAMP.....	F-4	INTERIOR TRAIL.....	G-3	REAR LAMP.....	F-4	STEERING.....	G-4		



REF. NO.	PART NO.	DESCRIPTION	QTY	REMARKS
1	54402-78000	LOCKER BODY, parking brake	1	
2	54412-68000	CRIP	1	
3	01107-00000	BOLT	4	
4	01521-01004	WASHER	4	
5	04402-78000	BRACKET, cable	1	
6	05200-00000	PIN	4	
7	06111-22006	LOTION PIN	1	
8	14403-78000	STRENGTH, cable	1	
9	04410-81110	DRUM, parking brake	1	
10	54402-78000	REARSET, parking cable	2	
11	05142-00000	SCREW	1	
12	05403-00000	CLAMP	2	
13	01530-01000	BOLT	1	
14	05403-00000	CLAMP	2	
15	01517-00000	WELT	2	
16	54407-78000	DRUMSET, cable hold	1	
17	01107-00000	WASHER	2	





REAR DR

REAR E2A

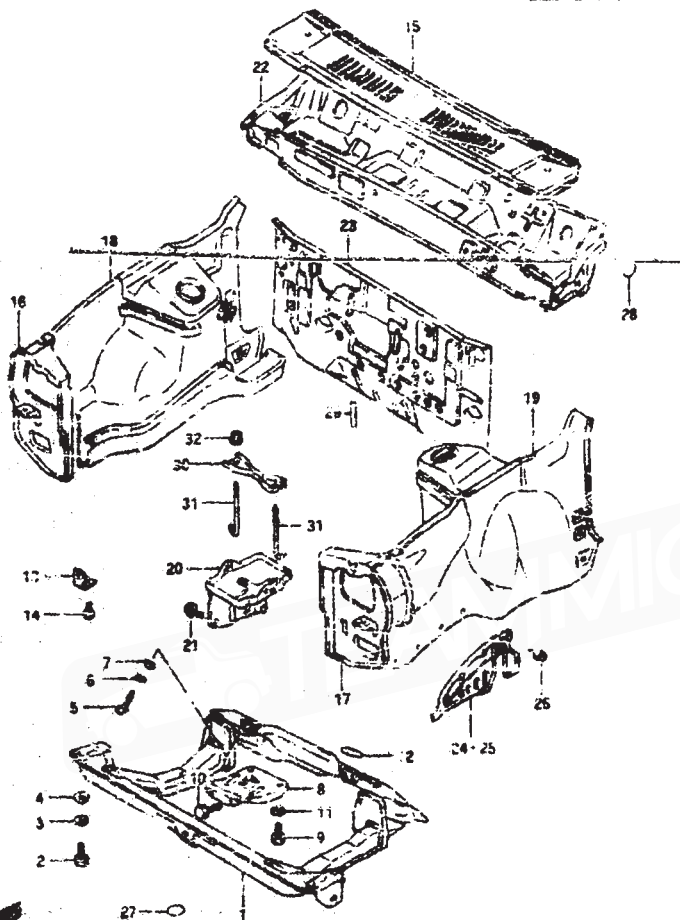
DEFLECTOR.....C-2	FRONT BODY PANEL.....1-2	FRONT SEAT.....3-12	LOCK SET AND RADIO.....F-13	REAR SHIPPERS-OP.....G-5	STEERING WHEEL.....G-7
DRIVE SHAFT CYLINDER.....H-3	FRONT BUMPER.....1-8	FRONT SUBPENSION.....G-2	PARKING BRAKE.....H-6	REAR WHEEL SPINER.....1-5	STRIPES TAPE AND HUD FLAP.....J-4
WASHER PIPING.....H-3	FRONT DOOR GLASS.....2-9	FRONT WHEEL BRAKE.....H-4	PEDA.....G-10	FRONT WHEEL AND TIRE.....G-4	DRIVER.....C-12
REAR WHEEL.....1-11	FRONT BODY LOCK.....2-9	FRONT WINDOW.....2-6	REAR AXLE.....G-8	REY BELT.....1-13	VEHICLE.....C-12
FRONT WHEEL WIPER.....1-5	FRONT REAR PANEL.....1-2	FUEL TANK.....2-10	REAR BODY PANEL.....1-6	SHOCK BODY PANEL.....1-7	WASHER.....F-12
DRIVE SHAFT.....F-8	FRONT FLOOR.....1-5	GENERATOR.....F-3	REAR BUMPER.....1-9	SPEAKER.....F-2	WIPER.....F-11
FRONT WHEEL.....1-2	FRONT HORN.....1-5	INSTRUMENT PANEL.....1-11	REAR CATCH LOCK.....1-10	SPEEDOMETER.....F-2	WIPER.....F-11
FRONT WHEEL.....1-2	FRONT LAMP.....1-5	INTERIOR MIRROR.....1-5	REAR LAMP.....F-9	SPEEDOMETER.....F-2	WIPING MESSAGES.....F-10
				STEERING MOTOR.....F-2	
				STEERING LINK.....G-8	

PART NO.	ADDRESS NO.	PART NO.	ADDRESS NO.	PART NO.	ADDRESS NO.	PART NO.	ADDRESS NO.	PART NO.	ADDRESS NO.	PART NO.	ADDRESS NO.
09262-35030	G-5	09308-25002	F-10	09343-07161	C-11	09403-14402	C-11	09448-12005	G-2		
09263-18013	G-8	09309-08010	H-6				C-12	09448-18008	D-2		
09263-25033	H-3	09319-10030	G-2	09347-11015	J-10	09404-06402	H-2	09448-21002	G-10		
09263-25037	D-3	09319-24008	D-3	09344-07016	J-11	09404-06404	D-5		G-11		
09263-30007	D-3	09320-05014	I-8	09344-08002	F-10		F-10	09460-01019	E-8		
09263-30010	D-3	09320-06013	C-2				I-2	09471-06413	C-3	09471-12004	E-5
	D-11	09320-12025	J-10	09360-10022	D-15		C-11	09471-12028	F-7		
09269-35003	H-2	09320-13013	C-5	09360-10026	H-3		C-12	09471-12045	F-8		
09280-08009	E-3	09320-13014	C-5	09367-04003	C-12	09404-06402	F-10	09471-12056	F-9		
09280-11002	D-5	09321-05005	J-11	09371-16001	H-8	09404-08413	F-10	09471-12057	F-9		
09280-14004	C-3	09321-05009	I-3	09381-24001	E-2	09407-05404	F-10	09471-12059	F-8		
	C-9	09321-05010	I-10	09381-28002	G-8	09407-05405	F-10	09471-12073	F-8		
09280-16005	H-4	09321-05018	I-3	09385-04001	E-4	09407-10402	F-10	09471-12076	F-8		
09280-18005	D-5	09329-01003	J-11	09388-00007	D-4	09407-14403	D-5		F-9		
09280-19001	D-4	09329-03001	I-11	09388-00018	D-4		D-10	09481-10101	F-10		
	D-9	09341-06002	D-5	09390-47006	D-3	09407-22403	J-10	09481-15101	F-10		
	D-12		D-10	09390-50002	D-3	09408-05010	F-11	09492-01123	D-3		
09280-43002	D-5	09343-03038	G-8	09396-52003	D-3	09408-00021	C-11	09482-00131	D-3		
09280-96001	D-7	09343-03079	C-11	09390-72007	E-2		C-12	09491-28016	B-12		
09282-08001	D-4		C-12	09400-75302	D-15	09408-00033	C-12		E-14		
	D-12	09343-03084	C-11	09400-16301	H-2	09408-00043	D-15	09491-27004	B-12		
09283-20024	D-5		C-12	09400-22312	C-10	09408-00044	C-11		E-11		
09283-32072	H-9	09343-03087	C-12	09400-34311	C-10		C-12	09492-47014	H-11		
09283-32026	H-8	09343-03090	C-12	09400-52311	J-10	09409-06301 281	J-3		H-1		
09283-35019	E-2	09343-03093	C-12	09400-58301	J-10	09409-06304	J-2	09472-50012	B-12		
09283-35022	E-2	09343-03096	C-11	09401-05402	G-8	09409-08303-281	J-3		B-12		
09283-44008	G-5		C-12	09401-07401	C-5	09409-08307	J-7	09492-55010	B-13		
09283-60007	H-8	09343-03098	C-12	09401-10301	D-5	09409-11302-281	I-9	09492-55005	B-13		
09289-07005	H-9	09343-03100	C-11		D-10	09410-00067	J-2	09800-54800	J-6		
09289-14001	D-7		C-12	09401-10404	C-5	09410-00072	J-2	09824-00016	J-6		
09300-12011	D-2	09343-04067	C-5	09401-11402	J-11	09422-05011	D-4	09824-00017	J-6		
09300-20024	D-3	09343-04077	C-5	09401-11404	C-8	09440-06021	D-13				
09305-05002	E-4	09343-05171	C-5		C-9	0944-07005	D-6				
09305-08012	E-4	09343-05177	C-5		C-10		D-7				
09305-08015	E-3	09343-05278	C-11	09401-11405	C-5		E-5				
09305-14005	G-3		C-12	09401-15301	J-10	09440-07017	E-5				
09306-13003	E-5	09343-05290	C-11	09401-18301	B-3	09440-01051	D-11				
09306-04005	I-12		C-12	09401-20402	I-15	09440-03017	E-5				
09308-03005	F-10	09343-05302	C-5	09401-23401	G-9	09440-07025	C-3				
09308-06009	F-5	09343-07011	C-8	09401-27401	G-2	09440-17010	D-6				
09308-07012	I-3		C-9	09403-05307	H-3	09440-17011	H-6				
09308-09014	F-5		C-10	09403-07311	I-3	09440-19011	G-8				
09308-10004	H-10	09343-07073	H-5	09403-08401	H-6	09440-48001	D-3				
09308-13004	I-13		D-10	09403-09312	H-6	09443-12006	G-10				
09308-14005	J-4	09343-07096	J-11	09403-12603	F-7		G-11				



PIR CLEANER.....C-2	CRANKSHAFT.....B-8	GEAR SHAFT CONTROL.....E-5	OIL PUMP AND OIL PAN (AT).....D-14	WATER HOSE.....C-10
AT ASSY (AT).....D-8	CYLINDER BLOCK.....B-4	GEAR SHAFT FORK (INT).....D-2	RADIATOR.....C-8	WATER PUMP.....C-7
AT GASKET SET (AT).....D-9	CYLINDER HEAD.....B-3	INTAKE MANIFOLD.....B-11	SELECTOR LEVER (AT).....E-5	
AT PARKING BRAKE (AT).....D-13	DIFFERENTIAL GEAR.....E-7	LABEL.....C-13	TIMING BELT.....B-10	
CAM SHAFT AND VALVE.....H-9	DIFFUSION CONTROL.....C-11	MUFFLER.....C-4	TRANSMISSION (AT).....D-11	
CALIBRATOR.....B-1	ENGINE CASKET SET.....B-2	OIL HOSE (AT).....D-15	TRANSMISSION (MT).....D-3	
CLUTCH (MT).....D-2	ENGINE MOUNTING.....B-6	OIL PAN.....B-5	TRANSMISSION CASE (AT).....D-10	
IGNITION CABLE.....C-3	FUEL PUMP.....C-5	OIL PUMP.....C-5	TRANSMISSION CASE (MT).....D-5	

BATTERY.....J-6	FRONT BODY PANEL.....1-2	FRONT SEAT.....J-12	LOCK SET AND RADIO.....E-13	REAR SUSPENSION.....B-3	STEERING WHEEL.....C-7
BRAKE MASTER CYLINDER.....1-7	FRONT BUMPER.....1-8	FRONT SUSPENSION.....G-2	PARKING SHAKE.....4-6	REAR WHEEL BRAKE.....H-5	STRIPES TAPE AND MUD FLAP.....J-4
CRANK PIPING.....H-3	FRONT DOOR GLASS.....1-1	FRONT WHEEL BRAKE.....H-4	PEVAL.....C-10	ROAD WHEEL AND TIRE.....C-6	SWITCH.....F-12
CAR HEATER.....1-13	FRONT DOOR LOCK.....1-7	FRONT WINDOW.....4-6	REAR BODY PANEL.....1-5	SEAT BELT.....J-13	VENTILATOR.....F-12
REAR RAIL PIPE.....J-3	FRONT DASH PANEL.....1-3	FUEL TANK.....J-10	REAR BUMPER.....1-9	SIDE BODY PANEL.....1-6	WASHER.....F-13
WATER DISTRIBUTOR.....J-5	FRONT FENDER.....1-5	GENERATOR.....J-3	REAR GATE LOCK.....1-10	SPEEDOMETER.....J-7	WIPER.....F-11
WIPER MOTOR.....J-2	FRONT HUB PANEL.....1-5	INSTRUMENT PANEL.....1-11	REAR LAMP.....1-9	TAPTING MOTOR.....F-2	WIRING HARNESS.....F-10
WIPER WIPER.....J-2	FRONT LAMP.....F-8	INDICATOR TRIM.....J-3		STEERING LINK.....C-8	



REF. NO.	PART NO.	DESCRIPTION	QTY	REMARKS
1-1	56300-78131	FRAME, engine suspension	1	AT
1-2	56300-78160	FRAME, engine suspension	1	AT
2	01107-10706	BOLT	8	
3	06321-21106	LOCK WASHER	8	
4	06160-10001	WASHER (10.5x7x2.5)	8	
5	01107-10706	BOLT	2	
6	06321-21106	LOCK WASHER	2	
7	09160-10001	WASHER (10.5x7x2.5)	2	
8	56300-78000	BRACKET, engine lower RH	1	
9	01107-10166	BOLT	2	
10	01107-10706	BOLT	1	
11	06321-21106	LOCK WASHER	3	
12	56371-76010	FILM	1	
13	71121-81000	BRACKET, front balance panel	1	
14	09141-05106	SCREW	1	
15	99710-81001	PANEL, cool top	1	
16	56110-81010	PANEL, front end RH	1	
17	56160-81010	PANEL, front end LH	1	
18	56300-81840	PANEL, ABSY, fender open RH	1	
19	56400-81812	PANEL, ABSY, fender open LH	1	
20	56440-81001	BRACKET, battery	1	
21	01317-04106	BOLT	9	
22	99300-81002	TRIM, ABSY, cool upper	1	
23-1	59110-81020	PANEL, dash	1	HT
23-2	59110-81040	PANEL, dash	1	AT
24	63551-78003	SPLASH BOARD, open side RH	1	
25	63556-78001	SPLASH BOARD, open side LH	1	
26	09160-05000	SCREW	8	
27	69511-70010	FILM, upper fender	2	
28	69511-70000	FILM, FR upper crossmember	2	
29	09344-06002	TUBE, clamp	1	L170-35
30	72511-73000	RETAINER, battery	1	
31	72720-64000	BOLT, battery	2	
32	05371-15093	NUT	2	

BATTERY.....	F-6	FRONT BODY PANEL.....	1-2	FRONT SEAT.....	J-12	LOCK SET AND RATIO.....	F-13	REAR SUSPENSION.....	G-3	STEERING WHEEL.....	G-7
BRAKE MASTER CYLINDER.....	H-2	FRONT BUMPER.....	1-6	FRONT SUSPENSION.....	G-2	PARKING BRAKE.....	H-5	REAR WHEEL BEARINGS.....	H-5	STRIPES TAPE AND MUD FLAP.....	J-4
BRAKE PIPING.....	H-3	FRONT DOOR GLASS.....	J-5	FRONT WHEEL BEARINGS.....	H-4	PEVAL.....	G-10	REAR WHEEL AND TIRE.....	G-4	SWITCH.....	F-12
CAR HEATER.....	I-13	FRONT DOOR LOCK.....	J-9	FRONT WINDOW.....	J-6	REAR AXLE.....	G-6	SEAT BELT.....	J-13	VENTILATOR.....	F-12
CRACK WALL PIPE.....	J-5	FRONT DOOR PANEL.....	J-7	FUEL TANK.....	J-10	REAR BODY PANEL.....	I-6	SHOCK OIL PUMP.....	J-7	WASHER.....	F-15
DISTRIBUTOR.....	F-2	FRONT FENDER.....	I-5	GENERATOR.....	F-3	REAR BUMPER.....	J-9	SPEEDOMETER.....	F-7	WIPE.....	F-14
FLOOR MAT.....	F-2	FRONT HEAD LAMP.....	I-5	INSTRUMENT PANEL.....	I-11	REAR GATE LOCK.....	I-10	STARTING MOTOR.....	F-2	WIRING HARNESS.....	F-10
FRONT AXLE.....	G-5	FRONT LAMP.....	F-8	INTERIOR TRIM.....	A-5	REAR LAMP.....	F-5	STEERING LINK.....	G-6		

FIG. 67

1 - 3

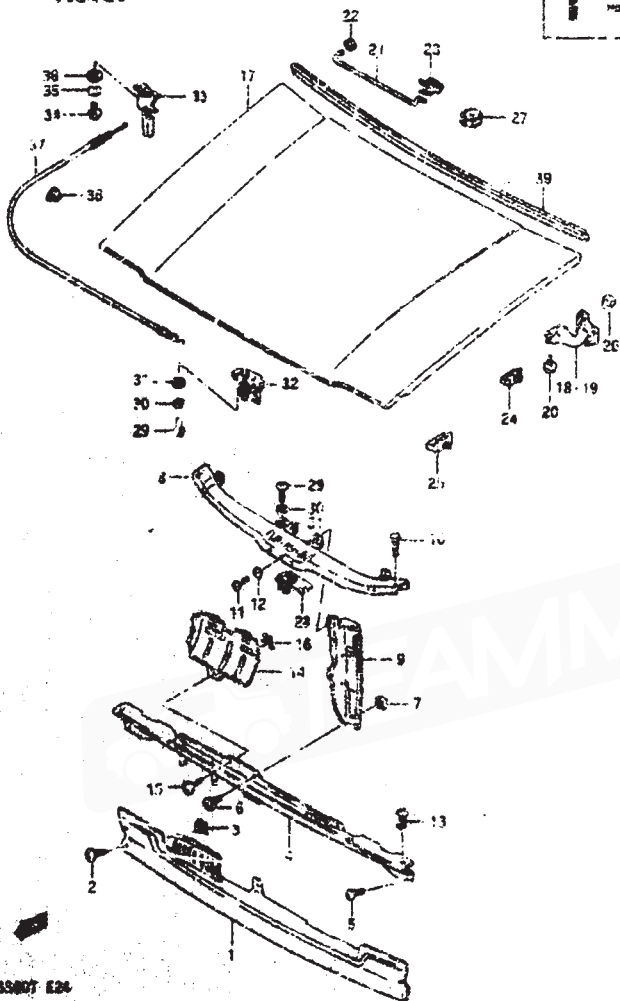


FIG. 67 (1 - 3) FRONT HOOD PANEL

REF. NO.	PART NO.	DESCRIPTION	QTY	REMARKS
1	57111-81001	PANEL, front balance	1	
2	03217-08169	SCREW	6	
3	03142-03003	NUT	6	
4	57121-81001	PANEL, grille lower	1	
5	02142-06108	SCREW	2	
6	03242-03129	SCREW	2	
7	03148-03003	NUT	2	
8-1	57210-81004	MEMBER, front upper	1	RT
8-2	57210-81001	MEMBER, front lower	1	LT
9	57221-81001	MEMBER, front center	1	
10	01317-06106	BOLT	4	
11	09128-06011	SCREW (6x12)	1	
12	05322-21067	WASHER	1	
13	02142-06108	SCREW	2	
14	72611-81000	WATER PROOF, plug	1	
15	03242-03129	SCREW	3	
16	03148-03003	NUT	3	
17	57100-81001	HOOD ASSY, front	1	
18	57110-81001	TRIM, front hood RM	1	
19	57221-81000	BRACE, front hood LH	1	
20	01317-06106	BOLT	8	
21	72311-81001	STAY, front hood	1	
22	09209-01012	DRUMSET	1	
23	03403-01311	CLAMP	1	
24	09311-03003	CUSHION, hood rear	2	
25	03521-03129	CUSHION, hood front	2	

SS007 E24

SS407 776

BATTERY.....E-6	FRONT BODY PANEL.....J-2	FRONT SEAT.....J-12	LOCK SET AND HOOD.....	REAR SUSPENSION.....G-3	STEERING WHEEL.....G-7
BRAKE MASTER CYLINDER.....H-2	FRONT BUMPER.....I-6	FRONT SUSPENSION.....G-2	PARKING BRAKE.....H-1	REAR PANEL REAR.....H-5	STRIPES TAPE AND MUD FLAP.....J-4
BRAKE PIPING.....H-3	FRONT DOOR GLASS.....I-5	FRONT WHEEL BRAKE.....H-4	PEDAL.....H-10	ROAD WHEEL AND TIRE.....G-4	SWITCH.....J-12
CAR LEATHER.....I-13	FRONT DOOR LOCK.....J-9	FRONT WINDOW.....J-6	REAR AXLE.....G-8	SEAT BELT.....I-3	VEHICLE LAMP.....I-12
DOOR HULL PIPE.....H-5	FRONT DOOR PANEL.....J-7	FUEL TANK.....J-10	REAR BODY PANEL.....I-8	SEAT BODY PANEL.....I-7	WASHER.....F-15
DISTRIBUTOR.....H-5	FRONT FENDER.....I	GENERATOR.....F-3	REAR BUMPER.....I-9	WHEEL COVER.....F-7	WIPER.....F-16
FLOOR MAT.....H-2	FRONT HOOD PANEL.....I-3	INSTRUMENT PANEL.....I-11	REAR BOLT LOCK.....I-10	WINDSHIELD WIPER.....F-2	WIRING HARNESS.....F-10
FRONT AXLE.....G-5	FRONT LAMP.....F-8	INTERIOR TRIM.....J-3	REAR LAMP.....F-9	WIRING HARNESS.....F-10	

FIG. 67

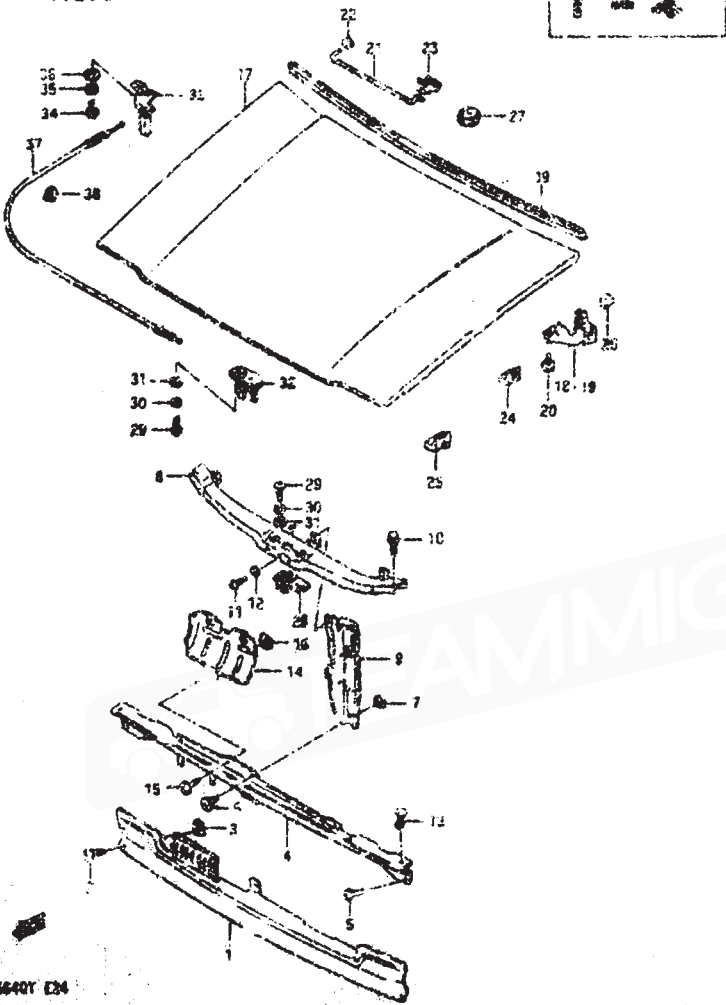


FIG. 67 (continued) FRONT END PANEL

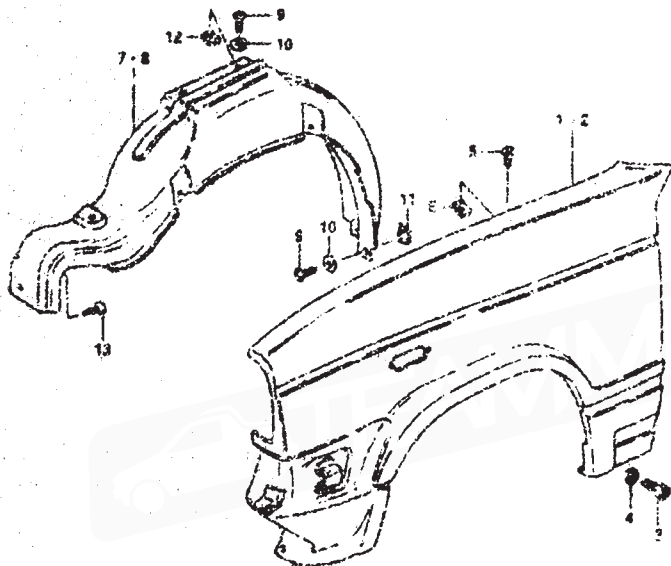
REF. NO.	PART NO.	DESCRIPTION	QTY	REMARKS
26	72251-31010	DUST SEAL, inner axle	2	
27	09250-30001	CRP	2	
28	02110-92010	LINK, hood	1	
29	02112-06126	SCREW	4	
30	08321-21065	LOCK WASHER	4	
31	08322-21066	WASHER	4	
32	82120-61001	SOLDER, horn lock	1	
33	62130-61000	LEVER, hood jack	1	
34	02112-06125	SCREW	1	
35	08321-21066	LOCK WASHER	1	
36	08322-21066	WASHER	1	
37	42103-61000	PINNLE, inner horn release	1	
38	62130-62000	GRIPPER, latch release	1	
39	79011-78000	DUST SEAL, engine room partition	1	

3640Y E24

3640Y E24

BATTERY.....F-6	FRONT BODY PANEL.....1-2	FRONT SEAT.....4-12	LOCK SHY AND HADIO.....F-13	REAR SUSPENSION.....2-3	STEERING WHEEL.....G-7
BRAKE MASTER CYLINDER.....H-2	FRONT BUMPER.....1-8	FRONT SUSPENSION.....4-7	TAPPING BRAKE.....2-8	SEAR WHEEL BRAKE.....H-5	STRIP TAPE AND MUD FLAP.....J-4
BRAKE PIPING.....H-3	FRONT DOOR GLASS.....1-8	FRONT WHEEL BRAKE.....4-4	PEOP.....2-21	ROAD WHEEL AND TIRE.....G-4	SWITCH.....J-12
FRONT DOOR LOCK.....1-13	FRONT DOOR LOCK.....1-9	FRONT WINDSH.....1-6	REAR AXLE.....10-8	SEAT BELT.....4-13	VENTILATOR.....1-12
JACK BAR PIPE.....1-5	FRONT DOOR PANEL.....1-7	FUEL TANK.....1-10	REAR BODY PANEL.....1-6	SHOE BODY PANEL.....1-7	WASHER.....F-15
DISTRIBUTOR.....F-5	FRONT FENDER.....1-5	OBSERVATOR.....F-5	REAR BUMPER.....1-9	SPEEDOMETER.....F-7	WIPER.....F-14
FLIGHT MOTOR.....1-12	FRONT FEND PANEL.....1-5	INSTRUMENT PANEL.....1-11	REAR DATE LOCK.....1-10	STARTING MOTOR.....F-2	WINDING MACHINE.....F-10
FRONT AXLE.....4-5	FRONT LAMP.....F-8	INTERIOR TRIM.....4-3	REAR LAMP.....F-9	STEERING LAMP.....G-8	

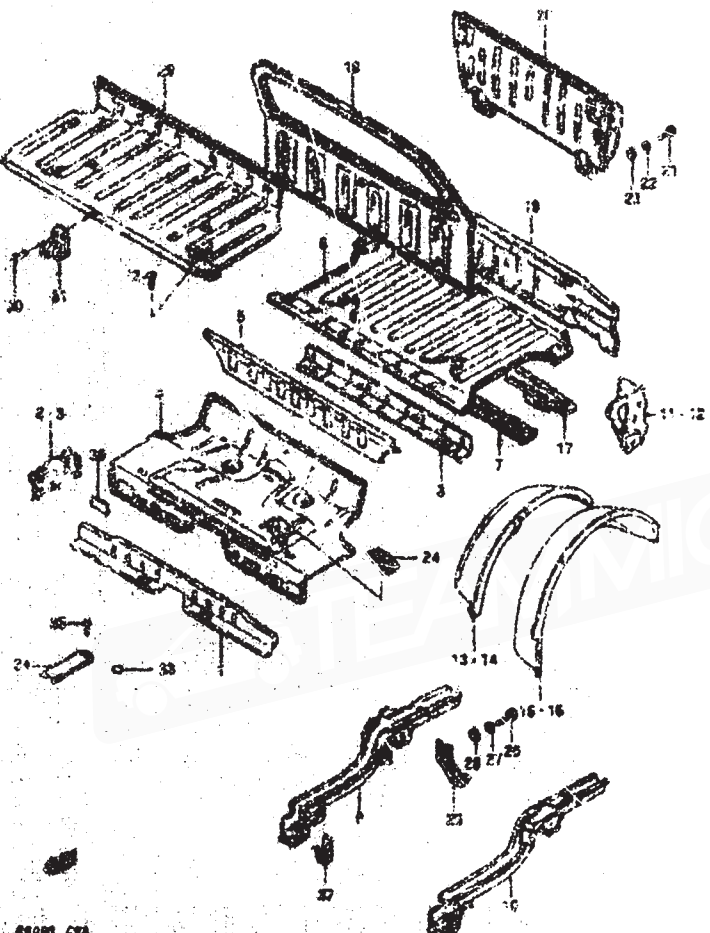
REF ID	PART NO.	DESCRIPTION	QTY
1	57410-41711	FANEL, FRONT FENDER RH	1
2	57715-41411	FANEL, FRONT FENDER LH	1
3	09175-26001	SCREW	2
4	08375-22005	WASHER	2
5	03271-09008	FLUSH	2
6	06144-09003	NUT	0
7	72321-41000	LEADING, FRONT FENDER RH	1
8	72321-41000	LEADING, FRONT FENDER LH	1
9	09135-39004	SCREW	25
10	09160-67002	WASHER	14
11	08148-42003	NUT	4
12	08148-09013	NUT	2
13	03741-05123	SCREW	2



ASBET E24

S3467 E23

INTERIOR.....F-6	FRONT BODY PANEL.....1-2	FRONT SEAT.....J-10	LOCK KEY AND RADIO.....F-13	REAR SUSPENSION.....G-3	STEERING WHEEL.....2-7
SPRING WASHER CYLINDER.....H-2	FRONT BUMPER.....1-8	FRONT SUSPENSION.....G-2	PARKING BRAKE.....H-8	REAR WHEEL BRAKE.....H-9	TRAPPE TANK AND MUD FLAP.....4-4
WINDSHIELD.....1-3	FRONT WIND GLASS.....J-8	FRONT WHEEL BRAKE.....K-4	PERCH.....G-10	REAR WHEEL AND TIRE C.....	VENTILATOR.....F-12
DOOR HINGERS.....1-12	FRONT WHEEL LOCK.....2-9	FRONT WINDM.....J-6	REAR AXLE.....K-6	SEAT BELT.....G-13	WASHER.....1-12
SEAT WIRE.....2-2	FRONT REAR WHEEL.....7	FRONT WINDM.....J-6	REAR BODY PANEL.....1-6	SIDE BODY PANEL.....1-7	WASHER.....1-12
DOOR STRUT.....1-4	FRONT WHEEL.....7	REAR WINDM.....F-3	REAR BUMPER.....1-8	WINDSHIELD.....1-3	WHEEL.....1-12
GLASS WASH.....1-5	FRONT WINDM.....1-3	REAR FRONT PANEL.....1-11	REAR WHEEL LOCK.....1-10	REAR WINDM.....1-11	WHEEL.....1-12
FRONT AXLE.....1-8	FRONT WINDM.....1-3	FRONT WINDM.....1-3	REAR WHEEL LOCK.....1-10	REAR WINDM.....1-11	WHEEL.....1-12
	FRONT WINDM.....1-3	FRONT WINDM.....1-3	SEAT.....F-2	STEERING LINK.....1-3	

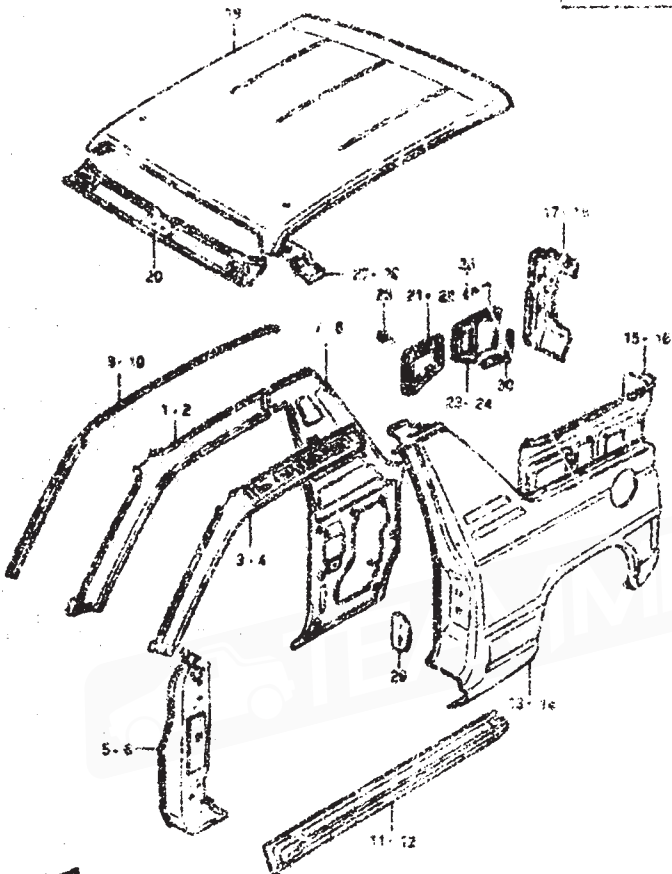


REF. NO.	PART NO.	DESCRIPTION	QTY
1	65942-78210	ORVIS MEMBER, OVER FLOOR FRONT	1
2	65941-81000	LOCKER, OVER FLOOR FRONT LH	1
3	65942-81000	LOCKER, OVER FLOOR FRONT RH	1
4	65911-78470	PANEL, OVER FLOOR FRONT	1
5	65921-81100	PANEL, OVER FLOOR FRONT	1
6	65911-81100	PANEL, OVER FLOOR	1
7	65902-78210	ORVIS MEMBER, ORVIS No. 2	1
8	65943-78210	ORVIS MEMBER, ORVIS No. 1	1
9	65910-78480	MEMBER, OVER FLOOR SIDE RH	1
10	65920-73110	MEMBER, OVER FLOOR SIDE LH	1
11	65930-81100	LOCKER, OVER FLOOR SIDE RH	1
12	65900-81110	LOCKER, OVER FLOOR SIDE LH	1
13	65911-78210	PANEL, OVER FLOOR SIDE RH	1
14	65911-78210	PANEL, OVER FLOOR SIDE LH	1
15	65921-81100	PANEL, OVER FLOOR SIDE RH	1
16	65921-81100	PANEL, OVER FLOOR SIDE LH	1
17	65904-71101	TAIL MEMBER, LOWER	1
18	65910-81110	PANEL, OVER TAIL	1
19	62710-81100	MEMBER, TAIL UPPER	1
20	67700-81120	PANEL ASSY, TAIL GATE	1
21	08107-08106	BOLT	4
22	08311-21006	LOCK WASHER	4
23	08320-21006	WASHER	4
24	66420-70000	LT Fuel pipe assembly	1
25	45364-78201	BRACKET, fuel tank rear	1
26	08107-08206	BOLT	1
27	08321-21006	LOCK WASHER	1
28	39160-08010	WASHER (R. SIDE) 1/2"	1
29	75411-81110	PANEL, luggage floor	1
30	75417-81110	BRACKET, luggage floor	1
31	07241-05006	SCREW	2
32	09141-05106	SCREW	2
33	45491-70000	FAST SEAL, parking brake box	1
34	66411-78000	LID, parking brake box	1
35	05141-04006	SCREW	1
36	65912-78200	ORVIS, rear seat floor	2
37	65904-78200	ORVIS, rear tank RH	1

SE-ROT C2A

89891 674

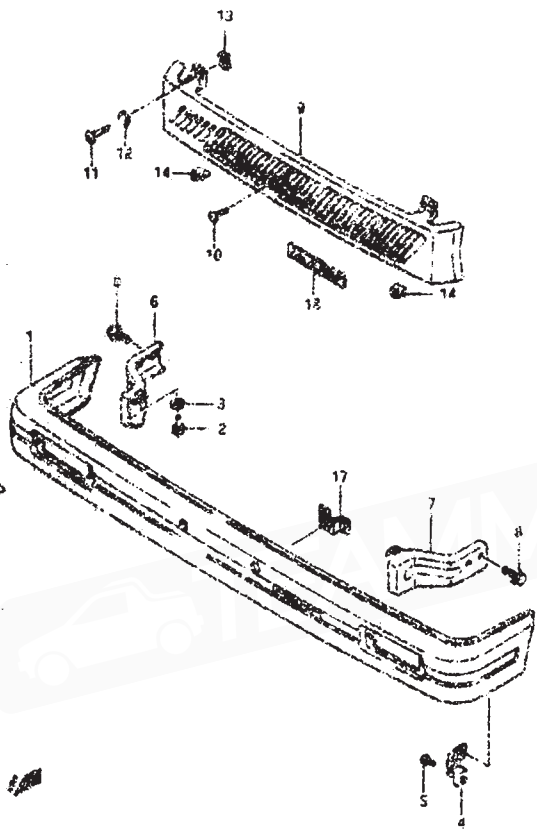
BATTERY.....	1-5	FRONT SEAT.....	1-12	LOCK SET AND RADIO-F-17	REAR SUSPENSION.....	3	STEERING WHEEL.....	6-7
ENGINE HOUSING.....	1-6	FRONT SEAT.....	1-12	PARALLEL ROD.....	REAR WHEEL BRAKE.....	11-6	STRIPES TAPE AND MID FLAP.....	11-6
ENGINE TYPING.....	1-6	FRONT SEAT.....	1-12	REAR AXLE.....	REAR WHEEL AND HUB.....	11-6	TRAY.....	11-12
FLY WHEEL.....	1-6	FRONT SEAT.....	1-12	REAR BODY PANEL.....	SEAT WRET.....	11-7	VENTILATOR.....	11-12
GEAR CASE.....	1-6	FRONT SEAT.....	1-12	REAR BUMPER.....	SHADE BODY PANEL.....	11-7	WASHER.....	11-12
GEAR OIL.....	1-6	FRONT SEAT.....	1-12	REAR GATE LOCK.....	SPEEDOMETER.....	11-7	WATER.....	11-12
GEAR OIL.....	1-6	FRONT SEAT.....	1-12	REAR GATE LOCK.....	STARTING MOTOR.....	11-7	WIPING MACHINES.....	11-12
GEAR OIL.....	1-6	FRONT SEAT.....	1-12	REAR GATE LOCK.....	STEERING LINK.....	11-7		



REF. NO.	PART NO.	DESCRIPTION	REMARKS
1	6312-81000	PILLAR, front inner upper RH	1
2	63511-81000	FILLER, front inner upper LH	1
3	64110-81000	PILLAR, front outer upper RH	1
4	64510-81000	PILLAR, front outer upper LH	1
5	64710-81000	PILLAR, front outer lower RH	1
6	64910-81000	PILLAR, front outer lower LH	1
7	63210-81100	PANEL, locker pillar inner RH	1
8	63510-81100	PANEL, locker pillar inner LH	1
9	64171-81100	RAIL, roof strip RH	1
10	64571-81100	RAIL, roof strip LH	1
11	64211-81000	SILL, side outer front RH	1
12	64511-81000	SILL, side outer front LH	1
13	64310-81000	PANEL BODY, quarter outer RH	1
14	64710-81000	PANEL BODY, quarter outer LH	1
15	63910-81100	FRAME, deck side front RH	1
16	63710-81100	FRAME, deck side front LH	1
17	64500-81100	PILLAR, quarter end RH	1
18	64710-81100	PILLAR, quarter end LH	1
19	63111-81100	PANEL, roof	1
20	63121-81000	FRONT, roof inner front	1
21	76431-81100	LED, deck side front RH	1
22	76436-81100	LED, deck side front LH	1
23	76432-81100	LED, deck side rear RH	1
24	76437-81100	LED, deck side rear LH	1
25	03242-03100	SCREEN	16
26	03241-03100	SCREEN	2
27	64113-81100	TRIM, roof FR side RH	1
28	64513-81100	TRIM, roof FR side LH	1
29	64190 78 00	REDF, FR-rook stricker	2
30	76194-81100	TRIM, deck side lower LH	1

SCANT 804

BATTERY	1-4	FRONT BODY PANEL	1-1	FRONT SEAT	1-12	LOCK SET AND RADIO	1-15	REAR SUSPENSION	1-5	STEERING WHEEL	1-7
SPRINK MASTER CYLINDER	1-2	FRONT BUMPER	1-8	FRONT SUSPENSION	1-2	PARKING BRAKE	1-6	REAR WHEEL DRIVE	1-5	STRIP TAPE AND RUB PLUG	1-4
BRAKE PIPING	1-3	FRONT DOOR GLASS	1-8	FRONT WHEEL BRANT	1-4	PETER	1-8	REAR WHEEL ROD LINK	1-4	SWITCH	1-4
CAN HEATER	1-5	FRONT LOCK	1-6	FRONT WINDOW	1-6	REAR AXLE	1-6	REAR GEAR	1-15	VARIABLE	1-12
DOWN RAIL PIPE	1-2	FRONT LAMP PANEL	1-7	FUEL TANK	1-16	REAR BODY PANEL	1-8	BLIND BODY PANEL	1-7	WASHER	1-10
DIFFERENTIAL	1-3	FRONT FENDER	1-5	METER PANEL	1-11	REAR BUMPER	1-9	SPEEDMETER	1-7	WIPER	1-10
FRONT HGT	1-2	FRONT BODY PANEL	1-3	INSTRUMENT PANEL	1-11	REAR GATE LOCK	1-9	SPRINT HO NOYER	1-2	SHOCK	1-14
FRONT LAMP	1-3	FRONT LAMP	1-6	INTERIOR TRIM	1-3	REAR LAMP	1-9	STEERING LINK	1-8	SHOCK HANGER	1-10




REF. NO.	PART NO.	DESCRIPTION	QTY	REMARKS
1	71711-81000-241 & 242	RAIL, front	1	
2	0207-06126	RAIL	1	
3	02021-21176	WASHER	4	
4	11721-81100	STAY, front bumper rail	2	
5	03261-04126	SCREW	4	
6	71720-81100	STAY, front bumper rail	1	
7	71751-81000	STAY, front bumper rail	1	
8	0211-08126	RAIL	4	
9-1	72111-81000-707 GRILLE, radiator	1	34" Standard Part	
9-2	72111-81000-708 GRILLE, radiator	1	WALTS	
9-3	72111-81000-709 GRILLE, radiator	1	Crystal Silver Metallic	
9-4	72111-81000-750 GRILLE, radiator	1	Lacquer Stage Metallic	
9-5	72111-81000-701 GRILLE, radiator	1	Chrome Valdez	
9-6	72111-81000-702 GRILLE, radiator	1	Unfinished Silver	
9-7	72111-81000-703 GRILLE, radiator	1	Reddish Red Metallic	
9-8	72111-81000-704 GRILLE, radiator	1	Red! Blue Metallic	
9-9	72111-81000-720 GRILLE, radiator	1	Blue Vert Metallic	
9-10	72111-81000-705 GRILLE, radiator	1	Standard Red Metallic	
10	02241-03125	SCREW	1	
11	02120-03035	SCREW	2	
12	02120-03006	WASHER	2	
13	02148-03000	NUT	1	
14	07320-02016	CUSHION	2	
15	02136-09037	SCREW	2	
16	02148-03000	NUT	2	
17	57515-79001	RETAINER, license plate	2	
18	77621-81100	SHIELD, radiator grille	1	

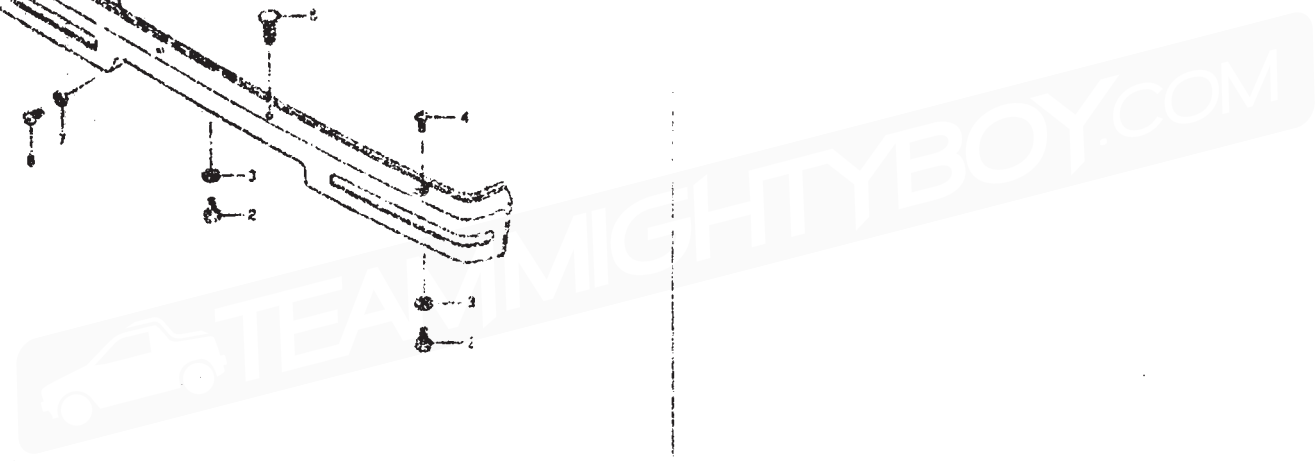
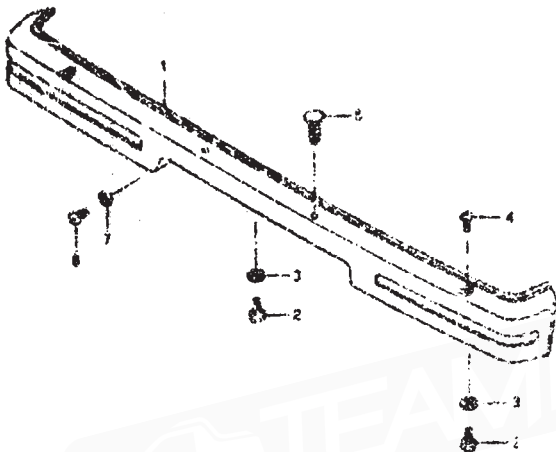
SSAOT 024

SSAOT 024

BATTERY.....F-6	FRONT AXLE PANEL.....I-2	FRONT GEAR.....J-12	LOCK SET AND RADIO.....F-13	REAR SUSPENSION.....G-3	SCREENING MESH.....G-6
BRAKE MASTER CYLINDER.....H-2	FRONT BUMPER.....I-8	FRONT SUSPENSION.....G-2	PARKING BRAKE.....H-4	REAR WHEEL BRAKE.....H-5	STRIPES TAPE AND LID FLAP.....J-4
BRAKE PIPING.....H-3	FRONT DOOR GLASS.....J-9	FRONT WHEEL BRAKE.....H-4	PEDAL.....G-10	RIMM WHEEL AND TIRE.....G-4	STRIPES.....J-12
CAR HEATER.....I-13	FRONT DOOR LOCK.....J-9	FRONT WINDSHIELD.....J-5	REAR AXLE.....G-5	SEAT BELT.....J-12	TRUNK LATCH.....F-17
DECK RAIL PIPE.....I-3	FRONT DOOR HINGE.....J-2	FUEL TANK.....J-10	REAR BODY PANEL.....I-4	SIDE BODY PANEL.....I-7	WHEEL.....F-15
DISTRIBUTOR.....F-5	FRONT FENDER.....I-5	GENERATOR.....F-5	REAR BUMPER.....I-4	SPEEDOMETER.....F-7	WASHER.....F-10
FLOOR MAT.....J-2	FRONT HORN WHEEL.....I-3	INSTRUMENT PANEL.....I-11	REAR DOOR LOCK.....I-10	STARTING MOTOR.....F-2	WHEELING WHEELS.....F-10
FRONT AXLE.....G-5	FRONT LAMP.....E-5	INTERIOR TRIM.....J-5	REAR LAMP.....F-9	STEERING LAMP.....F-4	



PART NO	PART NO	DESCRIPTION	QTY	REMARKS
1	7000-01000-20	SLAT, FRNT	1	
2	0000-00000	SLAT	3	
3	0000-00000	WASHER (6.3x2.0x.2)	3	
4	0000-00000	SCREW	2	
5	0000-01000-20	SLAT	2	
6	0000-00000	SCREW	4	
7	0000-00000	WASHER	2	

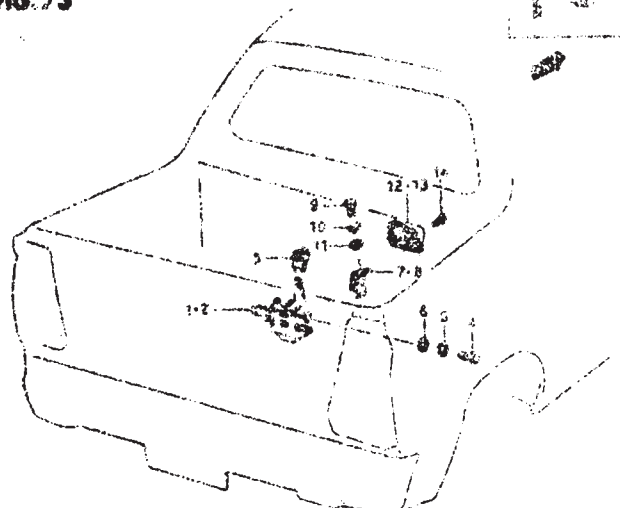


SEACT E2A

SEACT E2A

BATTERY.....F-5	FRONT BODY PANEL.....1-2	FRONT SLAT.....1-12	LOCK SET AND HANDLE.....P-15	REAR BUMPER.....Q-7	STEERING WHEEL.....Q-7
BRAKE MASTER CYLINDER.....H-2	FRONT BUMPER.....1-0	FRONT SUSPENSION.....Q-2	PARKING BRAKE.....H-6	REAR WHEEL BRAKE.....H-9	STRIP TAPE AND MUD FLAP.....J-4
BRAKE PIPING.....J-3	FRONT DOOR GLASS.....J-0	FRONT WHEEL WORM.....H-4	REAR.....Q-14	ROAD WHEEL AND TIRE.....Q-4	SWITCH.....P-12
CAR HEATER.....1-13	FRONT DOOR LOCK.....J-8	FRONT WINDSHIELD.....J-6	REAR AXLE.....Q-6	SEAT BELT.....J-13	VENTILATOR.....1-12
CRACK RAIL PIPE.....1-5	FRONT BODYPANEL.....J-7	FUEL TANK.....J-10	REAR BODYPANEL.....1-5	SIZE BODY PANE.....1-7	WASHER.....P-15
DISTRIBUTOR.....F-0	FRONT FENDER.....1-5	GEARPATCH.....F-3	REAR BUMPER.....1-5	SPEEDOMETER.....P-7	WIPER.....F-14
FLIGHT MNT.....J-4	FRONT HOSE PANEL.....1-5	INSTRUMENT PANEL.....1-1	REAR BITE LOCK.....1-10	STARTING MOTOR.....P-2	WIRING HARNESS.....F-10
FRONT AXLE.....Q-0	FRONT LAMP.....1-6	REAR WHEEL WORM.....J-3	REAR LAMP.....F-10	STEERING LINK.....Q-6	

FIG. 73



QTY.	PART NO.	DESCRIPTION	QTY.
1	72619-83170	LOCK, rear gate RH	1
1	72630-81160	LOCK, rear gate LH	1
2	72615-81170	HAND, lock lever	2
4	08177-05126	BOLT	4
5	08192-21106	LOCK WASHER	4
6	08120-21106	WASHER	4
7	72624-81130	STRIDER, rear gate lock RH	1
8	72624-81130	STRIDER, rear gate lock LH	1
4	08126-46024	SCREW	4
4	08191-21106	LOCK WASHER	4
11	08174-21106	WASHER	4
12	72301-81130	LID, rear gate lock RH	1
13	72301-81130	LID, rear gate lock LH	1
14	08142-08109	SCREW	4
17	72630-81160	LID, rear gate LH	1
16	72630-81160	LID, rear gate RH	1
17	08135-08102	BOLT	4
18	08121-21106	LOCK WASHER	2
19	08192-21106	WASHER	2
20	08190-26157	WASHER (S. LOCK) (6)	4
21	08294-30011	CRP, rear gate inner	2
22	08171-05110	SIGHTPOST, gate strut	2

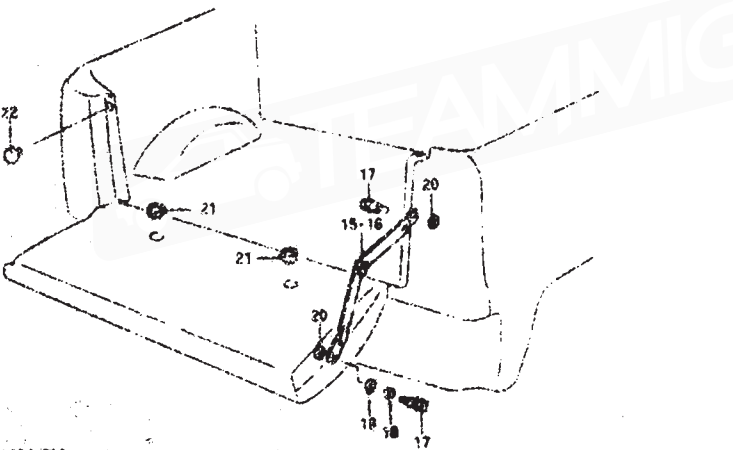
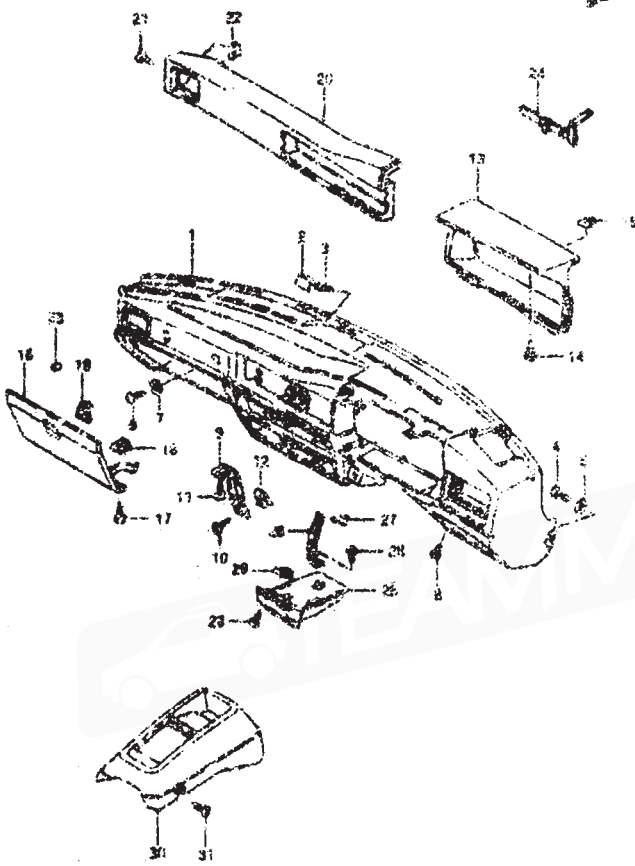


FIG. 73A

FIG. 73B

BATTERY.....F-2	FRONT BODY PANEL.....F-2	FRONT SEAT.....J-12	LOCK SET AND RADIO.....F-3	REAR SUSPENSION.....0-3	STEERING WHEEL.....J-7
BRAKE MASTER CYLINDER.....H-3	FRONT BUMPER.....J-8	FRONT SUSPENSION.....G-2	PARKING BRAKE.....H-6	REAR WHEEL BRAKE.....F-5	STRIP TAPE AND MGO FLAP.....J-4
BRAKE PIPING.....H-3	FRONT DOOR GLASS.....J-6	FRONT WHEEL HUBS.....G-6	FEDIC.....G-18	ROAD WHEEL AND TIRE.....G-4	SWITCH.....F-17
CAR HEATER.....L-15	FRONT DOOR LOCK.....J-9	FRONT WINDOW.....J-6	REAR AXLE.....J-6	SEAT BOLT.....J-15	VENTILATOR.....F-12
COIL SPRING.....J-3	FRONT DOOR PANEL.....J-9	FUEL TANK.....J-10	REAR BODY PANEL.....J-2	SEAT BODY PANEL.....J-7	WASHER.....F-13
DISTRIBUTOR.....F-5	FRONT FENDER.....J-9	GENERATOR.....F-3	REAR BUMPER.....I-10	SPRINKLER.....F-7	WIPER.....F-14
CLUSTER LIGHT.....F-2	FRONT HEAD LAMP.....F-3	INSTALLMENT PANEL.....J-3	REAR WHEEL LOCK.....I-10	FRONT HORN MOTOR.....F-2	WIRING HARNESS.....F-10
FRONT FUEL.....F-5	FRONT LAMP.....F-3	INTERIOR LAMP.....J-3	REAR LAMP.....F-9	SEALING TAPE.....0-10	

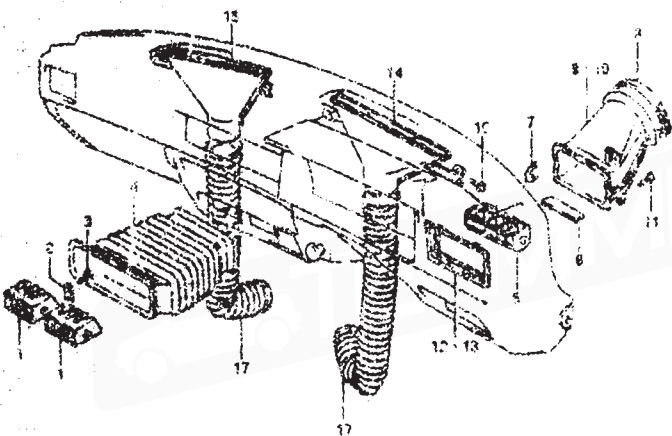
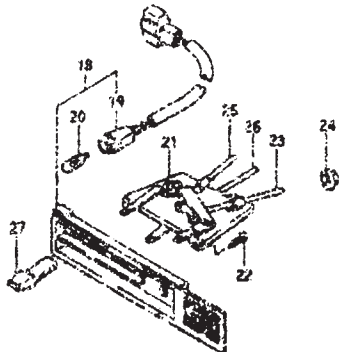


QTY	PART NO.	DESCRIPTION	REMARKS
1	09130-09017	SCREEN	
2	09130-09017	SCREEN	
3	09130-09017	SCREEN	
4	09130-09017	SCREEN	
5	09130-09017	SCREEN	
6	09130-09017	SCREEN	
7	09130-09017	SCREEN	
8	09130-09017	SCREEN	
9	09130-09017	SCREEN	
10	09130-09017	SCREEN	
11	09130-09017	SCREEN	
12	09130-09017	SCREEN	
13	09130-09017	SCREEN	
14	09130-09017	SCREEN	
15	09130-09017	SCREEN	
16	09130-09017	SCREEN	
17	09130-09017	SCREEN	
18	09130-09017	SCREEN	
19	09130-09017	SCREEN	
20	09130-09017	SCREEN	
21	09130-09017	SCREEN	
22	09130-09017	SCREEN	
23	09130-09017	SCREEN	
24	09130-09017	SCREEN	
25	09130-09017	SCREEN	
26	09130-09017	SCREEN	
27	09130-09017	SCREEN	
28	09130-09017	SCREEN	
29	09130-09017	SCREEN	
30	09130-09017	SCREEN	
31	09130-09017	SCREEN	

SS40T E24

SS40T E24

BATTERY	F-6	FRONT HOOD PANEL	H-2	FRONT SEAT	J-17	LOCK SET AND RADIO	F-17	REAR SUSPENSION	G-3	STEERING WHEEL	C-7
BRUSH MASTER CYLINDER	H-2	FRONT BUMPER	I-6	FRONT SUSPENSION	H-2	PARKING BRAKE	H-6	REAR WHEEL DRIVE	M-5	STRIP TAPE AND MUD FLAP	I-4
DRIVE PIPING	H-3	FRONT DOOR GLASS	J-6	FRONT WHEEL BRAKE	H-4	PEDAL	G-6	FRONT WHEEL AND TIRE	G-6	SWITCH	F-12
CAR WASH	I-13	FRONT DOOR LOCK	J-9	FRONT WINDOW	J-6	REAR AXLE	O-6	SEAT BELT	J-13	VENTILATOR	F-12
CORNER PIPE	I-5	FRONT DASH PANEL	J-7	FUEL TANK	J-10	REAR BODY PANEL	I-6	SIDE BODY PANEL	I-7	WASHER	F-15
DISTRIBUTOR	F-5	FRONT FENDER	I-5	GENERATOR	F-5	REAR BUMPER	I-9	SPEEDOMETER	F-7	WIPER	F-16
FLOOR MAT	J-2	FRONT INDOOR PANEL	I-5	INSTRUMENT PANEL	I-11	REAR GATE LOCK	I-10	CRANKING MOTOR	F-2	WIRING HARNESS	F-10
FRONT AXLE	G-5	FRONT LAMP	F-8	INSTRUMENT TRIM	J-5	REAR LAMP	F-2	STEERING LINK	G-8		

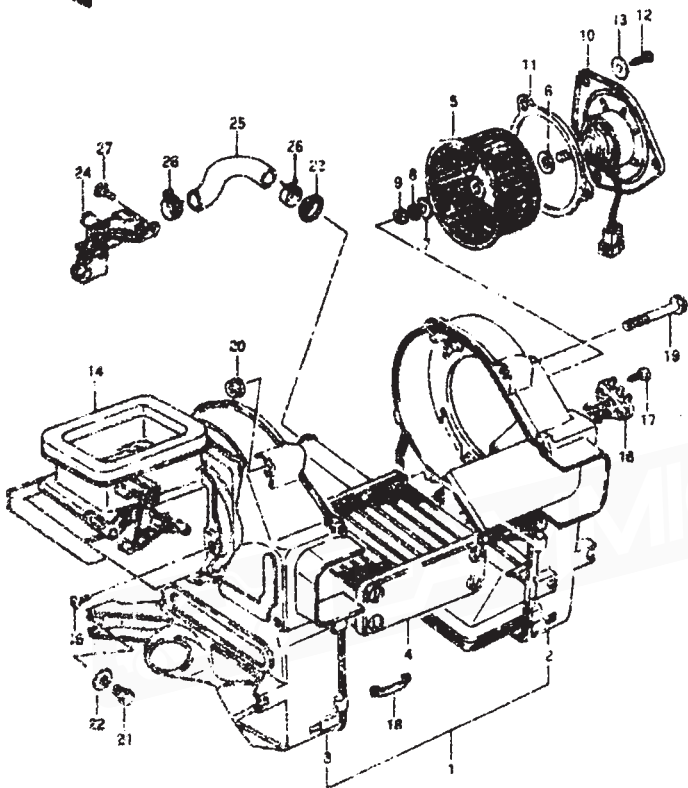


REF. NO.	PART NO.	DESCRIPTION	QTY	REMARKS
1	62010-78000-280	COVER, center ventilator	1	
2	62020-81100	HALLEX, center ventilator lower	1	
3	03245-46109	SPRNG	2	
4	73681-81101	DUCT, center ventilator	1	
5	73620-81000-00	COVER R, side ventilator	2	
6	73625-81100	FELT, ventilator upper	4	
7	73626-81000	FELT, ventilator r side	4	
8	73646-81000	PRO, side ventilator	2	
9	73640-81000	DUCT, side ventilator RH	1	
10	73630-81000	DUCT, side ventilator LH	1	
11	03142-04125	SPRNG	6	
12	73618-81100-280	COVERISH, ventilator RH	1	
13	73645-81000-280	COVERISH, ventilator LH	1	
14	73660-81000	NOZZLE, distributor RH	1	
15	73670-81000	NOZZLE, distributor LH	1	
16	03142-04109	SPRNG	4	
17	06641-78000	MOUD, deflector	2	
18	73610-81000-280	HWEL, cover control	1	
19	73615-81100	ROCKET	1	
20	73616-81000	BLK, (2V, 1.5V)	1	
21	74003-81000	LAVIA ASSY, car heater control	1	
22	03141-05124	SCREW	2	
23	74511-81000	CABLE, water valve	1	
24	09150-00010	WASHER	1	
25	74521-81000	CABLE, freer air control	1	
26	74521-81000	CABLE, air control	1	
27	04581-78501-280	KNDR, control lever	1	

3540F E24

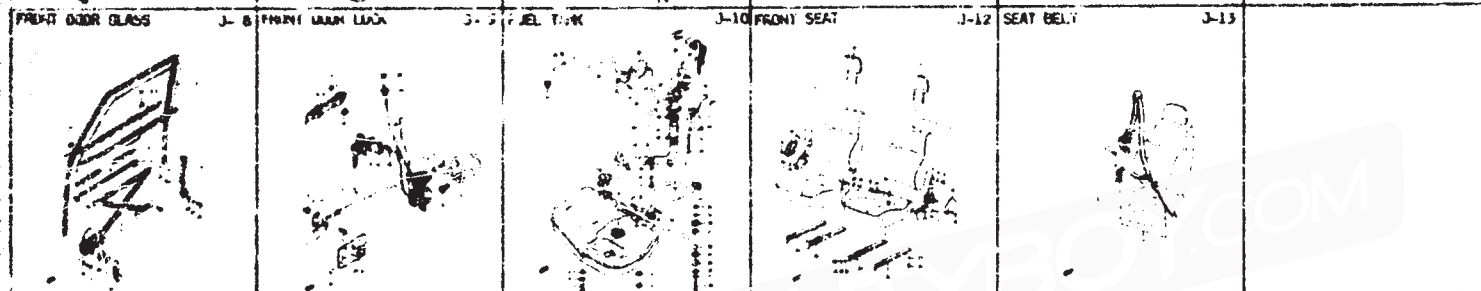
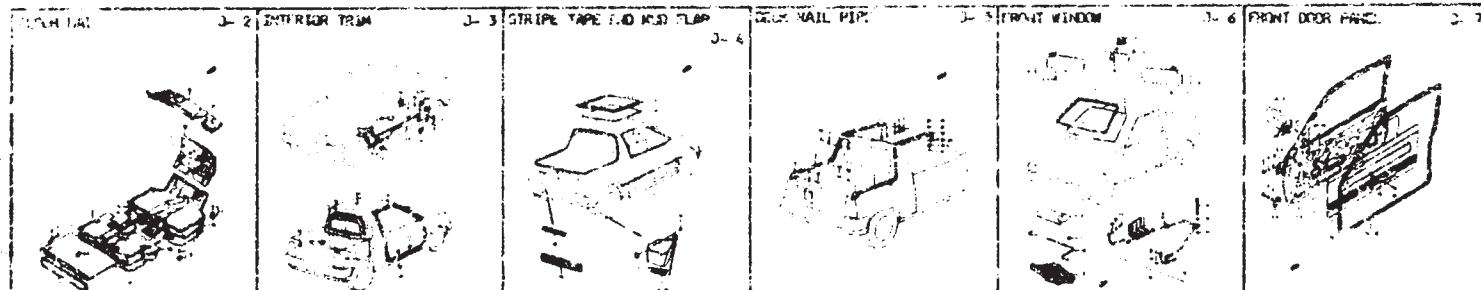
3540F E24

BATTERY.....F-5	FRONT BODY PANEL.....F-12	FRONT SEAT.....J-12	LOCK SET AND RADIO.....F-13	REAR SUSPENSION.....G-3	STEERING WHEEL.....G-7
BRAKE MASTER CYLINDER.....H-2	FRONT BUMPER.....I-3	FRONT SUSPENSION.....G-2	PARKING BRAKE.....H-6	REAR WHEEL BRAKE.....H-5	STRIPES TAPE AND HUD FLAP.....J-4
BRAKE PIPING.....H-3	FRONT DOOR GLASS.....J-8	FRONT WHEEL BRAKE.....H-4	PEAK.....G-10	WIND WHEEL AND TIRE.....G-4	SWITCH.....F-12
CAR HEATER.....I-13	FRONT DOOR LOCK.....I-9	FRONT WINDSHLD.....J-6	REAR AXLE.....G-8	SEAT BELT.....J-13	VENTILATOR.....F-11
DECK RAIL PIPE.....J-3	FRONT DOOR PANEL.....J-1	FUEL TANK.....J-10	REAR BODY PANEL.....I-9	SHOCK BODY PANEL.....I-7	WASHER.....F-13
DIAPHRAGM.....F-9	FRONT FENDER.....J-5	EXHAUSTOR.....F-3	REAR BUMPER.....I-9	SPEEDOMETER.....G-7	WIPER.....F-14
FLOOR MAT.....J-2	FRONT HICOC PANEL.....J-3	IN TUBULET PANEL.....I-1	REAR WATE LOCK.....I-8	STARTING MOTOR.....F-6	STRIPING HARNESS.....F-10
FRONT AXLE.....G-5	FRONT LAMP.....F-8	INTERIOR TRIM.....J-3	REAR LAMP.....I-9	STEERING LINK.....G-8	



REF. NO.	PART NO.	DESCRIPTION	QTY	REMARKS
1	88130-78000	CAR HEATER ASSY	1	
2	88111-78000	CASE, heater RH	1	
3	88112-78000	CASE, heater LH	1	
4	88130-78001	UNIT	1	
5	88140-78000	BLOWER ASSY	1	
6	88193-79000	WASHER	1	
7	88194-79000	WASHER	1	
8	88195-79000	WASHER	1	
9	08310-11050	NUT	1	
10	88150-78001	MOTOR ASSY	1	
11	08151-79000	PACKING, motor	1	
12	09212-05169	SCREW	3	
13	09160-09006	WASHER (2.5x18x1.6)	3	
14	88170-78000	CASE, air damper	1	
15	03211-05108	SCREW	3	
16	88150-78002	RESISTOR	1	
17	09211-04128	SCREW	1	
18	88119-79000	SPRING	7	
19	01517-06808	BOLT	1	
20	08316-14066	NUT	1	
21	01107-06208	BOLT	2	
22	09160-06012	WASHER (6.5x20x1.6)	2	
23	09308-13004	GROMMET, water valve hose	2	
24	88200-78000	VALVE ASSY, water	1	
25	88111-78002	HOSE, water valve	1	
26	01401-20402	CLAMP, water valve hose	2	
27	02142-06116	SCREW	2	

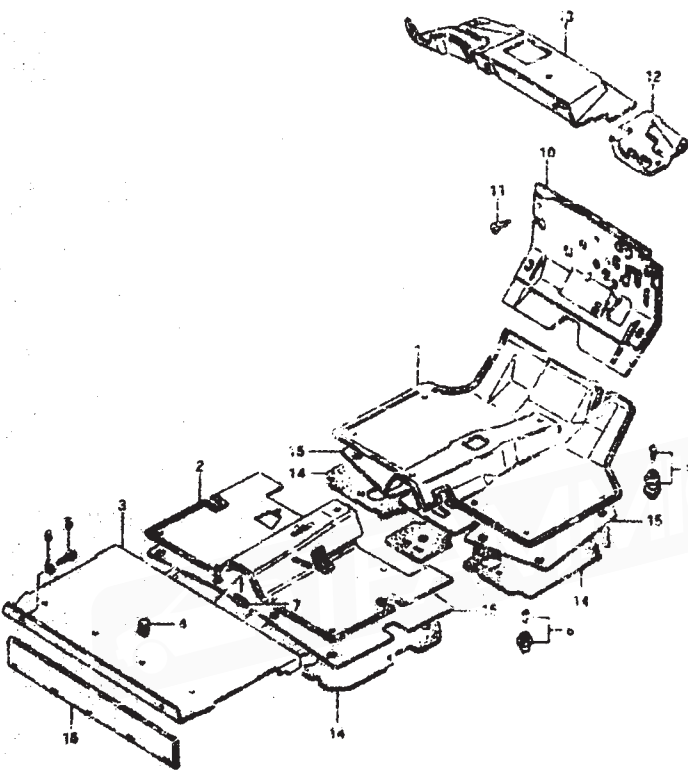
BATTERY.....	F-6	FRONT BODY PANEL.....	F-2	FRONT SEAT.....	J-12	LOCK SET AND RADIO.....	F-15	REAR SUSPENSION.....	J-8	STEERING WHEEL.....	F-7
URINE MASTER CYLINDER.....	H-2	FRONT BUMPER.....	L-8	FRONT SUSPENSION.....	G-2	PARKING BRAKE.....	H-4	REAR WHEEL DRIVE.....	H-4	STRIPS, TAPE AND MUD FLAP.....	J-4
BRAKE TUBING.....	H-3	FRONT DOOR GLASS.....	J-9	FRONT WHEEL DRIVE.....	H-4	PEDAL.....	G-10	ROAD WHEEL AND TIRE.....	G-4	SWITCH.....	F-12
CAR HEATER.....	F-13	FRONT DOOR LOCK.....	J-9	FRONT WINDOW.....	J-6	REAR AXLE.....	H-6	SEAT BELT.....	J-13	VENTILATOR.....	F-12
DRIVE SHAFT PIPE.....	J-3	FRONT DOOR PANEL.....	J-7	FUEL TANK.....	J-10	REAR BODY PANEL.....	L-6	SEAT BELT.....	J-13	WASHER.....	F-15
DISTRIBUTOR.....	F-3	FRONT FENDER.....	L-5	IGNITOR.....	F-3	REAR BUMPER.....	L-9	SPEEDOMETER.....	F-7	WIPER.....	F-14
FLOOR MAT.....	J-2	FRONT HOOD PANEL.....	L-5	INSTRUMENT PANEL.....	L-11	REAR GATE LOCK.....	L-10	STARTING MOTOR.....	F-2	WIRING HARNESS.....	F-10
FRONT AXLE.....	J-5	FRONT LAMP.....	F-8	DISTRIBUTOR TROMBON.....	J-3	REAR LAMP.....	F-2	STEERING LINK.....	G-8		



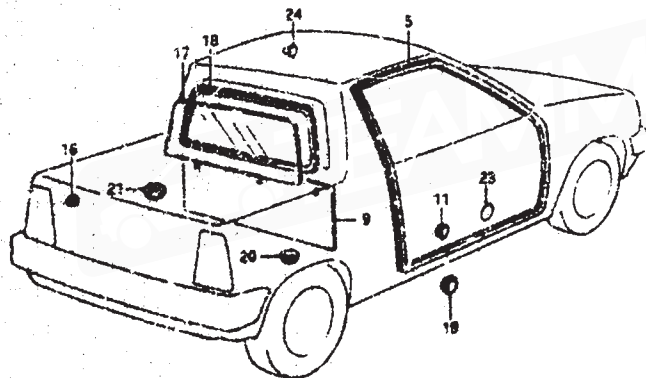
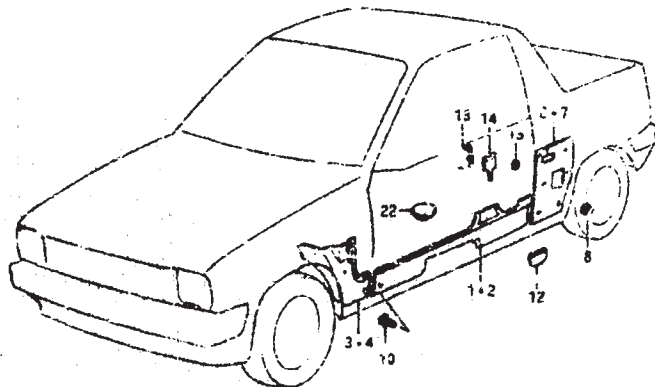
AIR CLEANER.....	1-2	RAIL SWIFT.....	1-8	GEAR SHIFT CONTROL.....	1-5	OIL PUMP AND OIL PAN (AT).....	1-14	WATER HOSE.....	1-10
A1 ASSY (AT).....	1-9	CYLINDER BLOCK.....	1-4	GEAR SHIFT FORK (MT).....	1-5	RADIATOR.....	1-10	WATER PUMP.....	1-7
A1 GASKET SET (AT).....	1-9	CYLINDER HEAD.....	1-3	INTAKE MANIFOLD.....	1-11	SELECTOR LEVER (AT).....	1-5		
A1 PARKING BRAKE (AT).....	1-13	DIFFERENTIAL TEAR.....	1-2	LABEL.....	1-11	TIMING BELT.....	1-10		
CAR SHAFT AND VALVE.....	1-9	EMISSION CONTROL.....	1-11	MUFFLER.....	1-4	TRANSMISSION (AT).....	1-10		
CANISTER.....	1-12	ENGINE GASKET SET.....	1-2	GEL HOSE (AT).....	1-15	TRANSMISSION (MT).....	1-10		
CLUTCH (AT).....	1-2	ENGINE MOUNTS.....	1-4	OIL PAN.....	1-5	TRANSMISSION CASE (AT).....	1-10		
CONTROL PANEL.....	1-3	FUEL PUMP.....	1-7	MIL PUMP.....	1-6	TRANSMISSION CASE (MT).....	1-10		

BATTERY.....	1-6	FRONT BODY PANEL.....	1-2	FRONT SEAT.....	1-12	LOCK SET AND RADIO.....	1-13	REAR SUSPENSION.....	1-3	STEERING WHEEL.....	1-7
BRAKE MASTER CYLINDER.....	1-2	FRONT BUMPER.....	1-8	FRONT SUSPENSION.....	1-2	PARKING BRAKE.....	1-4	REAR WHEEL BRAKE.....	1-3	STRIPES TAPE AND MUD FLAP.....	1-4
BRAKE PIPING.....	1-3	FRONT DOOR LASS.....	1-8	FRONT WHEEL BRAKE.....	1-4	REAR WHEEL AND TIRE.....	1-3	SEAT BELT.....	1-12	STRIPES TAPE.....	1-12
CAR HEATER.....	1-13	FRONT DOOR LOCK.....	1-9	FRONT WINDOW.....	1-6	SEAT BELT.....	1-12	STRIPES TAPE.....	1-12	STRIPES TAPE.....	1-12
CORNER M/L PIPE.....	1-5	FRONT DOOR PANEL.....	1-7	FUEL TANK.....	1-10	SEAT BELT.....	1-12	STRIPES TAPE.....	1-12	STRIPES TAPE.....	1-12
DISTRIBUTOR.....	1-5	FRONT FENDER.....	1-2	GENERATOR.....	1-3	SEAT BELT.....	1-12	STRIPES TAPE.....	1-12	STRIPES TAPE.....	1-12
FLUSH (MT).....	1-2	FRONT HOOD PANEL.....	1-3	INTEGRATED PANEL.....	1-11	REAR BUMPER.....	1-9	STRIPES TAPE.....	1-12	STRIPES TAPE.....	1-12
FRONT AXLE.....	1-5	FRONT LAMP.....	1-6	INTEGRATED PANEL.....	1-11	REAR GATE LOCK.....	1-10	STRIPES TAPE.....	1-12	STRIPES TAPE.....	1-12
				INTEGRATED PANEL.....	1-11	REAR LAMP.....	1-9	STRIPES TAPE.....	1-12	STRIPES TAPE.....	1-12
				INTEGRATED PANEL.....	1-11			STRIPES TAPE.....	1-12	STRIPES TAPE.....	1-12

REF. NO.	PART NO.	DESCRIPTION	QTY	REMARKS
1-1	66110-78001-000	CARPET, front floor	1	MT
1-2	66110-78002-000	CARPET, front floor	1	AT
2	75120-81110-000	CARPET, rear floor	1	
3	75151-81110-000	CARPET, luggage floor	1	
4	09409-06304	CLIP	4	
5	09111-08165	SCREW	2	
6	09160-05000	WASHER (5.5x14x1)	2	
7	75421-81110-261	TRIM, luggage floor front/side	8	
8-1	09410-00067	NUT, rear	14	MT
8-2	09410-00067	NUT, front	14	AT
9	09410-00072	NUT, rear	4	AT
10	75210-81002	SILENCER, dash panel	1	
11	09132-09010	SCREW	2	
12	75210-81001	SILENCER, rear upper RH	1	
13	75250-81000	SILENCER, rear upper LH	1	
14	99000-73371	SILENCER, floor (470x930)	AR	
15	99000-73421	PNR (1000x150)	AR	
16	75291-81110	TRIM, rear luggage floor	1	



RAYTOR.....F-6	FRONT BODY PANEL.....1-2	FRONT SEAT.....1-12	LOCK SET (NO RADIO).....F-18	REAR SUSPENSION.....G-3	STEERING WHEEL.....G-7
BRAKE MASTER CYLINDER.....H-2	FRONT BUMPER.....1-8	FRONT SUSPENSION.....G-2	PARKING BRAKE.....H-6	REAR WHEEL BRAKE.....H-5	STRIPES TAPE AND MUD FLAP.....J-4
BRAKE PIPING.....H-3	FRONT DOOR GLASS.....J-8	FRONT WHEEL BRACKET.....1-4	REAR AXLE.....G-18	REAR W/AD TIRE.....G-4	SWITCH.....F-12
CAR HEATER.....1-13	FRONT DOOR LOCK.....J-9	FRONT WINDOW.....J-4	REAR AXLE.....G-3	SEAT BELT PANEL.....J-15	VENTILATORS.....F-12
DECK PAUL PIPE.....1-5	FRONT DOOR PANEL.....J-7	FUEL TANK.....1-10	REAR BODY PANEL.....1-8	STEEL BELT PANEL.....J-7	WASHER.....F-15
W/AD SWITCH.....F-5	FRONT FENDER.....1-5	GENERATOR.....F-3	REAR BUMPER.....1-8	SPEEDOMETER.....1-7	WIPER.....F-14
FLOOR MAT.....J-2	FRONT FLOOR PANEL.....1-3	INSTRUMENT PANEL.....J-11	REAR GATE LOCK.....1-10	STARTING MOTOR.....F-2	WIRING HARNESS.....F-10
FRONT AXLE.....G-5	FRONT LAMP.....1-4	INTERIOR TRIM.....J-3	REAR LAMP.....F-8	STEERING LINK.....G-8	



REF. NO.	PART NO.	DESCRIPTION	QTY	REMARKS
1	76121-41011-281	TRIM, floor side RH	1	
2	76131-41011-281	TRIM, floor side LH	1	
3	76121-81011-281	TRIM, lower side LH	1	
4	76131-81011-281	TRIM, dash side LH	1	
5	76061-81001-281	TRIM, front door opening	2	
6	76270-81110-428	TRIM, center pillar RH	1	
7	76280-81110-428	TRIM, center pillar LH	1	
8	09402-08003-281	CLIP	12	
9	76270-81111-428	TRIM, cab back inner	1	
10	09409-08001-281	CLIP, dash side trim	2	
11	06230-14003	CAP, door switch hole	1	
12	75481-81000	VALVE, air outlet	2	
13	76411-81100	COVER, ventilation	2	
14	76413-81100	VALVE, ventilation	2	
15	09148-63010	NUT	6	
16	07250-67001	CAP, deck side inner	4	
17	84571-81110	GLASS, cab back window	1	
18	84623-81100	WEATHERSTRIP, rear window	1	
19	06790-14000	PLUG, floor side	2	
20	09250-25003	CAP, door floor drain	2	
21	09250-36000	CAP, floor drain	4	
22	09250-40002	CAP, floor drain	4	
23	88311-10000	FILM, PR pillar outer lower	2	
24	09250-20003	PLUG, exhaust grid	2	

BATTERY.....1-0	FRONT BODY PANEL.....1-2	FRONT SEAT.....2-12	LOCK SET AND RADIO.....1-13	REAR SUSPENSION.....0-3	STEERING WHEEL.....0-7
BRAKE MASTER CYLINDER.....1-2	FRONT BLOWER.....1-8	FRONT SUSPENSION.....0-2	PARKING BRAKE.....1-6	REAR WHEEL BRAKE.....1-5	STRIPES TAPE AND MUD FLAP.....1-4
BRAKE PIPING.....2-11-3	FRONT DOOR GLASS.....1-8	FRONT WHEEL BRAKE.....1-4	PEEP.....6-10	ROAD WHEEL AND TIRE.....0-4	SWITCH.....1-12
CAB HEATER.....8-13	FRONT DOOR LOCK.....1-9	FRONT WINDOW.....1-6	REAR ANGLE.....0-4	SEAT BELT.....1-13	VENTILATOR.....1-12
DECK RAIL PANEL.....4-8	FRONT DOOR PANEL.....1-7	FUEL TANK.....1-10	REAR BODY PANEL.....1-8	REAR BODY PANEL.....1-7	WASHER.....1-15
DIFFERENTIAL.....7-2	FRONT HUB.....1-5	GENERATOR.....7-3	REAR BUMPER.....1-3	SPEEDOMETER.....1-7	WIPER.....1-14
FLARE WING.....1-3	FRONT HUB PANEL.....1-3	INSTRUMENT PANEL.....1-11	REAR GATE LOCK.....1-19	STEERING MEMBER.....1-2	WIRING HARNESS.....1-10
FRONT AXLE.....0-5	FRONT LAMP.....1-0	INTERIOR TRIM.....1-3	REAR LIGHT.....1-4	STEERING LASH.....1-8	

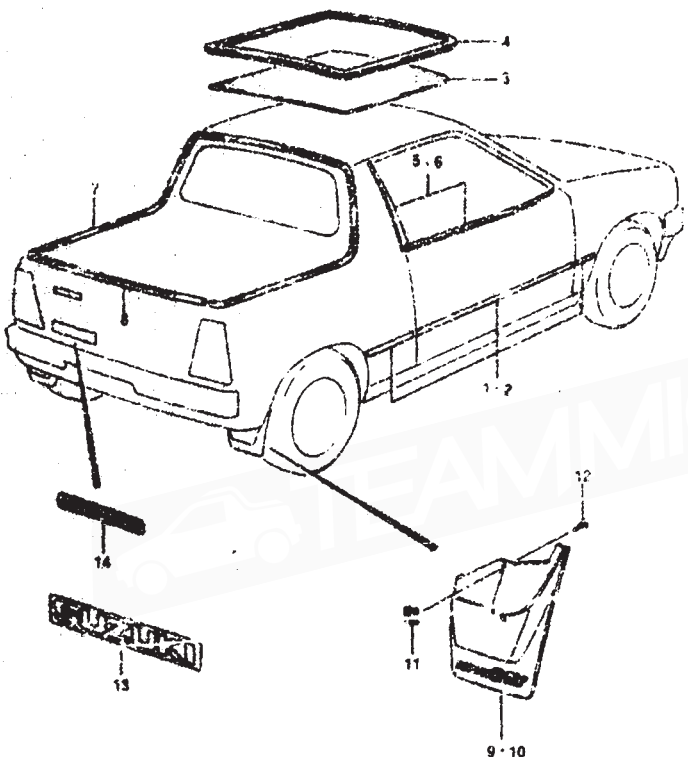


FIG. 79 (J-4) STRIPE TAPE AND MUD FLAP

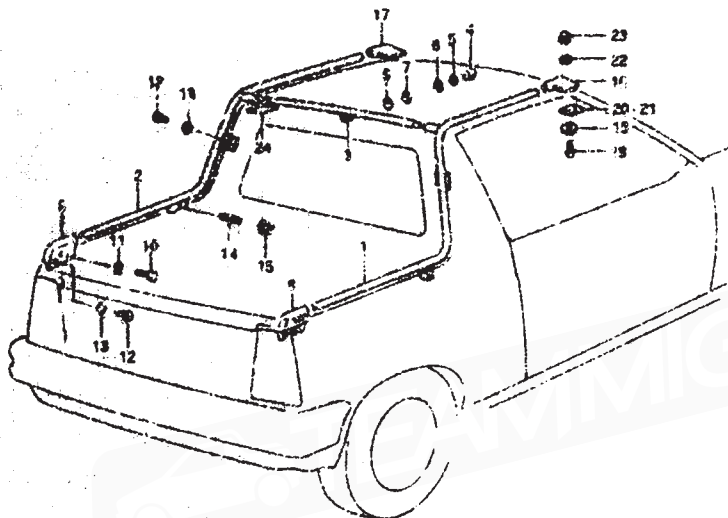
QTY

REMARKS

REF. NO.	PART NO.	DESCRIPTION	QTY	REMARKS
1-1	77610-8110-291	TAPE ASSY, side RH	1	
1-2	77610-8110-148	TAPE ASSY, side LH	1	
2-1	77620-8110-291	TAPE ASSY, side RH	1	
2-2	77620-8110-148	TAPE ASSY, side LH	1	
3	70111-0110-873	HEAD LINER, roof	1	
4	70112-0110-896	TRIM, roof	1	
5-1	77690-8110-64W	STRIPE TAPE, side window RH	1	Paint white/Black
5-2	77690-8110-75C	STRIPE TAPE, side window LH	1	Paint white/Black Silver
6-1	77661-8110-80K	STRIPE TAPE, side window LH	1	Paint white/Black
6-2	77660-8110-75C	STRIPE TAPE, side window LH	1	Paint white/Black Silver
7	77690-8110	MOLDING, deck side	1	
8	77660-8110	MOLDING, deck gate	1	
9	72210-8110	FLAP, rear end RH	1	
10	72220-8110	FLAP, rear end LH	1	
11	09140-0-003	HIT	6	
12	40141-09163	SCREW	6	
13-1	77813-8010-23D	EMBLEM, TRUCK (Paint Gray)	1	
13-2	77813-8010-23E	EMBLEM, SUCKER (Paint Gray)	1	
14	77894-84000	EMBLEM, AUTOMATIC	2	AT



BATTERY.....F-8	FRONT BODY PANEL.....1-2	FRONT SEAT.....J-12	LOCK SET AND RADIO.....F-13	REAR SUSPENSION.....G-3	STEERING WHEEL.....G-7
DRIVE MASTER CYLINDER.....M-2	FRONT BUMPER.....1-8	FRONT SUSPENSION.....G-2	PARKING BRAKE.....M-6	TRUCK WHEEL BRAKE.....M-5	STRIPE TAPE AND MUD FLAP.....J-4
DRIVE PIPING.....M-3	FRONT DOOR GLASS.....J-8	FRONT WHEEL BRAKE.....M-4	PEDA.....G-10	ROAD WHEEL AND TIRE.....G-4	SWITCH.....T-12
CAR HEATER.....J-13	FRONT DOOR LOCK.....J-9	FRONT WINDOW.....J-7	REAR AXLE.....D-6	REAR BELLY.....J-13	VENTILATOR.....T-12
BACK RAIL PIPE.....J-5	FRONT DOOR PANEL.....J-7	FUEL TANK.....J-10	REAR BODY PANEL.....1-6	SIDE BODY PANEL.....1-7	WASHER.....F-15
DISTRIBUTOR.....F-9	FRONT FENDER.....1-5	GENERATOR.....F-3	REAR BUMPER.....1-9	SPEEDOMETER.....F-2	WIPER.....F-14
FUELER MTR.....J-2	FRONT END PANEL.....1-5	INSTRUMENT PANEL.....1-11	REAR GATE LOCK.....1-11	STARTING MOTOR.....F-2	WIRING HARNESS.....F-10
FRONT AXLE.....G-5	FRONT LAMP.....F-8	INTERIOR TRIM.....J-5	REAR LAMP.....F-9	STEERING LINK.....G-8	



REF. NO.	PART NO.	DESCRIPTION	QTY	REMARKS
1	76610-81100	PIPE, deck side rail RM	1	
2	76610-81100	PIPE, deck side rail LH	1	
3	75L 80-81100	PIPE, deck upper cross	1	
4	08313-11066	NUT	1	
5	08321-21066	LOCK WASHER	1	
6	30023-21066	WASHER	2	
7	08161-08001	WASHER	1	
8	76561-81100	SUPPORT, deck side pipe RM RM	2	
9	76562-81100	SUPPORT, deck side pipe RM LH	1	
10	08129-08023	COLT	2	
11	08227-21066	WASHER	2	
12	02179-06061	BOLT	6	
13	08323-21066	DRIVER	2	
14	60148-60000	STU WELT	2	
15	18306-18004	NET	2	
16	76561-81100	SUPPORT, deck side pipe RM RM	1	
17	76610-81100	SUPPORT, deck side pipe RM LH	1	
18	08112-08166	SCREW	2	
19	08161-08016-080	WASHER	2	
20	76635-81100	PACKING, deck side pipe support, RM	1	
21	76636-81100	PACKING, deck side pipe support, LH	1	
22	76635-81100	WASHER	2	
23	08313-11066	NUT	2	
24	76671-81100	FIRM, pipe	2	

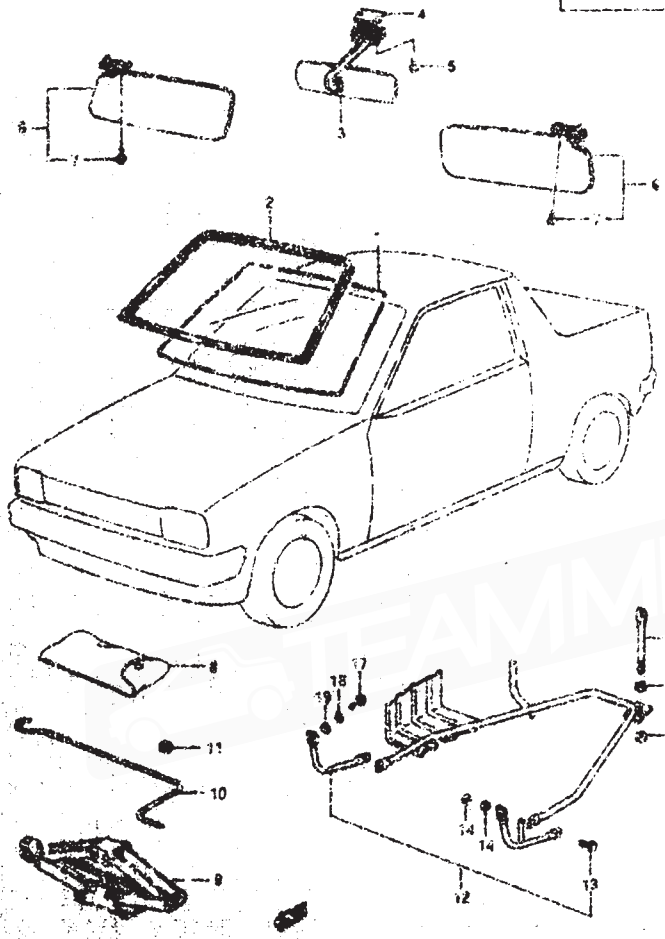
SS40T 63A

SS40T 63A

BATTERY.....F-6	FRONT BODY PANEL.....F-2	FRONT SEAT.....J-12	LOCK SET AND INDIC.....F-13	REAR SUSPENSION.....G-3	STEERING WHEEL.....G-7
BRAKE MASTER CYLINDER.....H-2	FRONT BUMPER.....I-8	FRONT SUSPENSION.....G-2	PARKING BRAKE.....H-8	REAR WHEEL BRAKE.....H-8	STRIPPE WIRE AND MUD FLAP.....J-4
BRAKE PIPING.....H-3	FRONT DOOR GLASS.....J-8	FRONT WHEEL BRAKE.....H-4	PERAL.....G-10	REAR WHEEL AND TIRE.....G-6	SWITCH.....F-17
CAB HEATER.....I-13	FRONT DOOR LATCH.....J-9	FRONT WINDOW.....J-6	REAR AXLE.....I-6	SEAT BELT.....J-13	VENTILATOR.....I-17
TRUCK WHEEL TIRE.....J-6	FRONT FLOOR PANEL.....J-7	FUEL TANK.....J-10	REAR BODY PANEL.....I-8	TAIL BODY PANEL.....I-7	WASHER.....F-19
DISPENSERS.....F-3	FRONT FENDER.....I-3	GENERATOR.....F-3	REAR BUMPER.....I-9	SPEEDOMETER.....F-7	WIPER.....F-16
FLASH AND.....G-2	FRONT HOOD PANEL.....I-3	INSTRUMENT PANEL.....I-11	REAR GATE LOCK.....I-10	STARTING MOTOR.....F-2	WIRING HARNESS.....F-10
FRONT FLOOR.....G-5	FRONT LAMP.....F-8	INTERIOR TRIM.....J-3	REAR LAMP.....F-9	STEERING LINK.....G-6	

J-6

FIG. 81 (1) (2) (3) (4) (5) (6) (7) (8) (9) (10) (11) (12) (13) (14) (15) (16) (17) (18) (19) (20) (21) (22) (23) (24) (25) (26) (27) (28) (29) (30) (31) (32) (33) (34) (35) (36) (37) (38) (39) (40) (41) (42) (43) (44) (45) (46) (47) (48) (49) (50) (51) (52) (53) (54) (55) (56) (57) (58) (59) (60) (61) (62) (63) (64) (65) (66) (67) (68) (69) (70) (71) (72) (73) (74) (75) (76) (77) (78) (79) (80) (81) (82) (83) (84) (85) (86) (87) (88) (89) (90) (91) (92) (93) (94) (95) (96) (97) (98) (99) (100)

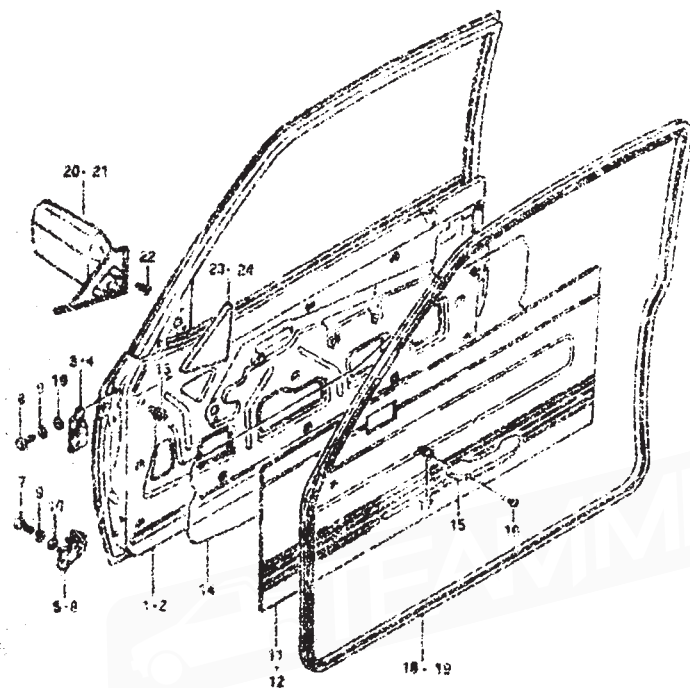


REF. NO.	PART NO.	DESCRIPTION	REMARKS
1	10511-81120	GLASS, windseal	1
2	34411-81000	WINDSEAL	1
3	84703-81000	WINDOW ASSY, inside front view	1
4	84611-81000	WINDOW ASSY, outside front view	1
5	92122-85076	MOTOR	2
6	84670-81070-899	SUNVISOR ASSY	2
7	09177-01016	SCREW	4
8	09400-34800	SEAL ASSY	1
9	09824-00016	RACK ASSY	1
10	09246-00017	HANDLE, Jack	1
11	09133-14009	CRIMPET	1
12	71510-81107	CARRIER, spare tire	1
13	01107-86206	NUT	2
14	02310-81206	NUT	4
15	71521-81100	BOLT, spare tire carrier	1
16	02310-81206	NUT	2
17	01107-86156	BOLT	2
18	04321-21086	LOCK WASHER	2
19	04322-21036	WASHER	2

55 AUT E24

35AUT E24

BATTERY	F-6	FRONT BODY PANEL	I-2	FRONT SEAT	G-12	LOCK SET AND RADIO	F-13	REAR SUSPENSION	G-5	STEERING WHEEL	G-7
BRAKE MASTER CYLINDER	H-2	FRONT BUMPER	I-8	FRONT SUSPENSION	G-2	PARKING BRAKE	H-4	REAR WHEEL BRAKE	F-5	STIFF TAPE AND MUD FLAP	J-4
BRAKE PUMP	H-3	FRONT BUMPERS	J-8	FRONT WHEEL BRAKE	H-4	PEOM	G-10	ROAD CHECK AND TIRE	G-2	SWITCH	G-12
CAN HEATER	F-13	FRONT DOOR LOCK	J-9	FRONT WINDOW	J-6	REAR W/LE	G-6	SEAT BELT	J-13	VENTILATOR	F-12
CLEARANCE LIGHT	F-2	FRONT FLOOR PANEL	J-7	FUEL TANK	J-10	REAR BODY PANEL	I-4	SIDE BODY PANEL	I-7	WIPER	F-19
CLIP	F-5	FRONT FENDER	I-5	GENERATOR	F-5	REAR BUMPER	I-9	SPEEDOMETER	F-7	WIPER	F-14
CLIP	F-5	FRONT HISSY PANEL	J-3	INSTRUMENT PANEL	I-1	REAR GATE LOCK	J-10	STARTING MOTOR	F-2	WIRING HARNESS	F-16
CLIP	F-5	FRONT LEVER	F-8	INTERIOR TRIM	J-3	REAR LAMP	F-9	STEERING LINK	G-8		

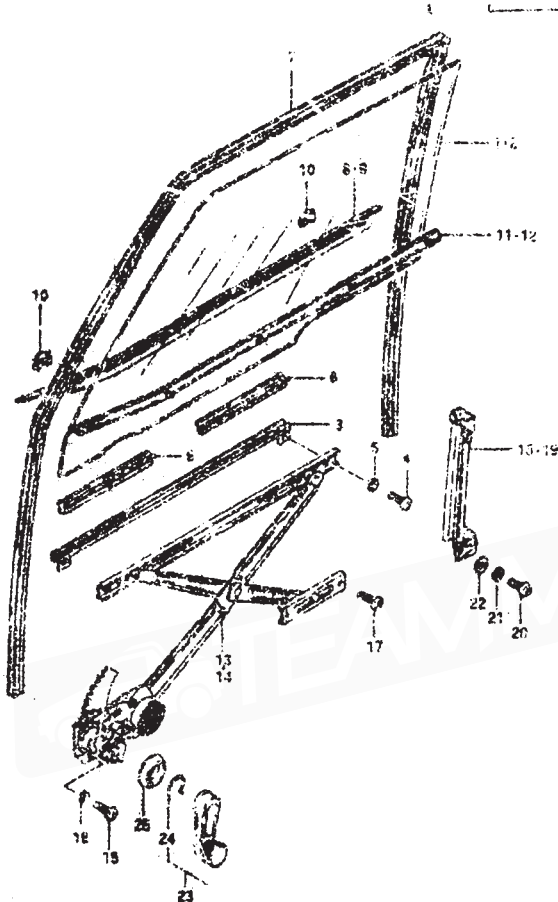


REF. NO.	PART NO.	DESCRIPTION	QTY.	REMARKS
1	6832-81133	PANEL ASSY, front door RH	1	
2	6832-81111	PANEL GLSS, front door LH	1	
3	76110-70000	HINSE, door upper RH	1	
4	76160-70000	HINSE, door upper LH	1	
5	76120-81000	HINSE, door lower RH	1	
6	76170-81000	HINSE, door lower LH	1	
7	09100-08167	SCAL (1x22)	10	
8	01107-08218	BOLT	8	
9	08321-21068	LOCK WASHER	18	
10	08342-11086	WASHER	18	
11	85710-81021-408	TRIM, front door RH	1	
12	85720-81001-424	TRIM, front door LH	1	
13	09409-08267	CLIP	26	
14	83911-81060	TRIM, setex alloy	2	
15	26311-01370-281	KNIGHT	2	
16	03202-08753	SCREW	4	
17	08148-08077	NUT	4	
18	08642-81000	WEATHERSTRIP, opening RH	1	
19	64640-81000	WEATHERSTRIP, opening LH	1	
20	84761-81080-261	WASHER, door RH	1	
21	84702-81080-281	WASHER, door LH	1	
22	02140-08126	SCREW	5	
23	84752-81080-261	ORNISH, bracket RH	1	
24	84757-81080-281	ORNISH, bracket LH	1	

83427 E24

83427 E24

BATTERY.....F-6	FRONT BODY PANEL.....1-2	FRONT SEAT.....J-12	LOCK SET AND RADIO.....F-13	REAR SUSPENSION.....G-5	STEERING WHEEL.....8-7
BRAKE MASTER CYLINDER.....H-2	FRONT BUMPER.....8	FRONT SUSPENSION.....G-2	PARKING BRAKE.....H-8	REAR WHEEL BRAKE.....H-5	STRIPES TAPE AND MUD FLAP.....J-8
BRAKE PIPING.....H-3	FRONT DOOR GLASS.....J-8	FRONT WHEEL BRAKE.....H-4	PEDAL.....Q-10	ROAD WHEEL AND TIRE.....G-4	SWITCH.....F-12
CAR HEATER.....I-13	FRONT DOOR LOCK.....J-9	FRONT WINDOW.....J-6	REAR AXLE.....8-9	SEAT BELT.....J-13	VEHICLE ID.....I-12
CORK AXLE PIPE.....J-5	FRONT DASH PANEL.....J-7	FUEL TANK.....J-10	REAR BODY PANEL.....1-6	SHOCK BODY PANEL.....1-7	WASHER.....F-15
DISTRIBUTOR.....F-5	FRONT FENDER.....1-3	GENERATOR.....F-3	REAR BUMPER.....8	SPRINKLER.....F-7	WASHER.....F-16
FLOOR MAT.....2	FRONT LAMP PANEL.....1-2	HEATER.....F-11	REAR BATT LOCK.....F-10	STARTING MOTOR.....F-6	WIND UP WORNERS.....I-10
FRONT AXLE.....G-8	FRONT LAMP.....F-8	HIGHBEAM WIND.....J-15	SEAT LAMP.....F-9	STEERING LAMP.....G-8	



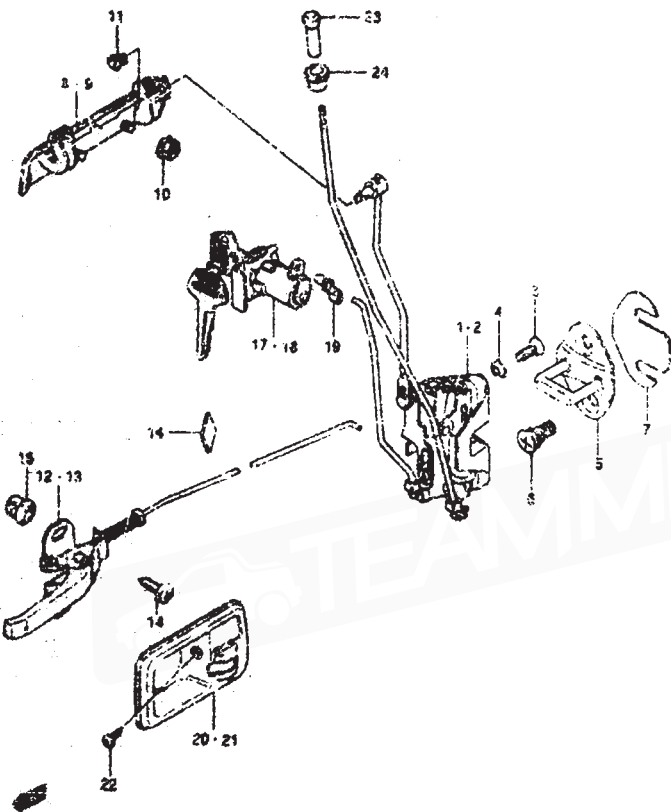
REF. NO.	PART NO.	DESCRIP. L&A	QTY	REMARKS
1	84531-81020	GLASS, window RH	1	
2	84535-81020	GLASS, window LH	1	
3	78311-78000	CHANNEL, door glass section	2	
4	02112-21066	SCREW	4	
5	06322-21066	LOCK WASHER	4	
6	75111-78400	RUBBER, glass section channel	4	
7	87661-81010	PNL, door glass	2	
8	83611-81000	SCRAPE, door outside RP	1	
9	83621-81020	SCRAPE, door outside LH	1	
10	78971-78000	CLIP, escape	14	
11	83630-81010	SCRAPE, inside RH	1	
12	83640-81010	SCRAPE, inside LH	1	
13	78301-78000	REFLECTOR ASSY, door window RH	1	
14	78302-78000	REFLECTOR ASSY, door window LH	1	
15	02117-06008	SCREW	8	
16	0831-21057	LOCK WASHER	8	
17	02142-21108	SCREW	4	
18	81730-81000	WASH, front door door RH	1	
19	81740-81000	WASH, front door door LH	1	
20	02112-08127	SCREW	2	
21	06322-21066	LOCK WASHER	2	
22	08322-21066	WASHER	2	
23	78460-78000-281	REGULE, window regulator	2	
24	78463-78000	SCREW	2	
25	79172-78000-281	EXHAUSTION, regulator handle	2	

PART 821

PART 824

BATTERY.....	F-6	FRONT BODY PANEL.....	J-2	FRONT SEAT.....	J-12	LOCK SET AND RADIO.....	F-13	REAR SUSPENSION.....	G-3	STEERING WHEEL.....	G-7
WHALE MASTER CYLINDER.....	H-2	FRONT BUMPER.....	J-6	FRONT SUSPENSION.....	G-2	PARKING BRAKE.....	H-6	REAR WHEEL BRAKE.....	H-3	STRIPES TAPE AND MUI FLAP.....	J-4
WHEELS, F.P.M.G.....	H-3	FRONT DOOR GLASS.....	J-8	FRONT WHEEL BRAKE.....	H-4	PEDAL.....	G-16	SPARE WHEEL AND TIRE.....	G-4	SWITCH.....	F-12
WHEEL NUTS.....	H-13	FRONT DOOR LOCK.....	J-9	FRONT WINDOW.....	J-6	REAR AXLE.....	G-6	SEAT BELT.....	J-15	OSCILLATOR.....	F-18
WHEEL NUT PIPE.....	J-5	FRONT DOOR PANEL.....	J-7	FUEL TANK.....	J-10	REAR BODY PANEL.....	H-5	SIDE BODY PANEL.....	J-7	WASHER.....	F-15
WINDSHIELD WIPER.....	F-5	FRONT FENDER.....	J-5	GENERATOR.....	F-3	REAR BUMPER.....	J-9	SPEEDOMETER.....	F-7	WHEEL.....	F-14
WINDSHIELD WIPER MOTOR.....	F-9	FRONT HOOD PANEL.....	J-5	INSTRUMENT PANEL.....	J-11	REAR GATE LOCK.....	J-10	STARTING MOTOR.....	F-2	WIRING HARNESS.....	F-10
FRONT WHEEL.....	H-2	FRONT LAMP.....	F-8	INTEGRAL TRIP.....	J-3	REAR LAMP.....	F-9	STOPPING LIGHT.....	F-5		

REF. NO.	PART NO.	DESCRIPTION	QTY	REMARKS
1	82201-81000	LOCK ASSY, front door RH	1	
2	82202-81000	LOCK ASSY, front door LH	1	
3	00130-08106	SCREW	6	
4	08323-31086	LOCK WASHER	6	
5	78110-78000	STRUTTER, door lock	2	
6	09137-09004	SCREW	4	
7	78198-78000	SPACER	Q-4	
8	80810-80102	WHAKE, outside RH	1	
9	80820-80102	WHAKE, outside LH	1	
10	08314-26046	NUT	4	
11	82291-80100	SWAY, joint	2	
12	83110-81001-281	HANDLE, door inside RH	1	
13	83130-81001-281	HANDLE, door inside LH	1	
14	00201-06106	SCREW	4	
15	00248-09007	NUT	4	
16	77361-75000	WAD	2	
17	71400-70811	CYLINDER ASSY, lock RH	1	
18	71400-70811	CYLINDER ASSY, lock LH	1	
19	09219-09014	PIN	2	
20	78471-79000-281	CASE, inside handle RH	1	
21	78481-79000-281	CASE, inside handle LH	1	
22	00141-09025	SCREW	2	
23	78541-00062	KNEE	2	
24	82291-84000	OP, inside left knob	2	



S840T E24

S840T E24

BATTERY.....F-6	FRONT BODY PANEL.....J-2	FRONT SCAT.....J-12	LOCK SET AND RADIO.....F-13	REAR SUSPENSION.....G-3	STEERING WHEEL.....G-7
BRAKE MASTER CYLINDER.....H-2	FRONT BUMPER.....J-8	FRONT SUSPENSION.....G-2	PARKING BRAKE.....H-8	REAR WHEEL BRAKE.....H-5	STRIPS TAPE AND MUD FLAP.....J-4
BRAKE PIPING.....H-3	FRONT DOOR GLASS.....J-8	FRONT WHEEL BRAKE.....H-4	PEDAL.....G-10	ROAD WHEEL AND TIRE.....G-4	SWITCH.....F-12
CAB HEATER.....I-13	FRONT DOOR LOCK.....J-9	FRONT WINDOW.....J-6	REAR AXLE.....G-8	SEAT BELT.....J-13	VENTILATOR.....F-11
DECK MOUNT PIPE.....J-5	FRONT BODY PANEL.....J-7	FUEL TANK.....J-10	REAR BODY PANEL.....I-6	SHOCK BODY PANEL.....I-7	WASHER.....F-15
SHOCK MOUNT.....F-5	FRONT FENDER.....I-5	GENERATOR.....F-3	REAR BUMPER.....I-9	SPEEDOMETER.....F-7	WIPER.....F-14
FLOOR MAT.....J-2	FRONT HOOD PANEL.....J-2	INSTRUMENT PANEL.....I-11	REAR GATE LOCK.....I-10	STARTING MOTOR.....F-2	WIRING HARNESS.....F-10
FRONT OIL PAN.....G-5	FRONT LAMP.....F-8	INTERIOR TRIM.....J-5	REAR LAMP.....F-8	STEERING LINK.....G-8	

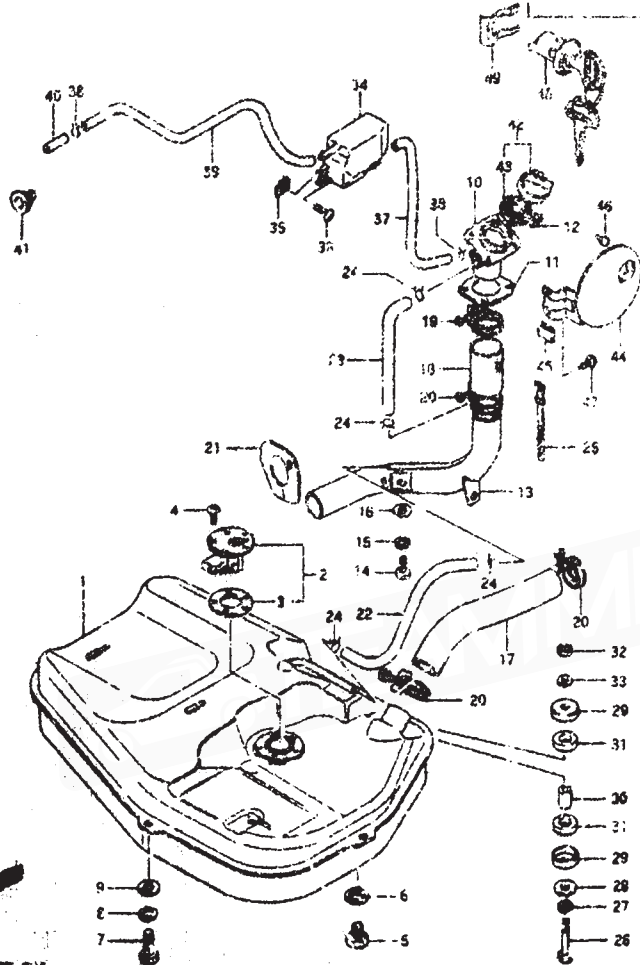
FIG. 63

J-10

FUEL TANK

QTY

REMARKS



REF. NO.	PART NO.	DESCRIPTION	QTY	REMARKS
1	09402-28000	TANK ASSY, Fuel	1	
2	24810-80011	SPACE ASSY, Fuel Tank	1	
3	34825-67000	GASKET	1	
4	02112-05000	SCREW	5	
5	09227-12001	PLUG	1	
6	09166-02000	GASKET (1.2x20x1.5)	1	
7	01107-08006	NUT	3	
8	08321-21000	LOCK WASHER	3	
9	09160-08000	WASHER (8.2x20x1.6)	3	
10	09220-81100	NUT, Fuel Tank Filler	1	
11	09203-81090	PACKING, Fuel Tank Inlet	1	
12	09125-05000	SCREW	2	
13	06230-81100	PIPE, Fuel Tank Inlet	1	
14	01107-06166	BOLT	2	
15	08321-21000	LOCK WASHER	3	
16	09160-04020	WASHER (6.5x20x1.5)	3	
17	09220-81100	PIPE, Joint Upper	1	
18	09222-81100	FLANGE, Fuel Filler Upper	1	
19	10400-38001	CLAMP, hose upper	1	
20	13400-52311	CLAMP	3	
21	09201-81100	DUST SEAL, Inlet pipe	1	
22	09345-11015	HOSE	1	L1630-625
23	09345-11015	NUT	1	L1630-600
24	09401-15303	CLIP	4	
25	09407-22403	CLAMP	1	
26	08107-08400	BOLT	1	
27	08321-21000	LOCK WASHER	1	
28	09160-09007	WASHER	3	
29	09160-08024	WASHER	2	
30	09180-08003	SPACER	1	
31	09320-12025	CLIP-IRON	2	
32	08310-12006	NUT	1	
33	08321-21000	LOCK WASHER	1	

SS40T E24

SS40T E24

BATTERY	F-6	FRONT BODY PANEL	I-2	FRONT SEAT	J-12	LOCK SET AND RADIO	F-13	REAR SUSPENSION	G-3	STEERING WHEEL	Q-7
BRAKE MASTER CYLINDER	H-2	FRONT BUMPER	I-8	FRONT SUSPENSION	G-2	PARKING BRAKE	H-4	REAR WHEEL BRAKE	H-5	STRIPE TAPE AND RUD FLAP	J-6
BRAKE PUMP	H-3	FRONT DOOR GLASS	J-8	FRONT WHEEL BRAKE	H-4	PETROL	G-10	ROAD WHEEL AND TIRE	Q-4	SWITCH	F-12
CHILL HEATER	I-13	RIGHT DOOR LOCK	J-9	FRONT WINDON	J-6	REAR AXLE	Q-0	SEAT BELT	J-13	VENTILATOR	F-12
DRINK FILL PUMP	I-14	RIGHT DOOR PANEL	J-7	FUEL TANK	J-10	REAR BODY PANEL	I-6	STRIP BODY PANEL	I-7	WHEEL	F-13
ENGINE/GENERATOR	F-2	FRONT FENDER	I-9	GENERATOR	F-3	REAR BUMPER	I-8	STRIPBORDER	F-7	WIPER	F-14
FRONT HAY	J-2	FRONT HOOD PANEL	I-3	INSTRUMENT PANEL	I-11	REAR GATE LOCK	I-10	STRIPPING WORK	F-2	WIPING MACHINERY	F-10
FRONT AXLE	F-4	FRONT LAMP	F-8	INTERIOR TRIM	G-3	REAR LAMP	F-9	STEERING LINK	Q-0		

FIG. 83

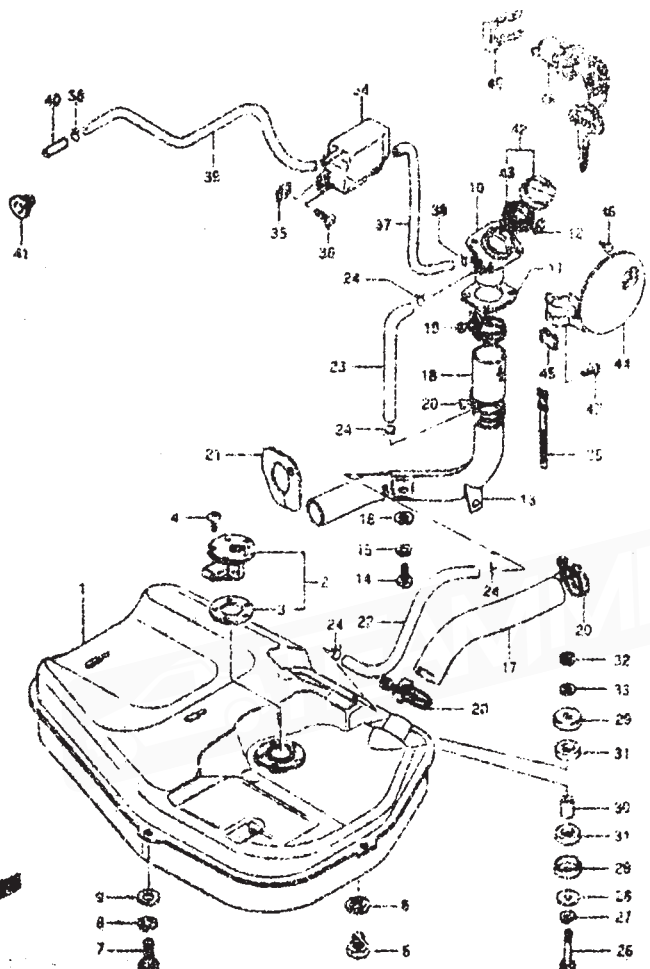


FIG. 84 (CONT.) PXL (REV)

QTY

REMARKS

QTY	PART NO.	DESCRIPTION	QTY	REMARKS
1	59121-6L100	TANK, separator	1	
2	08146-02A26	NUT	2	
2	03143-05168	SCREW	2	
1	30743-02796	HOSE	1	
2	09400-17402	CLIP	2	
1	10344-07316	HOSE, (FUEL LINE)	1	
1	55427-74043	PIPE, air cleaner tract joint	1	
2	63428-71021	GROMMET	2	
1	09150-82100	CAP ASSY, fuel tank filler	1	
1	09154-82700	CUSHNET	1	
1	61169-8A101	PANEL, fuel inlet lid	1	
1	09129-01001	CUSHION	1	
1	09321-03100	CUSHION	1	
2	01142-03107	SCREW	2	
1	85400-34130	CYLINDER ASSY, lid lock	1	
1	77461-71520	CLIP	1	

SS40T E24

SS40T E24

BATTERY.....	F-6	FRONT BODY PANEL.....	1-1	FRONT SEAT.....	1-12	LOCK SET AND RADIO.....	F-13	REAR SUSPENSION.....	G-3	STEERING WHEEL.....	G-7
BRAKE MASTER CYLINDER.....	H-2	FRONT BUMPER.....	1-8	FRONT SUSPENSION.....	G-2	PARKING BRAKE.....	H-8	REAR WHEEL BRAKE.....	H-5	STRIFE TAPE AND MUD FLAP.....	F-4
BRAKE PIPING.....	H-3	FRONT DOOR GLASS.....	1-8	FRONT WHEEL BRAKE.....	H-4	PEDAL.....	G-10	ROAD WHEEL AND TIRE.....	G-4	SWITCH.....	F-12
CAP HEATER.....	1-13	FRONT DOOR LOCK.....	1-9	FUEL TANK.....	1-6	REAR AXLE.....	G-8	SEAT BELT.....	1-7	VENTILATOR.....	F-12
DECK INLET PIPE.....	1-5	FRONT FENDER.....	1-5	GENERATOR.....	F-5	REAR BODY PANEL.....	1-6	SIDE BODY PANEL.....	1-7	WASHER.....	F-15
DISTRIBUTION.....	F-5	FRONT FLOOR MAT.....	1-2	INSTRUMENT PANEL.....	1-11	REAR BUMPER.....	1-9	SPIDECOMETER.....	F-7	WIPER.....	F-14
FLOOR MAT.....	1-2	FRONT FLOOR MAT.....	1-2	INTERIOR TRIM.....	1-13	REAR GATE LOCK.....	1-10	STARTING MOTOR.....	F-2	WIRING HARNESS.....	F-10
FRONT AXLE.....	G-3	FRONT LAMP.....	F-8			REAR LAMP.....	F-9	STEERING LINK.....	G-8		

FIG. 8-1

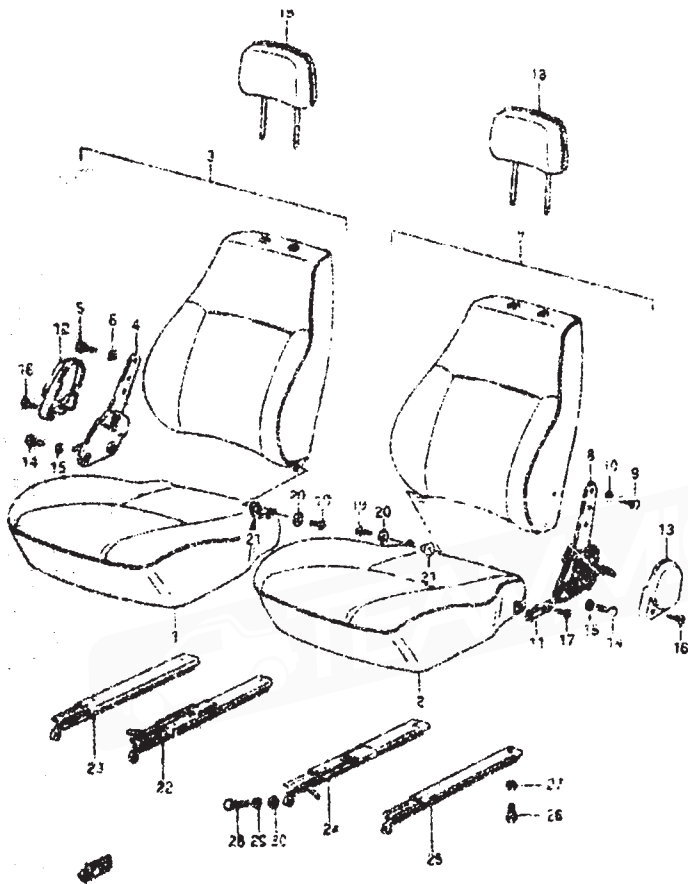
J 12

56

PARTS LIST (J-12) FRONT SEAT

87Y

REMARKS



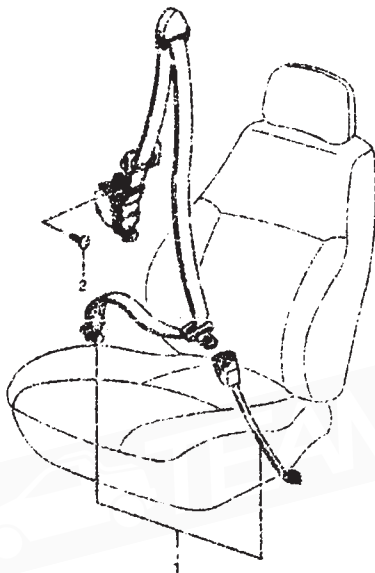
QTY.	PART NO.	DESCRIPTION	REMARKS
1	85101-81060-7M	CUSHION ASSY, Front RH	
1	85102-81060-7M	CUSHION ASSY, Front LH	
1	85701-81060-7M	BACK ASSY, Front RH	
1	85702-81060-7M	BACK ASSY, Front LH	
2	08107-08166	BOLT	
2	08121-21086	LOCK WASHER	
1	85102-81060-7M	BACK ASSY, Front LH	
1	85702-81060	RECLINING ASSY, LH	
2	08107-08166	BOLT	
2	08121-21086	LOCK WASHER	
2	80211-60101-28A	KNOB, reclining RH	
1	85221-84011-28A	COVER, reclining RH	
1	85721-84011-28A	COVER, reclining LH	
4	08107-08166	BOLT	
4	08121-21086	LOCK WASHER	
2	08281-08125	SCREW	
2	08271-08109	SCREW	
2	86401-81110-42P	HEADREST/ARM ASSY	
2	02147-02129	SCREW	
2	02140-02029	WASHER (CUSHION)	
2	45319-82100	CLIP, tank fixing	
1	86610-81000	ADJUSTER, inside	RH SEAT
1	86630-81000	ADJUSTER, outside	RH SEAT
1	86610-81000	ADJUSTER, inside	LH SEAT
1	86630-81000	ADJUSTER, outside	LH SEAT
8	08107-08166	BOLT	
8	08121-21086	LOCK WASHER	
8	08107-08166	BOLT	
8	08121-21086	LOCK WASHER	
8	08321-11086	WASHER	

5540T E24

5540T E24

BATTERY.....F-6	FRONT BODY PANEL.....1-2	FRONT SEAT.....J-12	LOCK SET AND RADIO.....F-13	REAR SUSPENSION.....G-3	STEERING WHEEL.....G-7
BRAKE MASTER CYLINDER.....H-2	FRONT BUMPER.....1-8	FRONT SUSPENSION.....G-2	PARKING BRAKE.....H-8	REAR WHEEL BRAKE.....H-5	STRIPES TAPE AND MUD FLAP.....J-4
BRAKE PIPING.....H-3	FRONT DOOR GLASS.....J-8	FRONT WHEEL BRAKE.....H-8	PEDAL.....G-10	ROAD WHEEL AND TIRE.....G-4	SWITCH.....F-12
CAR PLATER.....1-13	FRONT DOOR LOCK.....J-9	FRONT WINDOW.....J-5	REAR AXLE.....G-9	SEAT PELTS.....J-13	VENTILATOR.....F-12
BECK BULL PIPE.....J-5	FRONT DOOR PANEL.....J-7	FUEL TANK.....J-10	REAR BODY PANEL.....1-6	SIDE BODY PANEL.....1-7	WASHER.....F-19
DISTRIBUTOR.....F-5	FRONT FENDER.....1-3	GENERATOR.....F-3	REAR BUMPER.....1-8	SPEEDOMETER.....F-7	WIPER.....F-14
FLOOR MAT.....J-2	FRONT FLOOR PANEL.....1-3	INSTRUMENT PANEL.....1-11	REAR GATE LOCK.....1-8	STARTING MOTOR.....F-2	WIRING HARNESS.....F-10
FRONT AXLE.....G-5	FRONT LAMP.....F-8	INTERIOR TRIM.....J-5	REAR LAMP.....F-9	STEERING LINK.....G-3	

REF. NO.	PART NO.	DESCRIPTION	QTY	REMARKS
1	84X01-01050-002 BELT ASSY		2	
2	03141-06146	SEVEN	4	



MIGHTYBOY.COM

BATTERY.....F-6	FRONT BODY PANEL.....1-2	FRONT SEAT.....J-12	LOCK SET AND PADLOCK.....F-13	REAR SUSPENSION.....G-3	STEERING WHEEL.....G-7
BRAKE MASTER CYLINDER.....H-2	FRONT BUMPER.....1-8	FRONT SUSPENSION.....G-2	PARKING BRAKE.....H-8	REAR WHEEL BRAKE.....H-5	STRIPES TAPE AND MUD FLAP.....J-4
BRAKE PIPING.....H-3	FRONT DOOR GLASS.....J-0	FRONT WHEEL BRAKE.....H-4	PEDAL.....G-10	ROAD WHEEL AND TYRE.....G-4	SWITCH.....F-12
CAR HEATER.....1-13	FRONT DOOR PANEL.....J-9	FRONT WINDOW.....J-6	REAR AXLE.....G-8	SEAT BELT.....J-13	VENTILATOR.....1-12
CLOCK RAIL PIPE.....J-5	FRONT DOOR LOCK.....J-7	FUEL TANK.....J-10	REAR BODY PANEL.....1-5	SIDE BODY PANEL.....1-7	WASHER.....F-15
DISTRIBUTOR.....F-9	FRONT FENDER.....1-5	GENERATOR.....F-3	REAR BUMPER.....1-9	SPEEDOMETER.....F-7	WIRING.....F-14
FLOOR MAT.....J-2	FRONT HOOD PANEL.....1-3	INSTRUMENTS PANEL.....1-11	REAR GATE LOCK.....1-10	STARTING MOTOR.....F-2	WIRING HARNESS.....F-10
FRONT AXLE.....G-5	FRONT LAMP.....1-8	INTERIOR TRIM.....J-3	REAR LAMP.....F-9	STEERING LINK.....G-8	